
Clinical Study Report Synopsis

Drug Substance AZD1222
Study Code D8110C00001
Edition Number 2.0
Date 31 Aug 2023

EudraCT Number 2020-005226-28
NCT Number NCT04516746

**A Phase III Randomized, Double-blind, Placebo-controlled
Multicenter Study in Adults to Determine the Safety, Efficacy, and
Immunogenicity of AZD1222, a Non-replicating ChAdOx1 Vector
Vaccine, for the Prevention of COVID-19**

Study Dates: First participant randomized: 28 August 2020
Last participant randomized: 25 January 2021
Last participant's last visit: 10 February 2023
Final database lock date: 21 March 2023

Phase of Development: Therapeutic confirmatory (III)

**International Co-ordinating
Investigators:** *****

**Sponsor's Responsible Medical
Officer:** *****

AstraZeneca
Academy House
136 Hills Road
Cambridge, CB2 8PA, United Kingdom

This study was performed in compliance with International Council for Harmonisation (ICH) Good Clinical Practice, including the archiving of essential documents.

This document contains trade secrets and confidential commercial information, disclosure of which is prohibited without providing advance notice to AstraZeneca and opportunity to object.

2. SYNOPSIS

Study Centers

Participants were enrolled at 88 study centers in 3 countries (United States of America [USA], Chile, and Peru).

Publications

At the time of writing this report, the following publications have been published:

Maaske et al 2022

Maaske J, et al. *Front Immunol.* 2023 Jan 13;13:1062067. doi: 10.3389/fimmu.2022.1062067.

Sobieszczyk et al 2022

Sobieszczyk ME, et al. *J Clin Invest.* 2022 Sep 15;132(18):e160565. doi: 10.1172/JCI160565.

Falsey et al 2021

Falsey AR, et al. *N Engl J Med.* 2021 Sep 29. doi: 10.1056/NEJMoa2105290.

Objectives and Criteria for Evaluation

This Synopsis reports primary and secondary endpoints from two analyses:

- Primary analysis for AZD1222 compared with placebo, which occurred at a data cut-off (DCO) date of 05 March 2021. Efficacy, immunogenicity, and safety endpoints from primary analysis are reported in this Synopsis.
- Two-year analysis upon study completion. Last participant's last visit occurred 10 February 2023, and final database lock date was 21 March 2023. Safety endpoints from two-year analysis are reported in this Synopsis.

The study objectives and endpoints described in this Synopsis are per the Clinical Study Protocol (CSP) Amendment 7. The study objectives and criteria for evaluation are in Table S1, Table S2, and Table S3; those not reported in this Synopsis are shaded grey.

Table S1 Primary Objectives and Endpoints

Primary objectives	Estimand description ^a /Endpoints
<ul style="list-style-type: none"> To estimate the efficacy of 2 IM doses of AZD1222 compared to saline placebo for the prevention of COVID-19 ^b 	Population: Fully vaccinated analysis set
	Endpoint: A binary response, whereby a participant with negative serostatus at baseline is defined as a COVID-19 case if their first case of SARS-CoV-2 RT-PCR-positive symptomatic illness occurs ≥ 15 days post-second dose of study intervention. Otherwise, a participant is not defined as a COVID-19 case.
	Intercurrent events: For participants who withdraw from the study prior to having met the criteria for the primary efficacy endpoint, absence of data following these participants' withdrawals will be treated as missing (ie, counted as not having met the criteria); participants who withdraw before 15 days post-second dose or who have a case prior to 15 days post-second dose will be excluded from primary endpoint analysis. Participants unblinded to treatment assignment prior to having met the criteria for the primary efficacy endpoint will be censored at the date of unblinding.
	Summary measure: VE, calculated as 1-relative risk. (Relative risk is the incidence in the vaccine group relative to the incidence in the control group.)
<ul style="list-style-type: none"> To assess the safety and tolerability of 2 IM doses of AZD1222 compared to saline placebo 	<ul style="list-style-type: none"> Incidence of AEs for 28 days post each dose of study intervention ^b Incidences of SAEs, MAAEs, and AESIs from Day 1 post-treatment through Day 730
<ul style="list-style-type: none"> To assess the reactogenicity of 2 IM doses of AZD1222 compared to saline placebo (Substudy only) ^c 	<ul style="list-style-type: none"> Incidences of local and systemic solicited AEs for 7 days post each dose of study intervention

^a Estimand is the target of estimation to address the scientific question of interest posed by the primary objective. Attributes of an estimand include the population of interest, the variable (or endpoint) of interest, the specification of how intercurrent events are reflected in the scientific question of interest, and the population-level summary for the variable.

^b Evaluated for the double-blind period (censored at the time of unblinding or non-study COVID-19 vaccination, whichever was earlier) with the data available at DCO for primary analysis, or the DCO for 2-year analysis, as applicable.

^c Substudy: The Substudy was conducted only in the USA. The first participants randomized in each age group in the USA, which included 1500 participants 18 to 55 years of age, 750 participants 56 to 69 years of age, and 750 participants ≥ 70 years of age, also participated in a Substudy assessing the reactogenicity and immunogenicity of AZD1222.

AE = adverse event; AESI = adverse event of special interest; COVID-19 = coronavirus disease 2019; IM = intramuscular; MAAE = medically attended adverse event; RT-PCR = reverse transcriptase polymerase chain reaction; SAE = serious adverse event; SARS-CoV-2 = severe acute respiratory syndrome-coronavirus-2; USA = United States of America; VE = vaccine efficacy.

Table S2 Secondary Objectives and Endpoints

Secondary objectives	Endpoints
<ul style="list-style-type: none"> To estimate the efficacy of 2 IM doses of AZD1222 compared to saline placebo for the prevention of SARS-CoV-2 infection 	<ul style="list-style-type: none"> The incidence of the first post-treatment response (negative at baseline to positive post-treatment with study intervention) for SARS-CoV-2 Nucleocapsid antibodies occurring ≥ 15 days post-second dose of study intervention^{a, b}
<ul style="list-style-type: none"> To estimate the efficacy of 2 IM doses of AZD1222 compared to saline placebo for the prevention of symptomatic COVID-19 using CDC criteria 	<ul style="list-style-type: none"> The incidence of the first case of SARS-CoV-2 RT-PCR-positive symptomatic illness occurring ≥ 15 days post-second dose of study intervention using CDC criteria^{b, c}
<ul style="list-style-type: none"> To estimate the efficacy of 2 IM doses of AZD1222 compared to saline placebo for the prevention of University of Oxford-defined symptomatic COVID-19 	<ul style="list-style-type: none"> The incidence of the first case of SARS-CoV-2 RT-PCR-positive symptomatic illness occurring ≥ 15 days post-second dose of study intervention using University of Oxford-defined symptom criteria^{b, c}
<ul style="list-style-type: none"> To estimate the efficacy of 2 IM doses of AZD1222 compared to saline placebo in the prevention of COVID-19 in all study participants, regardless of evidence of prior SARS-CoV-2 infection 	<ul style="list-style-type: none"> The incidence of the first case of SARS-CoV-2 RT-PCR-positive symptomatic illness occurring ≥ 15 days post-second dose of study intervention, regardless of evidence of prior SARS-CoV-2 infection^{a, b}
<ul style="list-style-type: none"> To estimate the efficacy of 2 IM doses of AZD1222 compared to saline placebo for the prevention of severe or critical symptomatic COVID-19 	<ul style="list-style-type: none"> The incidence of SARS-CoV-2 RT-PCR-positive severe or critical symptomatic illness occurring ≥ 15 days post-second dose of study intervention^{a, b} The incidence of SARS-CoV-2 RT-PCR-positive severe or critical symptomatic illness occurring post-first dose of study intervention^{b, c}
<ul style="list-style-type: none"> To estimate the efficacy of 2 IM doses of AZD1222 compared to saline placebo for the prevention of COVID-19-related emergency department visits 	<ul style="list-style-type: none"> The incidence of COVID-19-related emergency department visits occurring ≥ 15 days post-second dose of study intervention^{a, b}

Secondary objectives	Endpoints
<ul style="list-style-type: none"> To assess antibody responses to AZD1222 S antigen following 2 IM doses of AZD1222 or saline placebo (Substudy and Illness Visits only) ^{b, d, e} 	<ul style="list-style-type: none"> Post-treatment GMTs and GMFRs from day of dosing baseline value to 28 days post each dose in SARS-CoV-2 S, RBD antibodies (MSD serology assay) The proportion of participants who have a post-treatment seroresponse (\geq 4-fold rise in titers from day of dosing baseline value to 28 days post each dose) to the S, RBD antigens of AZD1222 (MSD serology assay)
<ul style="list-style-type: none"> To determine anti-SARS-CoV-2 neutralizing antibody levels in serum following 2 IM doses of AZD1222 or saline placebo (Substudy and Illness Visits only) ^{b, d, e} 	<ul style="list-style-type: none"> Post-treatment GMTs and GMFRs from day of dosing baseline value to 28 days post each dose in SARS-CoV-2 neutralizing antibodies (wild-type assay or pseudoneutralization assay) Proportion of participants who have a post-treatment seroresponse (\geq 4-fold rise in titers from day of dosing baseline value to 28 days post each dose) to AZD1222 as measured by SARS-CoV-2 neutralizing antibodies (wild-type assay or pseudoneutralization assay)
<ul style="list-style-type: none"> To estimate the efficacy of AZD1222 compared to saline placebo for the prevention of COVID-19 following the first dose 	<ul style="list-style-type: none"> The incidence of SARS-CoV-2 RT-PCR-positive symptomatic illness occurring post-first dose of study intervention ^e

^a Key secondary endpoint.

^b Evaluated for the double-blind period (censored at the time of unblinding or non-study COVID-19 vaccination, whichever was earlier) with the data available at DCO for primary analysis, or the DCO for 2-year analysis, as applicable.

^c These endpoints were evaluated through the exploratory objective of assessing the durability of efficacy of 2 IM doses of AZD1222 against symptomatic COVID-19.

^d Substudy: The Substudy was conducted only in the USA. The first participants randomized in each age group in the USA, which included 1500 participants 18 to 55 years of age, 750 participants 56 to 69 years of age, and 750 participants \geq 70 years of age, also participated in a Substudy assessing the reactogenicity and immunogenicity of AZD1222.

^e Illness Visits: Participants who presented with qualifying symptoms were tested for SARS-CoV-2 and, if positive, completed Illness Visits.

CDC = Centers for Disease Control and Prevention; COVID-19 = coronavirus disease 2019; GMFR = geometric mean fold rise; GMT = geometric mean titer; IM = intramuscular; MSD = Meso Scale Discovery; RBD = receptor binding domain; RT-PCR = reverse transcriptase polymerase chain reaction; S = Spike; SARS-CoV-2 = severe acute respiratory syndrome-coronavirus-2; USA = United States of America.

Table S3 Exploratory Objectives and Endpoints

Exploratory objectives	Endpoints
<ul style="list-style-type: none"> To estimate the efficacy of 2 IM doses of AZD1222 compared to saline placebo for the all-cause mortality 	<ul style="list-style-type: none"> The incidence of all-cause mortality from Day 1 through Day 730^a
<ul style="list-style-type: none"> To estimate the efficacy of 2 IM doses of AZD1222 compared to saline placebo for COVID-19-related deaths 	<ul style="list-style-type: none"> The incidence of COVID-19-related deaths occurring from Day 1 through Day 730^a
<ul style="list-style-type: none"> To estimate the efficacy of 2 IM doses of AZD1222 compared to saline placebo for the prevention of COVID-19-related hospitalizations 	<ul style="list-style-type: none"> The incidence of COVID-19-related hospitalizations occurring ≥ 15 days post-second dose of study intervention The incidence of COVID-19-related hospitalizations occurring post-first dose of study intervention
<ul style="list-style-type: none"> To estimate the efficacy of 2 IM doses of AZD1222 compared to saline placebo for the prevention of COVID-19-related ICU admissions 	<ul style="list-style-type: none"> The incidence of COVID-19-related ICU admissions occurring ≥ 15 days post-second dose of study intervention^a The incidence of COVID-19-related ICU admissions occurring post-first dose of study intervention^a
<ul style="list-style-type: none"> To quantify SARS-CoV-2 viral loads in infected participants treated with 2 IM doses of AZD1222 or saline placebo (Illness Visits only)^{b, c} 	<ul style="list-style-type: none"> Viral genome copies in NP swabs collected at Illness Visits as determined by qRT-PCR
<ul style="list-style-type: none"> To characterize sequence variations in SARS-CoV-2 through genotypic analyses in participants treated with 2 IM doses of AZD1222 or saline placebo (Illness Visits only)^{b, c} 	<ul style="list-style-type: none"> Genotypic analysis of SARS-CoV-2 from NP swabs collected on Day 1 Illness Visit^d
<ul style="list-style-type: none"> To quantify duration of viral shedding in symptomatic SARS-CoV-2 infected participants treated with 2 IM doses of AZD1222 or saline placebo (Illness Visits only)^{b, c} 	<ul style="list-style-type: none"> Duration of SARS-CoV-2 shedding in saliva over time
<ul style="list-style-type: none"> To assess the biometric profiles associated with COVID-19 using a biosensor in participants treated with 2 IM doses of AZD1222 or saline placebo (Illness Visits only)^b 	<ul style="list-style-type: none"> Biophysical parameters, including, but not limited to, to serial measurements of skin temperature, heart rate, respiratory rate, blood oxygen saturation, and physical activity, recorded using a biosensor from Illness Visits Day 1 through Day 28
<ul style="list-style-type: none"> To assess symptoms associated with COVID-19 using an e-diary in participants treated with 2 IM doses of AZD1222 or saline placebo (Illness Visits only)^b 	<ul style="list-style-type: none"> Symptoms recorded by participants in an Illness e-diary from Illness Visits Day 2 through Day 28

Exploratory objectives	Endpoints
<ul style="list-style-type: none"> To assess SARS-CoV-2 specific antibodies in an ACE2 competition assay following 2 IM doses of AZD1222 or saline placebo (Illness Visits and Substudy only) ^{b, e} 	<ul style="list-style-type: none"> Post-treatment GMTs and GMFRs from Day 1 baseline value to 28 days post each dose in ACE2 competing antibodies from serum samples Proportion of participants who have a post-treatment seroresponse (\geq 4-fold rise in titers from day of dosing baseline value to 28 days post each dose) in ACE2 competing antibodies
<ul style="list-style-type: none"> To assess B- and T-cell responses following 2 IM doses of AZD1222 or saline placebo (Illness Visits and Substudy only) ^{b, e} 	<ul style="list-style-type: none"> Quantification of (IFN-γ) ELISpot responses to SARS-CoV-2 S protein from day of dosing baseline to 14 days post each dose Intracellular cytokine staining and flow cytometry for B- and T-cell responses from day of dosing baseline to 14 days post each dose
<ul style="list-style-type: none"> To assess SARS-CoV-2 antibodies in nasal secretions following 2 IM doses of AZD1222 or saline placebo (Illness Visits and Substudy only) ^{b, c, e} 	<ul style="list-style-type: none"> Post-treatment GMTs and GMFRs from Day 1 baseline value to 28 days post each dose in SARS-CoV-2 S, RBD, and Nucleocapsid antibodies (MSD serology assay) Proportion of participants who have a post-treatment seroresponse (\geq 4-fold rise in titers from Day 1 baseline value to 28 days post each dose) to SARS-CoV-2 S, RBD, and Nucleocapsid antigens (MSD serology assay)
<ul style="list-style-type: none"> To assess anti-vector responses to the ChAdOx1 adenovirus vector following 2 IM doses of AZD1222 or saline placebo (Substudy only) ^{c, e} 	<ul style="list-style-type: none"> Proportion of participants who have a post-treatment seroresponse (\geq 4-fold rise in titers from Day 1 baseline value to 28 days post each dose) to AZD1222 as measured by ChAdOx1 neutralizing antibodies
<ul style="list-style-type: none"> To assess additional immune responses following 2 IM doses of AZD1222 or saline placebo 	<ul style="list-style-type: none"> Other exploratory assays for humoral and cellular immune responses may be performed based upon emerging safety, efficacy, and immunogenicity data
<ul style="list-style-type: none"> To assess the long-term safety and tolerability of 2 IM doses of AZD1222 ^f 	<ul style="list-style-type: none"> Incidences of SAEs, MAAEs, and AESIs post-first dose of AZD1222 through Day 730
<ul style="list-style-type: none"> To assess the durability of efficacy of 2 IM doses of AZD1222 against symptomatic COVID-19 ^f 	<ul style="list-style-type: none"> The incidence of the first case of SARS-CoV-2 RT-PCR-positive symptomatic illness occurring \geq 15 days post-second dose of AZD1222 through Day 360
<ul style="list-style-type: none"> To assess the durability of efficacy of 2 IM doses of AZD1222 against SARS-CoV-2 infection ^f 	<ul style="list-style-type: none"> The incidence of the first post-treatment response (negative at baseline to positive post-treatment with study intervention) for SARS-CoV-2 Nucleocapsid antibodies occurring \geq 15 days post-second dose of AZD1222 through Day 730

Exploratory objectives	Endpoints
<p>^a These endpoints were evaluated through the exploratory objective of assessing the durability of efficacy of 2 IM doses of AZD1222 against symptomatic COVID-19.</p> <p>^b Illness Visits: Participants who presented with qualifying symptoms were tested for SARS-CoV-2 and, if positive, completed Illness Visits.</p> <p>^c Evaluated for the double-blind period (censored at the time of unblinding or non-study COVID-19 vaccination, whichever was earlier) with the data available at DCO for primary analysis, or the DCO for 2-year analysis, as applicable.</p> <p>^d Genotypic evaluations of SARS-CoV-2 were planned at the Day 1 and Day 14 Illness Visits. Supplemental genotypic evaluation may also have been performed at the Day 21 and Day 28 Illness Visits. Whole genome sequencing data collected from saliva samples were additionally assessed to provide supportive SARS-CoV-2 genotypic analyses.</p> <p>^e Substudy: The Substudy was conducted only in the USA. The first participants randomized in each age group in the USA, which included 1500 participants 18 to 55 years of age, 750 participants 56 to 69 years of age, and 750 participants ≥ 70 years of age, also participated in a Substudy assessing the reactogenicity and immunogenicity of AZD1222.</p> <p>^f Analysis was censored at the time of non-study COVID-19 vaccination.</p>	

Note: Exploratory endpoints shaded grey are not reported in this Synopsis.

ACE2 = angiotensin-converting enzyme 2; AESI = adverse event of special interest; COVID-19 = coronavirus disease 2019; ELISpot = enzyme-linked immunospot; GMFR = geometric mean fold rise; GMT = geometric mean titer; ICU = intensive care unit; IFN- γ = interferon-gamma; IM = intramuscular; MAAE = medically attended adverse event; MSD = Meso Scale Discovery; NP = nasopharyngeal; qRT-PCR = quantitative reverse transcriptase polymerase chain reaction; RBD = receptor binding domain; RT-PCR = reverse transcriptase polymerase chain reaction; S = Spike; SAE = serious adverse event; SARS-CoV-2 = severe acute respiratory syndrome-coronavirus-2; USA = United States of America.

Study Design

Study D8110C00001 was a Phase III, randomized, double-blind, placebo-controlled, multicenter study assessing the efficacy, safety, and immunogenicity of AZD1222 compared with saline placebo for the prevention of coronavirus disease 2019 (COVID-19).

Approximately 30000 participants were randomized in a 2:1 ratio to receive 2 intramuscular (IM) doses of either 5×10^{10} viral particles (vp) (nominal, $\pm 1.5 \times 10^{10}$ vp) AZD1222 (n = approximately 20000) or saline placebo (n = approximately 10000) 4 weeks apart, on Days 1 and 29. Randomization was stratified by age (≥ 18 and < 65 years, and ≥ 65 years), with planned enrollment of at least 25% of participants in the older age stratum.

D8110C00001 was placed on clinical hold on 09 September 2020 due to an event of transverse myelitis reported in the University of Oxford-sponsored study COV002. The Food and Drug Administration (FDA) deemed it was safe to remove the clinical hold on 23 October 2020. The consequence of this hold was that approximately 800 study participants had a dosing interval > 4 weeks.

The first participants randomized in each age group in the USA, including 1500 participants 18 to 55 years of age, 750 participants 56 to 69 years of age, and 750 participants ≥ 70 years of age, also participated in a Substudy assessing the reactogenicity and immunogenicity of

AZD1222. These 3000 participants in the Substudy had additional assessments for pre-defined solicited adverse events for 7 days after each dose of study intervention and for humoral and cellular immune responses. To further investigate cell-mediated immunogenicity, in particular, T helper cell type 1/T helper cell type 2 responses after AZD1222 or saline placebo administration, an immunogenicity cohort of approximately 300 participants was added.

The study design included a 14-day Screening Period and a Treatment and Follow-up Period of up to 730 ± 30 days.

Participants who presented with at least one of the qualifying symptoms listed in Section 4.1 of the CSP through Day 360 were assessed for COVID-19. With the exception of fever, shortness of breath, or difficulty breathing, the symptom had to be present for 2 or more days. Participants with a COVID-19 qualifying symptom(s) were tested for severe acute respiratory syndrome coronavirus-2 (SARS-CoV-2) and, if positive, continued Illness Visit assessments.

Safety was assessed for the duration of the study. Adverse events (AEs) were recorded for 28 days after each dose of study intervention (ie, until Day 29 post-first dose and Day 57 post-second dose); serious AEs (SAEs), medically attended AEs (MAAEs), and AEs of special interest (AESIs) were recorded through last participant contact.

A Protocol Safety Review Team (PSRT) provided support for blinded safety surveillance during the study. Additionally, an independent COVID-19 Vaccine Data and Safety Monitoring Board (DSMB) provided unblinded oversight to ensure safe and ethical conduct of the study. The COVID-19 Vaccine DSMB facilitated the interim analysis for efficacy and had the responsibility of evaluating cumulative safety and other clinical study data at regular intervals and for making appropriate recommendations based on the available data. An independent blinded Neurological AESI Expert Committee was available to review and provide advice to the PSRT and the COVID-19 Vaccine DSMB on request about the diagnosis and causality assessment of selected neurological AESIs occurring in the AZD1222 clinical development program.

Target Population and Sample Size

The study population represented the initial target population for AZD1222 and included male and female adults ≥ 18 years of age who were not immunosuppressed but were at increased risk of SARS-CoV-2 infection due to their locations or circumstances. Inclusion of older adults was based on data from University of Oxford-sponsored studies. The study excluded females who were pregnant or breastfeeding and individuals < 18 years of age.

Approximately 33000 participants were screened such that approximately 30000 participants were randomized in a 2:1 ratio to receive 2 IM doses of either 5×10^{10} vp (nominal, $\pm 1.5 \times 10^{10}$ vp) AZD1222 (the active group, $n =$ approximately 20000) or saline placebo (the control group, $n =$ approximately 10000) 4 weeks apart, on Day 1 and Day 29.

The sample size calculations were based on the primary efficacy endpoint and were derived following a modified Poisson regression approach. The calculations account for an interim and primary analysis, and the timing of these analyses were driven by the number of events observed in the study. A Lan-DeMets alpha-spending function was used to account for multiplicity across the interim and primary analysis, such that the overall Type I error was controlled at 5%. The calculations assumed minimal loss to follow-up as it was anticipated that participants would remain engaged in the study. Participants were followed for the entire duration of the study.

For the primary efficacy analysis, approximately 150 events meeting the primary efficacy endpoint definition were required across the active and placebo groups within the population of participants who were seronegative at baseline to detect a vaccine efficacy (VE) point estimate of 60% with > 90% power. These calculations assumed an observed event rate of approximately 0.8% and were based on a 2-sided test, where the lower bound of the 2-sided 95.10% confidence interval (CI) for the VE point estimate was required to be greater than 30%, with an observed point estimate of at least 50%.

Investigational Product and Comparator: Dosage and Mode of Administration

Participants confirmed to be eligible were randomized 2:1 to either AZD1222 (also known as ChAdOx1 nCoV-19, COVID-19 Vaccine AstraZeneca, and Vaxzevria) ($\geq 0.7 \times 10^{11}$ vp/mL unit dose strength and 5×10^{10} vp dosage level) or saline placebo, and received 2 IM doses.

Duration of Treatment

This study consisted of a Treatment and Follow-up period of up to 730 ± 30 days. Two doses were administered 4 weeks apart, on Days 1 and 29.

Statistical Methods

The primary efficacy endpoint and 4 key secondary endpoints were to be assessed at 2 time points during the study, giving an interim analysis and a primary analysis. The pre-planned interim analysis was included to support early assessment of efficacy prior to reaching the 150 events required for the primary analysis.

A Lan-DeMets alpha spending function was used to account for multiplicity of the primary endpoint across the 2 time points. Given that statistical significance was achieved at the interim analysis, the primary analysis presented estimates with nominal 2-sided 95% CI, and statistical significance was achieved if the 2-sided CI was > 30%. At the primary analysis, the success criterion for the study was nominally statistically significant, with an observed VE point estimate of at least 50%. If the primary endpoint achieved statistical significance at the 5% level at the primary analysis, a hierarchical approach was used to control for multiplicity

of the primary and key secondary efficacy endpoints. That is, the null hypotheses (H_0) for these efficacy endpoints were tested in a hierarchical order, and the subsequent H_0 was tested at a nominal significance level of 5% (2-sided) at the primary analysis, only if the prior H_0 was rejected.

A formal assessment of the key secondary efficacy endpoints at the primary analysis was only conducted if the statistical significance of the primary efficacy endpoint was demonstrated at nominal 2-sided alpha of 5% at the primary analysis. Therefore, no further multiplicity adjustment was necessary.

This study was conducted by multiple investigators at multiple centers internationally. Data from all centers were pooled together in the analyses, without an analysis of homogeneity of the results across centers.

Primary Efficacy Endpoint: Primary Analysis

COVID-19-related endpoints, including the primary endpoint, were based on case adjudication.

The primary efficacy analysis of the primary endpoint was performed on the fully vaccinated analysis set (FVS). For participants who withdrew from the study prior to having met the criteria for the primary efficacy endpoint, absence of data following these participants' withdrawals (or loss to follow-up, death not caused by SARS-CoV-2) was treated as missing. Participant follow-up time was censored at the time of unblinding or non-study COVID-19 vaccine administration, whichever occurred first. A Poisson regression model with robust variance adjusting for follow-up time was used as the primary efficacy analysis model to estimate the relative risk (RR) on the incidence of SARS-CoV-2 reverse transcriptase polymerase chain reaction (RT-PCR)-positive symptomatic illness occurring ≥ 15 days post-second dose of study intervention between the AZD1222 and the placebo groups. The model contained the terms of study arm and age group at the time of informed consent (ie, ≥ 18 to < 65 years, and ≥ 65 years) as covariates.

VE, which was the incidence in the vaccine group relative to the incidence in the control group expressed as a percentage, was calculated as a relative risk reduction (RRR) = $1 - RR$. RRR and its corresponding 2-sided 95% CI was estimated from the Poisson regression model with robust variance. In addition, the 2-sided p-value testing H_0 that the VE was equal to 30% was obtained from the model. Statistical significance was achieved if the 95% CI for VE was $> 30\%$. The success criterion for the study is nominal statistical significance with an observed VE point estimate of at least 50%. The primary analysis was repeated on the per-protocol analysis set (PPS) as a supplementary analysis, using the same H_0 that the VE is equal to 30%.

As a sensitivity analysis to the handling of missing data in the analysis of the primary efficacy endpoint, the primary analysis of the primary efficacy endpoint was repeated with multiple imputation for intercurrent events, without using log follow-up time as offset.

To support the primary analysis, a Cox Proportional Hazards (PH) model using the same covariates as for the primary analyses as well as Kaplan-Meier curves was presented for the active and control groups based on observed events, showing the cumulative incidence of the first case of SARS-CoV-2 RT-PCR-positive symptomatic illness occurring ≥ 15 days post-second dose of study intervention. Additionally, the primary analysis was repeated, excluding participants with out-of-window vaccination due to the clinical hold, and without censoring at study unblinding or authorized COVID-19 vaccine administration.

For subgroup analyses, the FVS was used, except for the subgroup analysis for serostatus at baseline, which used the FVS regardless of baseline serostatus. Treatment by subgroup interaction was tested using the Poisson regression with robust variance model adjusting for follow-up time with the terms of treatment, age group, subgroup, and treatment-by-subgroup interaction.

Safety Objectives: Primary Analysis

All safety summaries were presented by study arm based on the safety analysis set (SAF). There were no statistical comparisons between the study arms for safety data.

Safety Objectives: Two-year Analysis

In the safety analyses, data were summarized up to study end.

For participants who received a non-study COVID-19 vaccine, the administration was treated as an intercurrent event. Therefore, safety data were summarized separately before and after the first non-study COVID-19 vaccination.

The exposure period prior to non-study COVID-19 vaccination was calculated from the time of first dose of study intervention up to study end or first non-study COVID-19 vaccine administration, whichever was earlier. The period after a non-study COVID-19 vaccination was calculated from the time of first non-study COVID-19 vaccination up to study end. Follow-up time was summarized for the 2-year period and repeated with censoring at receipt of a non-study COVID-19 vaccine.

Summaries of SAEs, MAAEs, and AESIs included exposure-adjusted rates to account for differences between treatment groups in duration of follow-up. Summaries of SAEs, MAAEs, AESIs, and fatal AEs were repeated by age group (≥ 18 to < 65 years and ≥ 65 years).

Study Population

Primary Analysis

As of the cut-off date of 05 March 2021, 32379 participants had been randomized and received at least one dose of study intervention (ie, included in the all participants analysis set) (21583 in the AZD1222 group; 10796 in the placebo group). A total of 30720 participants (94.7%) had received 2 doses of study intervention, with 20769 participants receiving AZD1222. Nearly all (96.7%) participants were ongoing in the study at the time of DCO date (21090 [97.5%] AZD1222; 10305 [95.3%] placebo). The percentage of participants who had discontinued from the study was 3.3%, and the most common reasons were withdrawal by participant (362 participants [66.4% of those who discontinued] AZD1222; 408 participants [79.8% of those who discontinued] placebo) and loss to follow-up (157 participants [28.8% of those who discontinued] AZD1222; 86 participants [16.8% of those who discontinued] placebo).

The demographic characteristics in the FVS were generally similar among participants who received AZD1222 and placebo. The mean age of participants was 49.9 years and the majority (79.0%) of the participants were aged 18 to 64 years, with 21.0% of participants aged ≥ 65 years. Overall, 56.3% were male, 79.2% were White, 23.3% were Hispanic or Latino, 87.3% were in the USA, and the mean body mass index (BMI) was 28.7 kg/m². At least one protocol-defined high-risk condition for severe COVID-19 was present in 59.1% of participants. For the SAF, 95.4% and 2.8% of total participants were seronegative or seropositive, respectively, at baseline, with similar proportions between study intervention groups.

The characteristics of pre-defined comorbidities based on presence or absence of Centers for Disease Control and Prevention (CDC) risk factors for severe COVID-19 disease were generally similar among participants who received AZD1222 and placebo. The presence of these pre-defined risk factors was assessed at screening. Overall, 59.1% of participants had at least one comorbidity, and the proportion of participants with comorbidities in each treatment group was similar. The most common comorbidities were obesity, high blood pressure, a history of smoking, and asthma.

The median dosing interval was 29.0 days for both study intervention groups using the overall SAF and when limited to those participants who were randomized after removal of the clinical hold. Of note, a small percentage of participants (< 2.5%) received study intervention outside of the dosing interval; the maximum dosing interval due to the clinical hold was 148 days (approximately 21 weeks) for the AZD1222 group and 154 days (22 weeks) for the placebo group. Using the FVS, the median dosing interval was 29.0 days for both study intervention groups, and the majority of participants in the AZD1222 and placebo groups received their

second dose within the CSP allowable window of ≥ 26 days to ≤ 36 days (95.7% and 95.3% of participants, respectively).

Two-year Analysis

Most participants in both treatment groups (16099 participants [74.4%] AZD1222; 7213 participants [66.7%] placebo) completed the study through 2 years. The difference in final disposition between treatment groups is likely related to different rates of receiving non-study COVID-19 vaccines (67.9% AZD1222, 84.1% placebo). In the overall 2-year period, placebo participants were more likely to be unblinded and discontinue the study (19.0% AZD1222; 25.7% placebo) as well as more likely to receive a non-study COVID-19 vaccine and discontinue the study (7.6% AZD1222; 20.0% placebo).

Of those who discontinued the study after second dose, the most common reasons for study discontinuation were withdrawn consent and loss to follow-up.

By the end of the study, most participants in both treatment groups had received a non-study COVID-19 booster vaccination (14665 participants [67.8%] AZD1222; 6109 participants [56.5%] placebo), with the majority received after Day 180.

Overall, in the immunogenicity analysis set (IAS):

- The mean age was 50.2 years and most of the participants were aged ≥ 18 to < 65 years (77.7%), with 18.0% of participants aged ≥ 65 to < 75 years and 4.4% aged ≥ 75 years.
- 55.6% of participants were male, 79.0% were White, 22.3% were Hispanic or Latino, 88.7% were in the USA, and the mean BMI was 28.65 kg/m².
- 30967 participants (95.9%) were seronegative at baseline and 909 participants (2.8%) were seropositive; most remaining participants had either missing serostatus (0.2%) or the assessment was not performed (1.1%).

Demographics and baseline characteristics were generally similar among participants who received AZD1222 and placebo, similar across analysis sets, and similar across DCOs.

A small number of participants randomized prior to a clinical hold in September 2020 had a longer median dosing interval (60.0 days AZD1222; 59.0 days placebo) compared to those randomized after the clinical hold (29.0 days AZD1222; 29.0 days placebo). This did not affect the overall median dosing interval, which was 29.0 days for both study intervention groups using the SAF.

Summary of Efficacy Results

Primary Analysis

Duration of Follow-up

As of the DCO date of 05 March 2021, regardless of unblinding events, the median durations of follow-up in the full analysis set (FAS) from the second dose in both the AZD1222 group and placebo group were approximately 60 days; and the median duration of follow-up from first dose was approximately 90 days.

Primary Efficacy Endpoint

In the primary efficacy analysis using 203 adjudicated cases, AZD1222 showed a VE estimate of 74.0% against SARS-CoV-2 RT-PCR-positive symptomatic illness, with a lower bound of the 95.0% CI of 65.34% and a 2-sided nominal p-value of < 0.001 for testing $H_0: VE = 30\%$, which met the pre-specified success criterion.

Using the FVS, the primary endpoint result was robust to different imputation approaches for missing data and still met the pre-specified success criterion, including imputation using the higher placebo event rate.

VE estimates across subgroups based on age, gender, ethnicity, BMI, and presence of pre-defined comorbidities were consistent with the VE estimate for the overall population.

Secondary Efficacy Endpoints

All of the 4 key secondary endpoints were statistically significant using the hierarchical fixed sequence testing method and were analyzed for events ≥ 15 days post-second dose:

- Incidence of SARS-CoV-2 RT-PCR-positive symptomatic illness regardless of evidence of prior SARS-CoV-2 infection (VE estimate [95% CI] of 73.7% [65.13, 80.13]).
- Incidence of SARS-CoV-2 RT-PCR-positive severe or critical symptomatic illness (VE estimate [95% CI] of 100.0% [71.62, NE] due to no cases in the AZD1222 group).
- Incidence of COVID-19-related emergency department visits (VE estimate [95% CI] of 94.8% [58.98, 99.34]).
- Incidence of the first post-treatment response for SARS-CoV-2 Nucleocapsid antibodies regardless of symptoms (VE estimate [95% CI] of 64.3% [56.05, 71.03]).
(Note: confirmatory change to positive PCR was not required, only seroconversion.)

Evaluation of efficacy using the CDC or University of Oxford-defined criteria resulted in consistent conclusions relative to the primary efficacy analysis (VE estimates [95% CI] of 69.7% [60.68, 76.57] and 70.7% [61.62, 77.64], respectively).

Efficacy following first dose demonstrated a VE estimate (95% CI) of 54.5% (46.48, 61.26) against symptomatic illness and a VE estimate (95% CI) of 85.0% (58.97, 94.50) against severe or critical illness.

Summary of Immunogenicity Results

Primary Analysis

Overall, AZD1222 generated a strong humoral response, including when stratified by age, race, and ethnicity.

Spike (S)-binding and receptor binding domain (RBD)-binding antibodies peaked at 14 days post-second dose of AZD1222 (geometric mean titers [GMTs] of 24224.11 AU/mL and 29487.39 AU/mL, respectively) and were maintained above the levels achieved by the first dose through at least Day 90.

Pseudoneutralizing antibody responses were elevated above baseline at 14 days post-first dose of AZD1222 (GMT = 41.37 AU/mL) with responses peaking at 28 days post-second dose (GMT = 245.56 AU/mL).

Summary of Safety Results

Primary Analysis

Overall, vaccination with AZD1222 was well tolerated. As of the DCO date of 05 March 2021, 99.8% of participants (32379 out of 32451 randomized participants) were included in the SAF based on actual study intervention received; 21587 participants received AZD1222 and 10792 participants received placebo.

In the SAF, the proportion of participants at risk was balanced for all durations of follow-up, with > 90% of participants having had at least 60 days of follow-up post-first dose. Participants in the AZD1222 group in the SAF had a median duration of follow-up post-second dose of 61.0 days and participants had a median duration of follow-up post-first dose of 92.0 days, regardless of unblinding events; the duration of follow-up was similar for the placebo group.

Solicited Adverse Events (Substudy)

Solicited AEs were local or systemic pre-defined events for assessment of reactogenicity. Solicited AEs were collected in a solicited AE e-diary only for participants in the Substudy and were assessed separately from the (unsolicited) AEs collected during the study. In the SAF, a total of 1956 participants in the AZD1222 group and 981 participants in the placebo group were evaluated for solicited AEs within 7 days after any dose. Within the first 7 days following any dose with AZD1222, solicited local and systemic AEs were reported by 74.1% and 71.6% of participants, respectively. In the placebo group, solicited local and

systemic AEs were reported by 24.4% and 53.0% of participants, respectively. Most of the solicited local and systemic AEs following vaccination with AZD1222 were mild (Grade 1) or moderate (Grade 2) in severity. In the AZD1222 group, solicited local and systemic AEs were reported less frequently within 7 days post-second dose (53.4% of participants and 47.3% of participants, respectively) than post-first dose (68.3% of participants and 64.7% of participants, respectively).

Unsolicited Adverse Events

Unsolicited AEs were consistent with AEs commonly observed following vaccination. In the SAF, 40.6% of participants in the AZD1222 group and 29.7% of participants in the placebo group reported an unsolicited AE within 28 days after any dose. In the AZD1222 group, there were 26.6% of participants with an unsolicited AE within 28 days of the first dose and 24.4% of participants within 28 days of the second dose. The most frequently reported unsolicited AEs in the AZD1222 group were pain, headache, injection site pain, fatigue, and body temperature increased, all of which were reported at a higher frequency in the AZD1222 group compared with the placebo group. The majority of unsolicited events were mild to moderate in severity. Related unsolicited AEs, as determined by the investigator, were reported in 28.9% of participants in the AZD1222 group and 14.1% of participants in the placebo group following any dose. Related AEs were most commonly mild or moderate in severity.

Overall, 14 participants reported SAEs with a fatal outcome during the blinded study period (as of the primary analysis DCO), including 7 participants in the AZD1222 group (7 events reported) and 7 participants in the placebo group (9 events reported). None of the fatal events in either the AZD1222 or placebo groups were considered related to study intervention by the investigator. Overall, 7.5% of participants in the AZD1222 group and 7.6% of participants in the placebo group reported an MAAE. Overall, < 1% of participants reported an SAE (0.6% AZD1222; 0.7% placebo). Only 1 participant in the AZD1222 group and 2 participants in the placebo group reported SAEs that were considered related to study intervention, as determined by the investigator. There were no clinically meaningful imbalances in the incidence of SAEs or MAAEs by system organ class (SOC) or preferred term (PT) between the AZD1222 and placebo groups. The incidence of study discontinuation due to an AE was low; a total of < 0.1% of participants each in the AZD1222 and placebo groups discontinued the study due to AEs within 28 days following any dose.

The incidence of AESI was low (2.4% of participants in the AZD1222 group and 3.9% of participants in the placebo group). There were no clinically meaningful imbalances in the incidence of AESIs by AESI category or PT. In the “Neurologic” category, the proportions of participants who reported neurological AESIs were similar between the AZD1222 (0.5%) and placebo (0.4%) groups. In the “Potential Immune-Mediated Conditions” (PIMC) category, the proportion of participants who reported PIMC AESIs was lower in the AZD1222 group

(1.8%) compared with the placebo group (3.4%). In the “Vascular” category, few events were reported (0.1% AZD1222; < 0.1% placebo); no imbalance was observed in this AESI category. In the “Hematologic” category, thrombocytopenia was reported in < 0.1% in the AZD1222 group, and immune thrombocytopenia was reported in < 0.1% in the placebo group. None of these participants reported a concurrent thromboembolic event.

Two-year Analysis

Extent of Exposure

With censoring at non-study COVID-19 vaccination, AZD1222 participants had a median duration of follow-up post-second dose of 304.0 days (range: 1 to 820 days) and a median duration of follow-up post-first dose of 328.0 days (range: 1 to 848 days). Of the AZD1222 participants at risk, 17.2% had approximately 2 years of follow-up post-first dose (up to Day 720). Duration of follow-up for AZD1222 participants was similar in the FAS and FVS.

Duration of follow-up for placebo participants was impacted by the receipt of a non-study COVID-19 vaccination. When censored at non-study COVID-19 vaccination, the placebo group had much shorter median durations of follow-up than AZD1222 participants: post-second dose was 75.0 days (range: 1 to 754 days) and post-first dose was 100.0 days (range: 1 to 789 days). Of the placebo participants at risk, only 3.1% had approximately 2 years of follow-up post-first dose (up to Day 720). The same trend of shortened follow-up for placebo participants was observed in the FAS and FVS. These differences limited meaningful comparisons for duration of follow-up time and participants at risk between the AZD1222 and placebo groups after Day 30.

Overall Safety Summary

Overall, vaccination with AZD1222 remained well tolerated up to 2 years post-administration. Results at the 2-year analysis were generally consistent with safety findings reported previously. No new or emerging safety issues were identified.

When censored at non-study COVID-19 vaccination, placebo participants had much shorter median duration of follow-up post-first dose than the AZD1222 participants, which precluded direct comparison of long-term safety endpoints between treatment groups.

By study end, the majority of SAEs, MAAEs, and AESIs had occurred in the period after non-study COVID-19 vaccination; this was as expected, since most participants in both treatment groups elected to receive a non-study COVID-19 vaccination (14698 participants [67.9%] AZD1222; 9101 participants [84.1%] placebo).

None of the fatal events in either treatment group were considered related to study intervention by the investigator. There were no clinically meaningful findings in SAEs or MAAEs by SOC or PT in the AZD1222 group. COVID-19 accounted for the majority of all

AESIs in both treatment groups, prior to and after non-study COVID-19 vaccination. The majority of AESIs were mild or moderate in severity. For all AESI categories, the exposure-adjusted rate for AEs prior to non-study COVID-19 vaccination was generally consistent with the overall reporting period for participants in the AZD1222 group.

The safety profile of AZD1222 was generally similar in older adults ≥ 65 years compared with younger adults 18 to 64 years. A review of the pregnancy cases did not raise any safety concerns.

Quantitative Safety Summary: AZD1222 Group

Prior to non-study COVID-19 vaccination:

- AEs with a fatal outcome were reported in 42 participants (0.2%, < 0.01 /patient-year). None of the fatal AEs were considered related to AZD1222 by the investigator.
- AEs leading to study discontinuation were reported in 43 participants (0.2%, < 0.01 /patient-year). No participants had related AEs leading to study discontinuation.
- SAEs occurred in 2.9% of participants (621 participants; 0.03/patient-year). Related SAEs were reported in $< 0.1\%$ of participants (7 participants).
- MAAEs occurred in 22.0% of participants (4750 participants; 0.23/patient-year). Related MAAEs were reported in 0.5% of participants (107 participants).
- AESIs occurred in 11.7% of participants (2516 participants; 0.12/patient-year). Related AESIs were reported in 0.3% of participants (68 participants).

Quantitative Safety Summary: Placebo Group

Prior to non-study COVID-19 vaccination:

- AEs with a fatal outcome were reported in 14 participants (0.1%, < 0.01 /patient-year). None of the fatal AEs were considered related to study intervention by the investigator.
- AEs leading to study discontinuation were reported in 14 participants (0.1%, < 0.01 /patient-year). No participants had related AEs leading to study discontinuation.
- SAEs were reported in 1.3% of participants (136 participants; 0.03/patient-year). A related SAE was reported in 1 participant.
- MAAEs occurred in 11.6% of participants (1256 participants; 0.32/patient-year). Related MAAEs occurred in 0.3% of participants (31 participants).
- AESIs occurred in 5.5% of participants (591 participants; 0.15/patient-year). Related AESIs occurred in 0.3% of participants (27 participants).

Conclusions

Primary Analysis

- As of the DCO date of 05 March 2021, when administered as 2 IM doses of 5×10^{10} vp at an interval of approximately 4 weeks, the AZD1222 vaccine demonstrated a high degree

of efficacy compared with saline placebo for the prevention of COVID-19 and SARS-CoV-2 infection.

- In the primary efficacy analysis with 203 adjudicated cases, AZD1222 showed a VE estimate of 74.0% against SARS-CoV-2 RT-PCR-positive symptomatic illness.
- VE estimates across subgroups based on age, gender, ethnicity, BMI, and presence of pre-defined comorbidities were consistent with the VE estimate for the overall population.
- Overall, AZD1222 generated a strong humoral response, including when stratified by age, race, and ethnicity.
- The AZD1222 vaccine had an acceptable safety profile and was well tolerated in healthy adult participants, as well as in high-risk adult populations of older adults and adults with comorbidities, who have an increased risk of death and severe disease associated with COVID-19.
 - Unsolicited AEs were consistent with AEs commonly observed following vaccination. The majority of solicited (local and systemic) AEs and unsolicited AEs following vaccination with AZD1222 were mild or moderate in severity and completely resolved within 2 to 3 days. Reactogenicity, as evaluated by the incidence of solicited AEs for 7 days after each dose, was lower following the second dose.
 - The incidences of SAEs and AESIs were low, and there were no clinically meaningful imbalances in the incidence of AESIs between the AZD1222 and placebo groups.

Two-year Analysis

- Overall, the AZD1222 vaccine has an acceptable safety profile up to 2 years post-dose and remains well tolerated in healthy adults, as well as in the high-risk population of older adults. Direct comparison between treatment groups was not possible due to much shorter follow-up in the placebo group; however, long-term safety results are generally consistent with those reported previously and with the overall safety profile, with no new or emerging safety issues identified.

Clinical Study Report Appendix 16.1.1

Drug Substance AZD1222

Study Code D8110C00001

Appendix 16.1.1
Protocol and Protocol Amendments

VERSION OF PROTOCOL OR PROTOCOL AMENDMENT

Global Document Name	Version No	Version Date
First final version of the protocol prior to any amendments	1.0	15 July 2020
Amended protocol	Amendment 1	10 August 2020
Amended protocol	Amendment 2	17 September 2020
Amended protocol – Chile and Peru only	Amendment Region 1 (CHL, PER)-1	13 October 2020
Amended protocol	Amendment 3	26 October 2020
Amended protocol	Amendment 4	14 December 2020
Amended protocol*	Amendment 5	18 January 2021
Amended protocol	Amendment 6	19 February 2021
Amended protocol	Amendment 7	29 March 2021

*Amendment 5 was never implemented and/or approved. Therefore, the amendment was deemed obsolete.

Clinical Study Protocol	
Study Intervention	AZD1222
Study Code	D8110C00001
Version	1.0
Date	15 July 2020

TITLE PAGE

**A Phase III Randomized, Double-blind, Placebo-controlled
Multicenter Study in Adults to Determine the Safety, Efficacy, and
Immunogenicity of AZD1222, a Non-replicating ChAdOx1 Vector
Vaccine, for the Prevention of COVID-19**

Sponsor Name: AstraZeneca AB

Legal Registered Address: 151 85 Södertälje, Sweden

Regulatory Agency Identifier Number(s): IND number 23522

This Clinical Study Protocol has been subject to a peer review according to AstraZeneca Standard procedures. The Clinical Study Protocol is publicly registered and the results are disclosed and/or published according to the AstraZeneca Global Policy on Bioethics and in compliance with prevailing laws and regulations.

Protocol Number: D8110C00001

Amendment Number: Not applicable

Study Intervention: AZD1222

Study Phase: III

Short Title: Phase III Double-blind, Placebo-controlled Study of AZD1222 for the Prevention of COVID-19 in Adults

Study Physician Name and Contact Information will be provided separately

USA Coordinating Investigators: Ann Falsey, MD
University of Rochester School of Medicine
Rochester, NY

Magda Sobieszczyk, MD
Columbia University
New York, NY

TABLE OF CONTENTS

TITLE PAGE.....	1
TABLE OF CONTENTS.....	3
1 PROTOCOL SUMMARY	7
1.1 Synopsis	7
1.2 Schema	12
1.3 Schedule of Activities.....	13
2 INTRODUCTION	20
2.1 Study Rationale	20
2.2 Background	20
2.3 Benefit/Risk Assessment.....	22
2.3.1 Risk Assessment.....	22
2.3.2 Benefit Assessment.....	23
2.3.3 Overall Benefit: Risk Conclusion.....	23
3 OBJECTIVES AND ENDPOINTS.....	24
4 STUDY DESIGN	27
4.1 Overall Design.....	27
4.2 Scientific Rationale for Study Design	29
4.2.1 Rationale for Study Design and Participant Population	29
4.2.2 Rationale for Study Endpoints	30
4.3 Justification for Dose.....	30
4.4 End of Study Definition	31
5 STUDY POPULATION.....	31
5.1 Inclusion Criteria	31
5.2 Exclusion Criteria	33
5.3 Lifestyle Considerations	35
5.4 Screen Failures	35
6 STUDY INTERVENTION.....	35
6.1 Study Interventions Administered.....	36
6.1.1 Investigational Products.....	36
6.1.2 Dosing Instructions.....	36
6.2 Preparation/Handling/Storage/Accountability	37
6.2.1 Dose Preparation and Administration.....	37
6.2.1.1 AZD1222.....	37
6.2.1.2 Placebo	38
6.3 Measures to Minimize Bias: Randomization and Blinding.....	38
6.3.1 Randomization.....	38
6.3.2 Blinding.....	38
6.3.3 Procedures for Unblinding	39

6.4	Study Intervention Compliance.....	39
6.5	Concomitant Therapy.....	39
6.5.1	Permitted Concomitant Medications	39
6.5.2	Prohibited Concomitant Medications	40
6.6	Dose Modification	40
6.7	Intervention After the End of the Study.....	40
7	DISCONTINUATION OF STUDY INTERVENTION AND PARTICIPANT DISCONTINUATION/WITHDRAWAL.....	40
7.1	Discontinuation of Study Intervention.....	40
7.1.1	Study Suspension or Termination.....	41
7.2	Participant Withdrawal from the Study	41
7.3	Lost to Follow up.....	42
8	STUDY ASSESSMENTS AND PROCEDURES	42
8.1	Efficacy Assessments.....	43
8.1.1	Monitoring COVID-19 Symptoms	43
8.1.2	Illness Visits	44
8.1.2.1	SARS-CoV-2 Testing and Other Virology Assessments.....	44
8.1.2.2	Digital Health Device	44
8.1.2.3	Illness e-Diary	45
8.1.3	Severe COVID-19	45
8.1.4	Medical Notes Review	46
8.1.5	Monitoring for Asymptomatic Infection.....	46
8.2	Safety Assessments.....	46
8.2.1	Physical Examinations	46
8.2.2	Vital Signs	47
8.2.3	Clinical Laboratory Assessments	47
8.3	Adverse Events and Serious Adverse Events.....	47
8.3.1	Time Period and Frequency for Collecting AE and SAE Information.....	48
8.3.2	Follow-up of AEs and SAEs	48
8.3.3	Causality Collection.....	49
8.3.4	Adverse Events Based on Signs and Symptoms	49
8.3.5	Adverse Events Based on Examinations and Tests	50
8.3.6	Hy’s Law	50
8.3.7	Solicited Adverse Events (Only for Substudy)	50
8.3.8	Medically Attended Adverse Events	51
8.3.9	Adverse Events of Special Interest.....	52
8.3.10	Reporting of Serious Adverse Events.....	52
8.3.11	Pregnancy.....	53
8.3.11.1	Maternal Exposure.....	53
8.3.12	Medication Error.....	54
8.3.13	Medical Device Deficiencies.....	54
8.4	Overdose	54
8.5	Human Biological Samples.....	55

8.5.1	Pharmacokinetics	55
8.5.2	Immunogenicity Assessments	55
8.5.2.1	SARS-CoV-2 Serology Assessments	56
8.5.2.2	SARS-CoV-2 Neutralizing Antibody Assessments	56
8.5.2.3	Assessment of Mucosal Responses	56
8.5.2.4	Assessment of Cell-mediated Immune Responses	56
8.5.2.5	Additional Serum Immunogenicity	57
8.5.3	Pharmacodynamics	57
8.6	Human Biological Sample Biomarkers	57
8.6.1	Collection of Mandatory Samples for Biomarker Analysis	57
8.6.1.1	Virologic Assessments	57
8.6.1.2	Assessment of Viral Shedding	58
8.6.2	Other Study-related Biomarker Research	58
8.7	Optional Genomics Initiative Sample	58
8.8	Medical Resource Utilization and Health Economics	58
9	STATISTICAL CONSIDERATIONS	58
9.1	Statistical Hypotheses	58
9.2	Sample Size Determination	59
9.3	POPULATIONS FOR ANALYSES	60
9.4	Statistical Analyses	61
9.4.1	General Considerations	61
9.4.2	Efficacy	62
9.4.2.1	Primary Endpoint	62
9.4.2.2	Secondary Endpoints	63
9.4.2.3	Exploratory Endpoints	65
9.4.3	Safety	65
9.4.3.1	Primary Endpoints	65
9.4.3.2	Other Safety Endpoints	66
9.4.4	Methods for Multiplicity Control	66
9.4.5	Sensitivity Analyses	66
9.4.6	Subgroup Analyses	66
9.5	Interim Analyses	66
9.6	Data Safety Monitoring Committee	67
10	SUPPORTING DOCUMENTATION AND OPERATIONAL CONSIDERATIONS	67
11	REFERENCES	91

LIST OF FIGURES

Figure 1	Study Design	12
----------	--------------------	----

LIST OF TABLES

Table 1	Schedule of Activities: Screening Period	13
Table 2	Schedule of Activities: Treatment and Follow-up Period – Main Study (Excluding Substudy Participants)	14
Table 3	Schedule of Activities: Treatment and Follow-up Period – Substudy	16
Table 4	Schedule of Activities: Illness Visits (Participants with Qualifying Clinical Symptoms)	18
Table 5	Objectives and Endpoints.....	24
Table 6	Highly Effective Methods of Contraception	33
Table 7	Investigational Products.....	36
Table 8	List of Predefined Solicited Adverse Events for Reactogenicity Assessment	51
Table 9	Populations for Analysis	60
Table 10	Tables for Clinical Abnormalities: Local Reactions to Injectable Product	84
Table 11	Tables for Clinical Abnormalities: Vital Signs	85
Table 12	Tables for Clinical Abnormalities: Systemic (General or Illness)	86

LIST OF APPENDICES

Appendix A	Regulatory, Ethical, and Study Oversight Considerations.....	68
Appendix B	Adverse Events: Definitions and Procedures for Recording, Evaluating, Follow-up, and Reporting	74
Appendix C	Handling of Human Biological Samples	78
Appendix D	Optional Genomics Initiative Sample.....	80
Appendix E	Toxicity Grading Scales for Solicited Adverse Events	83
Appendix F	Adverse Events of Special Interest.....	87
Appendix G	Abbreviations	89

1 PROTOCOL SUMMARY

1.1 Synopsis

Protocol Title: A Phase III Randomized, Double-blind, Placebo-controlled Multicenter Study in Adults to Determine the Safety, Efficacy, and Immunogenicity of AZD1222, a Non-replicating ChAdOx1 Vector Vaccine, for the Prevention of COVID-19

Short Title: Phase III Double-blind, Placebo-controlled Study of AZD1222 for the Prevention of COVID-19 in Adults

Rationale: The aim of the study is to assess the safety, efficacy, and immunogenicity of AZD1222 for the prevention of COVID-19. The COVID-19 pandemic has caused major disruption to healthcare systems with significant socioeconomic impacts. Currently, there are no specific treatments available against COVID-19 and accelerated vaccine development is urgently needed. A safe and effective vaccine for COVID-19 prevention would have significant public health impact.

Objectives and Endpoints

Objective ^a	Estimand ^b Description/Endpoint
PRIMARY	
1 To estimate the efficacy of 2 IM doses of AZD1222 compared to placebo for the prevention of COVID-19 in adults ≥ 18 years of age	Population: Full analysis set, excluding participants who are seropositive at baseline.
	Endpoint: A binary response, whereby a participant is defined as a COVID-19 case if their first case of SARS-CoV-2 RT-PCR-positive symptomatic illness occurs ≥ 15 days post second dose of study intervention. Otherwise, a participant is not defined as a COVID-19 case.
	Intercurrent events: For participants who withdraw from the study prior to having met the criteria for the primary efficacy endpoint, absence of data following these participants' withdrawal will be treated as missing.
	Summary measure: VE, calculated as 1-relative risk. (Relative risk is the incidence of infection in the vaccine group relative to the incidence of infection in the control group.)
2 To assess the safety and tolerability of 2 IM doses of AZD1222 compared to placebo in adults ≥ 18 years of age	a) Incidence of AEs for 28 days post each dose of study intervention
	b) Incidence of SAEs, MAAEs, and AESIs from Day 1 post treatment through Day 730
3 To assess the reactogenicity of 2 IM doses of AZD1222 compared to placebo in adults ≥ 18 years of age (Substudy only)	Incidence of local and systemic solicited AEs for 7 days post each dose of study intervention

Objective ^a	Estimand ^b Description/Endpoint
SECONDARY	
1 To estimate the efficacy of 2 IM doses of AZD1222 compared to placebo for the prevention of SARS-CoV-2 asymptomatic infection	Proportion of participants positive for SARS-CoV-2 Nucleocapsid antibodies over time
2 To estimate the efficacy of 2 IM doses of AZD1222 compared to placebo for the prevention of symptomatic COVID-19 using CDC criteria	The incidence of the first case of SARS-CoV-2 RT-PCR-positive symptomatic illness occurring ≥ 15 days post second dose of study intervention using CDC criteria
3 To estimate the efficacy of 2 IM doses of AZD1222 compared to placebo for the prevention of University of Oxford-defined symptomatic COVID-19	The incidence of the first case of SARS-CoV-2 RT-PCR-positive symptomatic illness occurring ≥ 15 days post second dose of study intervention using University of Oxford-defined symptom criteria
4 To estimate the efficacy of 2 IM doses of AZD1222 compared to placebo for the prevention of severe or critical symptomatic COVID-19	The incidence of SARS-CoV-2 RT-PCR-positive severe or critical symptomatic illness occurring ≥ 15 days post second dose of study intervention
5 To estimate the efficacy of 2 IM doses of AZD1222 compared to placebo for the prevention of COVID-19-related Emergency Department visits	The incidence of COVID-19-related Emergency Department visits occurring ≥ 15 days post second dose of study intervention
6 To assess antibody responses to AZD1222 S antigen following 2 IM doses of AZD1222 or placebo	a) Post-treatment GMTs and GMFRs from day of dosing baseline value to 28 days post each dose in SARS-CoV-2 S, RBD antibodies (MSD serology assay)
	b) The proportion of participants who have a post-treatment seroresponse (≥ 4 -fold rise in titers from day of dosing baseline value to 28 days post each dose) to the S, RBD antigens of AZD1222 (MSD serology assay)
7 To determine anti-SARS-CoV-2 neutralizing antibody levels in serum following 2 IM doses of AZD1222 or placebo (Substudy and Illness Visits only)	a) Post-treatment GMTs and GMFRs from day of dosing baseline value to 28 days post each dose in SARS-CoV-2 neutralizing antibodies (wild-type assay or pseudo-neutralization assay)
	b) Proportion of participants who have a post-treatment seroresponse (≥ 4 -fold rise in titers from day of dosing baseline value to 28 days post each dose) to AZD1222 as measured by SARS-CoV-2 neutralizing antibodies (wild-type assay or pseudo-neutralization assay)

Objective ^a	Estimand ^b Description/Endpoint
------------------------	--

^a Substudy: The first 3 000 participants randomized will also participate in a substudy assessing the reactogenicity and immunogenicity of AZD1222.
Illness Visits: Participants who present with qualifying symptoms will be tested for SARS-CoV-2 and if positive, will complete illness visits.

^b Estimand is the target of estimation to address the scientific question of interest posed by the primary objective. Attributes of an estimand include the population of interest, the variable (or endpoint) of interest, the specification of how intercurrent events are reflected in the scientific question of interest, and the population-level summary for the variable.

AE = adverse event; AESI = adverse event of special interest; CDC = Centers for Disease Control and Prevention; COVID-19 = coronavirus disease-19; GMFR = geometric mean fold rise; GMT = geometric mean titer; IFN- γ = interferon-gamma; IM = intramuscular; MAAE = medically attended adverse event; MSD = Meso Scale Discovery; RT-PCR = reverse transcriptase polymerase chain reaction; RBD = receptor binding domain; S = Spike; SAE = serious adverse event; SARS-CoV-2 = severe acute respiratory syndrome-coronavirus-2; VE = vaccine efficacy.

For exploratory objectives, see Section 3.

Overall Design: D8110C00001 is a Phase III randomized, double-blind, placebo-controlled multicenter study assessing the safety, efficacy, and immunogenicity of AZD1222 compared to placebo for the prevention of COVID-19. Up to approximately 100 sites in the USA will participate in this study. Study sites outside of the USA will also be considered based on predicted transmission rates of SARS-CoV-2 in those locations.

Participants will be adults ≥ 18 years of age who are healthy or have medically-stable chronic diseases, and are at increased risk for SARS-CoV-2 acquisition and COVID-19.

Approximately 30 000 participants will be randomized in a 2:1 ratio to receive 2 IM doses of either 5×10^{10} vp (nominal, $\pm 1.5 \times 10^{10}$ vp) AZD1222 (n = approximately 20 000) or saline placebo (n = approximately 10 000) 4 weeks apart, on Days 1 and 29. Randomization will be stratified by age (≥ 18 to < 65 years, and ≥ 65 years), with at least 25% of participants to be enrolled in the older age stratum.

All participants will be assessed for efficacy and safety. The first 3 000 participants randomized will also participate in a substudy assessing the reactogenicity and immunogenicity of AZD1222.

A PSRT will provide safety surveillance during the study. Additionally, an independent COVID-19 Vaccine DSMB organized by the National Institutes of Health, National Institute for Allergy and Infectious Diseases, will provide oversight, to ensure safe and ethical conduct of the study.

Participants will remain on study for 2 years following administration of the first dose of study intervention (Day 730). If AZD1222 is proven to be safe and efficacious based on the primary endpoint analysis, following discussion at that time with the US FDA, other Regulators if appropriate, and the COVID-19 Vaccine DSMB, participants allocated to the placebo group

may be offered AZD1222 if doses are available. Placebo participants treated with AZD1222 will continue to be followed in the study.

Disclosure Statement: This is a parallel-group preventive study with 2 arms that is participant-, investigator-, and Sponsor-blinded.

Number of Participants: Approximately 33 000 participants will be screened to achieve up to approximately 30 000 participants randomly assigned to study intervention, including 20 000 participants randomized to the AZD1222 arm and 10 000 participants randomized to the saline placebo arm.

Note: 'Enrolled' means a participant's, or their legally acceptable representative's, agreement to participate in a clinical study following completion of the informed consent process. Potential participants who are screened for the purpose of determining eligibility for the study, but are not randomly assigned in the study, are considered 'screen failures.'

Intervention Groups and Duration: Participants will be randomized in a 2:1 ratio to receive 2 IM doses of 5×10^{10} vp (nominal, $\pm 1.5 \times 10^{10}$ vp) AZD1222 or saline placebo. Study intervention will be administered on Day 1 and Day 29.

Data Monitoring Committee: Yes

Statistical Methods

Primary efficacy endpoint

The primary efficacy endpoint is a binary response, whereby a participant is defined as a COVID-19 case if their first case of SARS-CoV-2 RT-PCR-positive symptomatic illness occurs ≥ 15 days post second dose of study intervention. Otherwise, a participant is not defined as a COVID-19 case.

Sample size

Approximately 33 000 participants will be screened such that approximately 30 000 participants will be randomized in a 2:1 ratio to receive 2 IM doses of either 5×10^{10} vp (nominal, $\pm 1.5 \times 10^{10}$ vp) AZD1222 (the active group, n = approximately 20 000) or saline placebo (the control group, n = approximately 10 000) 4 weeks apart, on Days 1 and 29.

The sample size calculations are based on the primary efficacy endpoint and were derived following a modified Poisson regression approach (Zou, 2004). The calculations account for an interim and primary analysis, and the timing of these analyses will be driven by the number of events observed in the study. The interim analysis will be carried out when approximately 50% of the total amount of statistical information is available. A Pocock boundary has been used to account for multiplicity, where the Type I error at the interim and primary analyses is

2.939% such that the overall Type I error is controlled at 5%. The calculations assume minimal loss to follow-up as it is anticipated that participants will remain engaged in the study. All participants will be followed for the entire duration of the study.

For the primary efficacy analysis, approximately 80 events within the population of participants who are not seropositive at baseline are required across the active and control groups to detect a VE of 70% with > 90% power. These calculations assume an observed attack rate of 0.5% and are based on a 2-sided test, where the lower bound of the 2-sided 97.06% CI for VE is required to be greater than 30% with an observed point estimate of at least 50%.

An interim efficacy analysis will be conducted when approximately 40 events have been reported across the active and control groups within the population of participants who are not seropositive at baseline, which will give > 65% power to detect a VE of 70%. Similar to the primary analysis, these calculations assume an observed attack rate of 0.5% and are based on a 2-sided test, where the lower bound of the 2-sided 97.06% CI for VE is required to be greater than 30% with an observed point estimate of at least 50%. A statistically significant finding at the interim analysis will not be considered a reason to stop the study, but instead will be interpreted as early assessment of efficacy.

Note that if the underlying annualized attack rate is higher than 0.5%, the interim and primary analyses will be carried out earlier and the change in incidence will not result in a change in the required number of observed cases.

Primary estimand

The primary estimand will be used for the analysis of the primary efficacy endpoint. It will be based on participants in the full analysis set, defined as all randomized participants who received at least 1 dose of study intervention excluding those participants who are seropositive at baseline, analyzed according to their randomized treatment. For participants with multiple events, only the first occurrence will be used for the primary efficacy endpoint analysis. The set of intercurrent events for this estimand consists of participants who withdraw from the study prior to having met the primary efficacy endpoint. The intercurrent events will be handled using the treatment policy strategy and the absence of data following these participants' withdrawal will be treated as missing.

Primary efficacy analysis

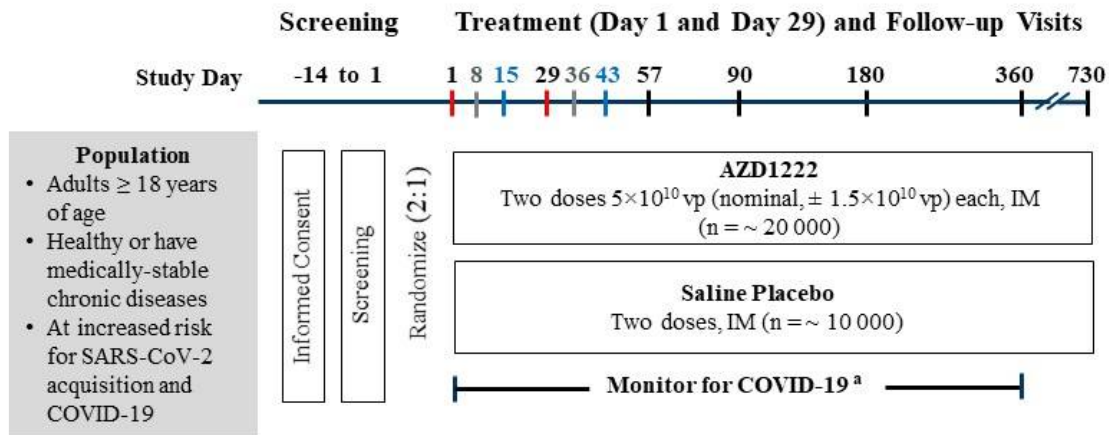
As the primary efficacy analysis, the plan is to use the primary estimand and a Poisson regression model with robust variance (Zou, 2004) to analyze the primary efficacy endpoint, which will include age as a baseline covariate. The VE will be estimated from the model, which will give the RRR in the incidence of SARS-CoV-2 RT-PCR-positive symptomatic illness. VE is calculated as $VE = 100 * (1 - \text{relative risk})$, which is the incidence of infection in

the vaccine group relative to the incidence of infection in the control group expressed as a percentage. For the interim and primary analyses, VE will be presented with a 2-sided 97.06% CI, which is based on a Pocock boundary for 2-group sequential tests. The corresponding 2-sided p-value will also be presented from the model, which will test the null hypothesis that the VE is equal to 30%. Statistical significance will be achieved if the p-value is ≤ 0.0294 . The success criterion for the study will be statistical significance with an observed VE point estimate of at least 50%.

Model assumptions will be checked and the robustness of the primary analysis will be assessed. The Poisson regression model with robust variance has the flexibility for exploring multiple imputation approaches using, eg, the observed placebo attack rate to impute missing data. If the Poisson regression model with robust variance fails to converge, an alternative approach will be implemented. Full details will be documented in the SAP.

1.2 Schema

Figure 1 Study Design



^a Participants who present with qualifying symptoms will be tested for SARS-CoV-2 and if positive, will complete illness visits.

Red bars: Administration of study intervention.

Gray bars: Day 8 and Day 36 visits will be telephone contacts, not study site visits.

Blue bars: Day 15 and Day 43 visits will only be for participants in the substudy. The first 3 000 participants randomized will also participate in a substudy assessing the reactogenicity and immunogenicity of AZD1222. COVID-19 = coronavirus disease 2019; IM = intramuscular; SARS-CoV-2 = severe acute respiratory syndrome-coronavirus-2; vp = viral particles.

1.3 Schedule of Activities

The SoA tables include:

- Table 1, Screening Period
- [Table 2](#), Treatment and Follow-Up Period – Main Study (Excluding Substudy Participants)
- [Table 3](#), Treatment and Follow-Up Period - Substudy
- [Table 4](#), Illness Visits (Participants with Qualifying Clinical Symptoms)

Table 1 Schedule of Activities: Screening Period

Procedure / Study Day	Day -14 to Day 1 ^a	For details see Section
Informed consent: main study	X	5.1
Informed consent: genetic sample and analysis (optional)	X	5.1, 8.7
Assignment SID number	X	6.3
Medical history	X	5.1, 5.2
Complete physical examination, including height and weight	X	8.2.1
Vital signs (including pulse oximetry)	X	8.2.2
Pregnancy test – urine or serum (WOCBP only) ^b	X	8.2.3
Assessment of SAEs	X	8.3
Concomitant medications	X	6.5
Verify eligibility criteria	X	5.1, 5.2

^a If screening and dosing occur at the same visit, only one evaluation is required.

^b If urine tests positive or indeterminate, a quantitative serum β -hCG will be performed for confirmation.

β -hCG = beta-human chorionic gonadotropin; SAE = serious adverse event; SID = subject identification; WOCBP = women of childbearing potential.

Table 2 Schedule of Activities: Treatment and Follow-up Period – Main Study (Excluding Substudy Participants)

Procedure	Treatment and Follow-up Period									For details see Section
Day	1	8 ^a	29	36 ^a	57	90	180	360	730	
Window (days)	NA	± 3	± 3	± 3	± 3	± 5	± 10	± 15	± 30	

^a Not a study site visit; participants will be contacted by telephone for safety monitoring

^b If urine tests positive or indeterminate, a quantitative serum β-HCG will be performed for confirmation.

^c Weekly contact with participants to remind them to present to the study site for SARS-CoV-2 testing if they have qualifying symptoms

AE = adverse event; AESI = adverse event of special interest; β-hCG = beta-human chorionic gonadotropin; MAAE = medically attended adverse event; NA = not applicable; SAE = serious adverse event; SARS-CoV-2 = severe acute respiratory syndrome-coronavirus-2; WOCBP = women of childbearing potential.

Table 3 Schedule of Activities: Treatment and Follow-up Period – Substudy

Procedure	Treatment and Follow-up Period											For details see Section	
	Day	1	8 ^a	15	29	36 ^a	43	57	90	180	360		730
Window (days)	NA	± 3	± 1	± 3	± 3	± 3	± 3	± 3	± 5	± 10	± 15	± 30	
PBMCs for assessment of B-cell and T-cell responses ^d	X (predose)		X				X						8.5.2
Serum sample for SARS-CoV-2 nAbs assessment	X (predose)		X	X (predose)			X	X		X	X		
Nasal adsorption for SARS-CoV-2 mucosal responses	X (predose)		X	X (predose)			X	X		X	X		
Serum sample for ACE2 competition serology	X (predose)			X (predose)				X		X			
Safety assessments													
Local and systemic predefined solicited AEs (recorded daily by participant in Solicited AE e-Diary)	X (through Day 8)			X (through Day 36)									8.3.7
AEs	X	X	X	X	X	X	X	X					8.3
SAEs, MAAEs, and AESIs	X	X	X	X	X	X	X	X	X	X	X	X	
Telephone contact for safety monitoring		X				X							

^a Not a study site visit; participants will be contacted by telephone for safety monitoring

^b If urine tests positive or indeterminate, a quantitative serum β-hCG will be performed for confirmation.

^c Weekly contact with participants to remind them to present to the study site for SARS-CoV-2 testing if they have qualifying symptom

^d PBMCs will be isolated from up to approximately 300 participants at select study sites, as outlined in the laboratory manual.

ACE2 = angiotensin-converting enzyme 2; AE = treatment-emergent adverse event; AESI = adverse event of special interest; β-hCG = beta-human chorionic gonadotropin; CoV = coronavirus; COVID-19 = coronavirus disease 2019; MAAE = medically attended adverse event; NA = not applicable; nAb = neutralizing antibody; PBMC = peripheral blood mononuclear cell; SAE = serious adverse event; SARS-CoV-2 = severe acute respiratory syndrome-coronavirus-2; WOCBP = women of childbearing potential.

Table 4 Schedule of Activities: Illness Visits (Participants with Qualifying Clinical Symptoms)

Procedure ^a	Site Visit	Home Collection by Participant				Site Visit for SARS-CoV-2 Positive Participants Only			For details see Section
	Day	1	3	5	8	11	14	21	
Window (days)	NA	± 1	± 1	± 2	± 2	± 2	± 2	± 2	
Serum sample for ACE2 competition serology	X					X		X	8.5.2
Serum sample for exploratory assessments	X					X		X	
Safety assessments									
SAEs, MAAEs, and AESIs	←—————→								8.3
Telephone contact for safety monitoring		X		X					

^a Following availability of the SARS-CoV-2 RT-PCR results, only participants who test positive will continue with the illness visits, including any home collection requirements. Participants who test negative for SARS-CoV-2 will be instructed to stop all illness visit assessments and return the digital health device (see Section 8.1.2).

^b PBMCs will be collected from up to approximately the first 3 000 participants on Day 1 illness visit and any participants with a Day 1 SARS-CoV-2 positive test result by local rapid RT-PCR test (see Section 8.5.2.4)

ACE2 = angiotensin-converting enzyme 2; AESI = adverse events of special interest; CoV = coronavirus; COVID-19 = coronavirus disease 2019; MAAE = medically attended adverse event; NA = not applicable; nAb = neutralizing antibody; P = nasopharyngeal; PBMC = peripheral blood mononuclear cell; RT-PCR = reverse transcriptase polymerase chain reaction; SAE = serious adverse event; SARS-CoV-2 = severe acute respiratory syndrome-coronavirus-2.

2 INTRODUCTION

AZD1222 is being developed for the prevention of COVID-19. AZD1222 is a recombinant replication-defective chimpanzee adenovirus expressing the SARS-CoV-2 S surface glycoprotein driven by the human cytomegalovirus major immediate early promoter that includes intron A with a human tPA leader sequence at the N terminus.

2.1 Study Rationale

The aim of the study is to assess the safety, efficacy, and immunogenicity of AZD1222 for prevention of COVID-19. The COVID-19 pandemic has caused major disruption to healthcare systems with significant socioeconomic impacts. Currently, there are no licensed preventions available against COVID-19 and accelerated vaccine development is urgently needed. A safe and effective vaccine for COVID-19 prevention would have significant global public health impact.

2.2 Background

In December 2019, a cluster of patients with pneumonia of unknown cause was linked to a seafood wholesale market in Wuhan, China and were later confirmed to be infected with a novel coronavirus, known as 2019-nCoV ([Zhu et al, 2020](#)). The virus was subsequently renamed to SARS-CoV-2 because it is similar to the coronavirus responsible for SARS-CoV, a lineage B *Betacoronavirus*. SARS-CoV-2 shares more than 79% of its sequence with SARS-CoV, and 50% with the coronavirus responsible for MERS-CoV, a member of the lineage C *Betacoronavirus* ([Lu et al, 2020](#)). COVID-19 is the infectious disease caused by SARS-CoV-2. By January 2020 there was increasing evidence of human to human transmission as the number of cases rapidly began to increase in China. Spread of the virus has been rapid and now encompasses the globe. The WHO declared the novel coronavirus a pandemic on 11 March 2020. As of 13 July 2020, there have been more than 12.7 million confirmed cases and > 560 000 deaths, of which 3.2 million confirmed cases and > 130 000 deaths have been reported in the USA ([WHO, 2020](#)). It is believed that evolution of the pandemic will vary across countries, affected in part by different containment strategies ranging from extreme lockdown to relative inaction. As a result, there may be regional waves of the disease and pockets of vulnerable populations. Globally, governments have acknowledged that an effective vaccine against COVID-19 is the only way to guarantee a safe and sustained exit strategy from repeated lockdowns.

CoVs are spherical, enveloped viruses with positive-sense single-stranded RNA genomes. One fourth of their genome is responsible for coding structural proteins, such as the S glycoprotein, envelope, membrane, and nucleocapsid proteins. Envelope, membrane, and nucleocapsid proteins are mainly responsible for virion assembly whilst the S protein is involved in receptor binding, mediating virus entry into host cells during CoVs infection via different receptors ([Li, 2016](#)). SARS-CoV-2 belongs to the phylogenetic lineage B of the

genus *Betacoronavirus* and it recognizes the ACE2 as the entry receptor (Zhou et al, 2020). It is the seventh CoV known to cause human infections and the third known to cause severe disease after SARS-CoV and MERS-CoV.

AZD1222 is a recombinant replication-defective chimpanzee adenovirus expressing the SARS-CoV-2 S surface glycoprotein. Development of AZD1222, previously referred to as ChAdOx1 nCoV-19, was initiated by the University of Oxford with subsequent transfer of development activities to the Sponsor. Nonclinical studies found AZD1222 to be immunogenic in BALB/c and CD-1 mice, porcine, and NHP models. Further, in a SARS-CoV-2 challenge NHP model, a single administration of AZD1222 significantly reduced viral load in bronchoalveolar lavage fluid and respiratory tract tissue of vaccinated animals as compared to vector controls (van Doremalen et al, 2020). Efficacy studies in ferret and NHP models are underway.

The clinical development program for AZD1222 was initiated by the University of Oxford, and currently has 4 ongoing studies being conducted in the UK (FIH COV001 [NCT04324606], COV002 [NCT04400838]), Brazil (COV003 [ISRCTN89951424], and South Africa (COV004 [NCT04444674]).

Preliminary safety and immunogenicity data are available for the FIH Study COV001, which enrolled the first participant on 23 April 2020 and completed enrollment on 21 May 2020. A total of 1 077 participants have been enrolled in Study COV001, including 543 participants who received at least one dose of 5×10^{10} vp AZD1222 and 10 participants who received a second dose of 5×10^{10} vp AZD1222 28 days later. No AZD1222-related SAEs have been reported, and the vaccine was generally well tolerated. Following a single AZD1222 dose, the most common local solicited AEs were vaccine site pain and tenderness; and the most common systemic solicited AEs were chills feverishness, fever, headache, malaise, and myalgia. The majority of solicited AEs were mild or moderate in severity and resolved within 1 to 7 days. Following the second dose, a general attenuation in the incidence and severity of local and systemic solicited AEs was observed.

Preliminary immunogenicity data suggest that a single dose can elicit both humoral and cellular immunogenicity responses and that antibody responses are boosted after a second dose. Spike-specific T-cell responses peaked on Day 14. Anti-spike IgG responses rose by Day 28, and were boosted 3-fold following a second dose. Neutralizing antibody responses against SARS-CoV-2 were detected in 27% and 38% (Marburg 100% inhibitory concentration assay) of participants at one and 2 months, respectively, after a single dose and in 100% after 2 doses. Responses correlated strongly with ELISA antibody responses and titers in a microneutralization assay in which 100% of participants had detectable neutralizing antibodies at one month after a single dose (PHE 50% inhibitory concentration assay).

Another ChAdOx1-vectored vaccine expressing the full-length S protein from a related betacoronavirus, MERS-CoV, has been given to 53 participants as part of 2 ongoing dose-escalation Phase I studies (MERS001 [NCT03399578] and MERS002 [NCT04170829], sponsored by the University of Oxford) at doses ranging from 5×10^9 vp to 5×10^{10} vp. Preliminary immunogenicity data from MERS001 suggested that a single dose of ChAdOx1 MERS can elicit both humoral and cellular responses. Overall, the vaccine was safe and generally well tolerated, with no serious adverse reactions reported in either study.

The ChAdOx1 platform has been used in 14 clinical studies sponsored by the University of Oxford with immunogens from multiple pathogens such as influenza, tuberculosis, malaria, chikungunya, Zika, MERS-CoV, and Meningitis B. Over 360 healthy adult participants have received ChAdOx1-vectored vaccines in these studies. These vaccines demonstrated robust immunogenicity after a single dose and favorable safety profiles, with no vaccine-related SAEs.

See the AZD1222 IB, Sections 4 and 5 for additional information on nonclinical and clinical studies, respectively, of AZD1222 and related ChAdOx1-vectored vaccines. Detail on the development and chemistry of AZD1222 is provided in the IB, Section 3.

Overall, the preliminary data from Study COV001 and nonclinical studies, and the acceptable safety and efficacy data for the MERS-CoV vaccine and other ChAdOx1-vectored vaccines, support further development of AZD1222 for the prevention of COVID-19.

2.3 Benefit/Risk Assessment

More detailed information about the known and expected benefits and potential risks of AZD1222 can be found in the AZD1222 IB.

2.3.1 Risk Assessment

AZD1222

Preliminary clinical data from Study COV001 have shown no AZD1222-related SAEs. The most common solicited AEs were vaccination site pain, tenderness, chills, feverishness, fever, headache, malaise, and myalgia. The majority of events were mild or moderate in severity and resolved within 1 to 7 days (Section 2.2).

There are no identified risks for AZD1222. Important potential risks are hypersensitivity including anaphylaxis/anaphylactic reactions, vaccine-associated enhanced respiratory disease, and Guillain-Barré syndrome and other immune-mediated reactions.

Serious allergic reactions including anaphylaxis may occur, as with any vaccine. Acute allergic reactions may include cardio-respiratory, skin, and gastrointestinal signs and symptoms, such as hypotension, bronchospasm, angioedema, urticaria, and diarrhea.

Vaccine-associated enhanced respiratory disease is a potential risk for AZD1222. The risks of inducing disease enhancement and lung immunopathology in the event of COVID-19 following AZD1222 vaccination are unknown.

As with many vaccines, temporary ascending paralysis (Guillain-Barré syndrome) or other immune-mediated reactions that can lead to organ damage may occur, but this should be extremely rare.

2.3.2 Benefit Assessment

Recipients of AZD1222 do not have any guaranteed benefit, however, AZD1222 may be efficacious and offer participants protection from COVID-19. The information gained from this study will inform development decisions.

2.3.3 Overall Benefit: Risk Conclusion

For the safety of participants, the protocol has incorporated various risk mitigation measures including appropriate inclusion and exclusion criteria, close monitoring of participants, and stopping criteria. An independent DSMB will provide study oversight, evaluating cumulative safety and other clinical data at regular intervals. Taking these measures into account, the potential risks identified in association with AZD1222 are justified by the anticipated benefit that may be afforded to participants for the prevention of COVID-19.

3 OBJECTIVES AND ENDPOINTS

Table 5 Objectives and Endpoints

Objective ^a	Estimand ^b Description/Endpoint
PRIMARY	
<p>1 To estimate the efficacy of 2 IM doses of AZD1222 compared to placebo for the prevention of COVID-19 in adults ≥ 18 years of age</p>	<p>Population: Full analysis set, excluding participants who are seropositive at baseline</p>
	<p>Endpoint: A binary response, whereby a participant is defined as a COVID-19 case if their first case of SARS-CoV-2 RT-PCR-positive symptomatic illness occurs ≥ 15 days post second dose of study intervention. Otherwise, a participant is not defined as a COVID-19 case.</p>
	<p>Intercurrent events: For participants who withdraw from the study prior to having met the criteria for the primary efficacy endpoint, absence of data following these participants' withdrawal will be treated as missing.</p>
	<p>Summary measure: VE, calculated as 1-relative risk. (Relative risk is the incidence of infection in the vaccine group relative to the incidence of infection in the control group.)</p>
<p>2 To assess the safety and tolerability of 2 IM doses of AZD1222 compared to placebo in adults ≥ 18 years of age</p>	<p>a) Incidence of AEs for 28 days post each dose of study intervention</p>
	<p>b) Incidence of SAEs, MAAEs, and AESIs from Day 1 post treatment through Day 730</p>
<p>3 To assess the reactogenicity of 2 IM doses of AZD1222 compared to placebo in adults ≥ 18 years of age (Substudy only)</p>	<p>Incidence of local and systemic solicited AEs for 7 days post each dose of study intervention</p>
SECONDARY	
<p>1 To estimate the efficacy of 2 IM doses of AZD1222 compared to placebo for the prevention of SARS-CoV-2 asymptomatic infection</p>	<p>Proportion of participants positive for SARS-CoV-2 Nucleocapsid antibodies over time</p>
<p>2 To estimate the efficacy of 2 IM doses of AZD1222 compared to placebo for the prevention of symptomatic COVID-19 using CDC criteria</p>	<p>The incidence of the first case of SARS-CoV-2 RT-PCR-positive symptomatic illness occurring ≥ 15 days post second dose of study intervention using CDC criteria</p>
<p>3 To estimate the efficacy of 2 IM doses of AZD1222 compared to placebo for the prevention of University of Oxford-defined symptomatic COVID-19</p>	<p>The incidence of the first case of SARS-CoV-2 RT-PCR-positive symptomatic illness occurring ≥ 15 days post second dose of study intervention using University of Oxford-defined symptom criteria</p>
<p>4 To estimate the efficacy of 2 IM doses of AZD1222 compared to placebo for the prevention of severe or critical symptomatic COVID-19</p>	<p>The incidence of SARS-CoV-2 RT-PCR-positive severe or critical symptomatic illness occurring ≥ 15 days post second dose of study intervention</p>

Table 5 Objectives and Endpoints

Objective ^a	Estimand ^b Description/Endpoint
5 To estimate the efficacy of 2 IM doses of AZD1222 compared to placebo for the prevention of COVID-19-related Emergency Department visits	The incidence of COVID-19-related Emergency Department visits occurring \geq 15 days post second dose of study intervention
6 To assess antibody responses to AZD1222 S antigen following 2 IM doses of AZD1222 or placebo	a) Post-treatment GMTs and GMFRs from day of dosing baseline value to 28 days post each dose in SARS-CoV-2 S, RBD antibodies (MSD serology assay)
	b) The proportion of participants who have a post-treatment seroresponse (\geq 4-fold rise in titers from day of dosing baseline value to 28 days post each dose) to the S, RBD antigens of AZD1222 (MSD serology assay)
7 To determine anti-SARS-CoV-2 neutralizing antibody levels in serum following 2 IM doses of AZD1222 or placebo (Substudy and Illness Visits only)	a) Post-treatment GMTs and GMFRs from day of dosing baseline value to 28 days post each dose in SARS-CoV-2 neutralizing antibodies (wild-type assay or pseudo-neutralization assay)
	b) Proportion of participants who have a post-treatment seroresponse (\geq 4-fold rise in titers from day of dosing baseline value to 28 days post each dose) to AZD1222 as measured by SARS-CoV-2 neutralizing antibodies (wild-type assay or pseudo-neutralization assay)
EXPLORATORY	
1 To estimate the efficacy of 2 IM doses of AZD1222 compared to placebo for the all-cause mortality	The incidence of all-cause mortality from Day 1 through Day 730
2 To estimate the efficacy of 2 IM doses of AZD1222 compared to placebo for the prevention of COVID-19-related hospitalizations	The incidence of COVID-19-related hospitalizations occurring \geq 15 days post second dose of study intervention
3 To estimate the efficacy of 2 IM doses of AZD1222 compared to placebo for the prevention of COVID-19-related ICU admissions	The incidence of COVID-19-related ICU admissions occurring \geq 15 days post second dose of study intervention
4 To quantify SARS-Cov-2 viral loads in infected participants treated with 2 IM doses of AZD1222 or placebo (Illness Visits only)	Viral genome copies in NP swabs collected at Illness Visits as determined by qRT-PCR
5 To characterize sequence variations in SARS-CoV-2 through genotypic analyses in participants treated with 2 IM doses of AZD1222 or placebo (Illness Visits only)	Genotypic analysis of SARS-CoV-2 from NP swabs collected on Day 1 illness visit
6 To quantify duration of viral shedding in symptomatic SARS-CoV-2 infected participants treated with 2 IM doses of AZD1222 or placebo (Illness Visits only)	Duration of SARS-CoV-2 shedding in saliva over time

Table 5 Objectives and Endpoints

Objective ^a	Estimand ^b Description/Endpoint
7 To assess the biometric profiles associated with COVID-19 using a biosensor in participants treated with 2 IM doses of AZD1222 or placebo (Illness Visits only)	Biophysical parameters, including but not limited to serial measurements of skin temperature, heart rate, respiratory rate, blood oxygen saturation, and physical activity, recorded using a biosensor from illness visits Day 1 through Day 28
8 To assess symptoms associated with COVID-19 using an e-Diary in participants treated with 2 IM doses of AZD1222 or placebo (Illness Visits only)	Symptoms recorded by participants in an Illness e-Diary from illness visits Day 2 through Day 28
9 To assess SARS-CoV-2 specific antibodies in an ACE2 competition assay following 2 IM doses of AZD1222 or placebo (Substudy only)	a) Post-treatment GMTs and GMFRs from Day 1 baseline value to 28 days post each dose in ACE2 competing antibodies from serum samples
	b) Proportion of participants who have a post-treatment seroresponse (\geq 4-fold rise in titers from day of dosing baseline value to 28 days post each dose) in ACE2 competing antibodies
10 To assess serum B- and T-cell responses following 2 IM doses of AZD1222 or placebo (Substudy only)	a) Quantification of (IFN- γ) ELISpot responses to SARS-CoV-2 S protein from day of dosing baseline to 14 days post each dose
	b) Intracellular cytokine staining and flow cytometry for B- and T-cell responses from day of dosing baseline to 14 days post each dose
11 To assess SARS-CoV-2 antibodies in nasal secretions following 2 IM doses of AZD1222 or placebo (Substudy only)	a) Post-treatment GMTs and GMFRs from Day 1 baseline value to 28 days post each dose in SARS-CoV-2 S, RBD, and Nucleocapsid antibodies (MSD serology assay)
	b) Proportion of participants who have a post-treatment seroresponse (\geq 4-fold rise in titers from Day 1 baseline value to 28 days post each dose) to SARS-CoV-2 S, RBD, and Nucleocapsid antigens (MSD serology assay)
12 To assess anti-vector responses to the ChAdOx-1 adenovirus vector following 2 IM doses of AZD1222 or placebo (Substudy only)	Proportion of participants who have a post-treatment seroresponse (\geq 4-fold rise in titers from Day 1 baseline value to 28 days post each dose) to AZD1222 as measured by ChAdOx1 neutralizing antibodies
13 To assess additional immune responses following 2 IM doses of AZD1222 or placebo	Other exploratory assays for humoral and cellular immune responses may be performed based upon emerging safety, efficacy, and immunogenicity data

Table 5 Objectives and Endpoints

Objective ^a	Estimand ^b Description/Endpoint
------------------------	--

^a Substudy: The first 3 000 participants randomized will also participate in a substudy assessing the reactogenicity and immunogenicity of AZD1222.
Illness Visits: Participants who present with qualifying symptoms will be tested for SARS-CoV-2 and if positive, will complete illness visits.

^b Estimand is the target of estimation to address the scientific question of interest posed by the primary objective. Attributes of an estimand include the population of interest, the variable (or endpoint) of interest, the specification of how intercurrent events are reflected in the scientific question of interest, and the population-level summary for the variable.

ACE2 = angiotensin-converting enzyme 2; AE = adverse event; AESI = adverse event of special interest; CDC = Centers for Disease Control and Prevention; COVID-19 = coronavirus disease-19; ELISpot = enzyme-linked immunospot; GMFR = geometric mean fold rise; GMT = geometric mean titer; ICU = intensive care unit; IFN- γ = interferon-gamma; IM = intramuscular; MAAE = medically attended adverse event; MSD = Meso Scale Discovery; NP = nasopharyngeal; RT-PCR = reverse transcriptase polymerase chain reaction; qRT-PCR = quantitative reverse transcriptase polymerase chain reaction, RBD = receptor binding domain; S = Spike; SAE = serious adverse event; SARS-CoV-2 = severe acute respiratory syndrome-coronavirus-2; VE = vaccine efficacy.

4 STUDY DESIGN

4.1 Overall Design

D8110C00001 is a Phase III randomized, double-blind, placebo-controlled multicenter study assessing the safety, efficacy, and immunogenicity of AZD1222 compared to saline placebo for the prevention of COVID-19. Participants will be adults ≥ 18 years of age who are healthy or have medically-stable chronic diseases, and are at increased risk for SARS-CoV-2 acquisition and COVID-19. Approximately 30 000 participants will be randomized in a 2:1 ratio to receive 2 IM doses of either 5×10^{10} vp (nominal, $\pm 1.5 \times 10^{10}$ vp) AZD1222 (n = approximately 20 000) or saline placebo (n = approximately 10 000) 4 weeks apart, on Days 1 and 29. Randomization will be stratified by age (≥ 18 and < 65 years, and ≥ 65 years), with at least 25% of participants to be enrolled in the older age stratum.

Participants who present with at least one of the qualifying symptoms listed below through Day 360 will be assessed for COVID-19. With the exception of fever, shortness of breath, or difficulty breathing, the symptom must be present for 2 or more days. Participants with a COVID-19 qualifying symptom(s) will be tested for SARS-CoV-2, and if positive will complete illness visit assessments, as presented in [Table 4](#). See [Section 8.1](#) for details on COVID-19 assessments.

COVID-19 Qualifying Symptoms

Participant must present with at least one of the following symptoms	
Duration	Symptom
No minimum duration	Fever
	Shortness of breath
	Difficulty breathing
Must be present for ≥ 2 days	Chills
	Cough
	Fatigue
	Muscle aches
	Body aches
	Headache
	New loss of taste
	New loss of smell
	Sore throat
	Congestion
	Runny nose
	Nausea
	Vomiting
Diarrhea	

Adapted from (CDC, 2020).

Safety will be assessed for the duration of the study. AEs will be recorded for 28 days post each dose of study intervention (ie, until Day 29 post first dose and Day 57 post second dose), and SAEs, MAAEs, and AESIs will be recorded through Day 730. See Sections 8.3, 8.3.8, and 8.3.9 for definitions of these events.

The first 3 000 participants randomized will also participate in a substudy assessing the reactogenicity and immunogenicity of AZD1222. Participants in the substudy will have additional assessments for predefined solicited AEs for 7 days post each dose of study intervention and for humoral and cellular immune responses. Solicited AEs are defined in Section 8.3.7.

Table 2 and Table 3 provide the SoA for the main study and the substudy, respectively.

All participants will remain on study for 2 years following administration of first dose of study intervention (Day 730). If AZD1222 is proven to be safe and efficacious based on the primary endpoint analysis (see Section 9.4.2.1), following discussion at that time with the US FDA,

other Regulators if appropriate, and the COVID-19 Vaccine DSMB, participants allocated to the placebo group may be offered AZD1222 if doses are available. Placebo participants treated with AZD1222 will continue to be followed in the study.

A PSRT will provide support for safety surveillance during the study. Additionally, an independent COVID-19 Vaccine DSMB will provide oversight, to ensure safe and ethical conduct of the study. The COVID-19 Vaccine DSMB will facilitate the interim analysis for efficacy and have the responsibility of evaluating cumulative safety and other clinical study data at regular intervals and making appropriate recommendations based on the available data. See [Appendix A 5](#) for additional detail.

4.2 Scientific Rationale for Study Design

4.2.1 Rationale for Study Design and Participant Population

The participant population is male and female adults ≥ 18 years of age who are not immunosuppressed, but are at increased risk of SARS-Cov-2 infection due to their locations or circumstances. Inclusion of older adults is based on data that are being gathered from the ongoing University of Oxford-sponsored studies. Study COV001 (NCT04324606) enrolled adults 18 to 55 years of age. Study COV002 (NCT04400838) is pursuing an age-escalation design and it is anticipated that at least 60 adults who are 56 to 69 years of age and 100 adults aged ≥ 70 will have received 2 doses of AZD1222 prior to initiation of this study.

Adults with medically-stable chronic diseases may participate if, according to the judgement of the investigator, hospitalization within the study period is not anticipated and the participant appears likely to be able to remain on study through the end of protocol-specified follow-up.

The study will exclude females who are pregnant or breast-feeding and individuals less than 18 years of age. Women who are pregnant or breast-feeding are excluded at this point as nonclinical developmental and reproductive toxicity studies to support vaccinating these individuals have yet to be performed. Additionally, it is planned that children and adolescents will be evaluated for their response to the vaccine once safety and efficacy have been established in adults.

Participants who have been previously diagnosed with laboratory-confirmed SARS-CoV-2 infection are excluded from study participation. Participants with previous asymptomatic or undiagnosed infection are not excluded. Participant's baseline serostatus will be determined but baseline serostatus will not be used as a basis for exclusion from the study. Participants who are seropositive at baseline are enrolled in order to gather safety data in this group as it is anticipated that, if proven to be efficacious, the vaccine will rapidly be distributed to millions of individuals and that these individuals will not be tested for serologic evidence of previous

infection prior to vaccination. Participant's baseline serostatus will be determined so that subgroup analyses for both safety and efficacy can be performed by baseline serostatus.

The study population represents the initial target population for AZD1222. If AZD1222 demonstrates efficacy for the prevention of COVID-19, the safety and immunogenicity of the vaccine in additional groups such as the immunosuppressed, pregnant women, and children and adolescents may be assessed in future studies.

4.2.2 Rationale for Study Endpoints

The efficacy endpoints in this study are analogous to endpoints used for evaluating the efficacy of influenza vaccines. These definitions have 4 components: (1) a definition of clinical illness; (2) a method of respiratory specimen sampling for the detection of associated shedding of the relevant virus; (3) an assay method for laboratory confirmation; and (4) a defined surveillance period. Assessment of AZD1222 efficacy will begin ≥ 15 days after the second dose of study intervention as this time period is considered necessary for the vaccine to induce protective immune responses.

In the substudy, solicited AEs will be collected for 7 days post each dose of study intervention, a period that has proven adequate to describe reactogenicity events in previous vaccine studies. For all participants, AEs will be collected through 28 days post each dose of study intervention. SAEs, MAAEs, and AESIs and will be collected from Day 1 through end of the study. AESIs include terms identified by the Brighton Collaboration involving events associated with vaccination in general ([SPEAC, 2020](#)).

4.3 Justification for Dose

The AZD1222 dose of 5×10^{10} vp was selected based on accumulated clinical experience with this vaccine in ongoing clinical studies sponsored by the University of Oxford (see Section 2.2). Safety and immunogenicity data from an additional clinical study, MERS001 (NCT03399578), using the same ChAdOx1 vector, also helped inform dose selection.

MERS001 was the first clinical study of a ChAdOx1-vectored vaccine expressing the full-length S protein from a separate, but related, betacoronavirus. ChAdOx1 MERS has been given to 31 participants to date at doses ranging from 5×10^9 vp to 5×10^{10} vp. Despite higher reactogenicity observed at the 5×10^{10} vp, this dose was safe, with self-limiting AEs and no serious adverse reactions recorded. The 5×10^{10} vp was the most immunogenic, in terms of inducing neutralizing antibodies against MERS-CoV using a live virus assay ([Folegatti et al, 2020](#)). Given the immunogenicity findings and safety profile observed with the ChAdOx1-vectored vaccine against MERS-CoV, the 5×10^{10} vp dose was chosen for AZD1222. See the AZD1222 IB.

Based on accumulating nonclinical and clinical data gathered for AZD1222 as well as for other SARS-CoV-2 vaccines in development, a 2-dose regimen was selected for the study in order to enhance the immune responses to the virus (AZD1222 IB).

In an NHP challenge study, 6 macaques received a second dose of AZD1222 4 weeks after the first dose. The second dose resulted in increases in both ELISA and neutralizing antibody titers, and fewer areas of the lung contained viral RNA in prime boost group compared to the prime group. In a porcine model, 3 pigs also received a second dose of AZD1222 4 weeks after the first dose. In the animals that received the booster dose, both antibodies to the SARS-CoV-2 RBD and neutralizing antibodies were boosted after the second dose.

In Study COV001, 10 participants received a second dose of AZD1222 4 week after the first dose. Antibody responses to both the first and second doses were evaluated using an ELISA assay, through the MSD platform and by both neutralization and pseudo-neutralization assays. Notable increases in antibody levels to the S protein were seen with the ELISA assay and increases to both the S protein and RBD were noted using the MSD platform. Similarly, increases in antibody levels following the second dose were also seen with neutralization and pseudo-neutralization assays. Though based on small numbers, the second dose of the vaccine appeared to result in a lower rate of systemic solicited AEs.

The 4-week interval was selected based on the interval used in the nonclinical studies and Study COV001.

4.4 End of Study Definition

A participant is considered to have completed the study if he/she has completed all phases of the study including the last scheduled procedure shown in the SoA (Section 1.3).

The end of the study is defined as the date of the last scheduled procedure shown in the SoA (Section 1.3) for the last participant in the study globally.

5 STUDY POPULATION

Prospective approval of protocol deviations to recruitment and enrollment criteria, also known as protocol waivers or exemptions, is not permitted.

5.1 Inclusion Criteria

Participants are eligible to be included in the study only if all of the following criteria apply:

Age

- 1 Adult, \geq 18 years of age at the time of consent

Type of Participant

- 2 Increased risk of SARS-CoV-2 infection
 - Defined as adults whose locations or circumstances put them at appreciable risk of exposure to SARS-CoV-2 and COVID-19, based on available risk assessment contemporaneous to enrollment (believed to be at risk/exposure)
- 3 Medically stable such that, according to the judgment of the investigator, hospitalization within the study period is not anticipated and the participant appears likely to be able to remain on study through the end of protocol-specified follow-upA stable medical condition is defined as disease not requiring significant change in therapy or hospitalization for worsening disease during the 3 months prior to enrollmentAble to understand and comply with study requirements/procedures (if applicable, with assistance by caregiver, surrogate, or legally authorized representative) based on the assessment of the investigator

Reproduction

- 5 Contraceptive use by women should be consistent with local regulations regarding the methods of contraception for those participating in clinical studies
- 6 Female participants
 - (a) Women of childbearing potential must:
 - Have a negative pregnancy test on the day of screening and on Day 1
 - Use one highly effective form of birth control for at least 28 days prior to Day 1 and agree to continue using one highly effective form of birth control through 60 days following administration of the second dose of study intervention. A highly effective method of contraception is defined as one that can achieve a failure rate of less than 1% per year when used consistently and correctly (see [Table 6](#)). Periodic abstinence, the rhythm method, and withdrawal are NOT acceptable methods of contraception.
 - (b) Women are considered of childbearing potential unless they meet either of the following criteria:
 - Surgically sterilized (including bilateral tubal ligation, bilateral oophorectomy, or hysterectomy), or
 - Post-menopausal
 - For women aged < 50 years, post-menopausal is defined as having both:
 - A history of ≥ 12 months amenorrhea prior to randomization, without an alternative cause, following cessation of exogenous sex-hormonal treatment, and

- A follicle-stimulating hormone level in the post-menopausal range
 Until follicle-stimulating hormone is documented to be within menopausal range, the participant is to be considered of childbearing potential
- For women aged ≥ 50 years, post-menopausal is defined as having a history of ≥ 12 months amenorrhea prior to randomization, without an alternative cause, following cessation of exogenous sex-hormonal treatment

Table 6 Highly Effective Methods of Contraception

Barrier Methods	Hormonal Methods
<ul style="list-style-type: none"> • Intrauterine device • Intrauterine hormone-releasing system (IUS)^a • Bilateral tubal occlusion • Vasectomized partner^b • Sexual abstinence^c 	<ul style="list-style-type: none"> • Combined (estrogen- and progestogen-containing hormonal contraception) <ul style="list-style-type: none"> ○ Oral (combined pill) ○ Injectable ○ Transdermal (patch) • Progestogen-only hormonal contraception <ul style="list-style-type: none"> ○ Oral ○ Injectable ○ Implantable

^a This is also considered a hormonal method

^b Provided that partner is the sole sexual partner of the woman of childbearing potential study participant and that the vasectomized partner has received medical assessment of the surgical success

^c Sexual abstinence is considered a highly effective method only if defined as refraining from heterosexual intercourse during the entire period of the study and if it is the preferred and usual lifestyle of the participant

Informed Consent

- 7 Capable of giving signed informed consent as described in [Appendix A](#), which includes compliance with the requirements and restrictions listed in the ICF and in this protocol

5.2 Exclusion Criteria

Participants are excluded from the study if any of the following criteria apply:

Medical Conditions

- 1 History of allergy to any component of the vaccine
- 2 History of Guillain-Barré syndrome
- 3 Significant infection or other acute illness, including fever > 100 °F (> 37.8 °C) on the day prior to or day of randomization
- 4 History of laboratory-confirmed SARS-CoV-2 infection

- 5 Any confirmed or suspected immunosuppressive or immunodeficient state, including asplenia
- 6 Recurrent severe infections and use of immunosuppressant medication within the past 6 months (≥ 20 mg/kg/day of prednisone or its equivalent, given daily or on alternate days for ≥ 15 days within 30 days prior to administration of study intervention)
The following exceptions are permitted:
 - Topical/inhaled steroids or short-term oral steroids (course lasting ≤ 14 days)
 - Human immunodeficiency virus-positive stable participants on stable antiretroviral therapy ([Waldrop et al, 2016](#))
- 7 History of primary malignancy except for:
 - (a) Malignancy with low potential risk for recurrence after curative treatment (for example, history of childhood leukaemia) or metastasis (for example, indolent prostate cancer) in the opinion of the site investigator.
 - (b) Adequately treated non-melanoma skin cancer or lentigo maligna without evidence of disease
 - (c) Adequately treated uterine cervical carcinoma in situ without evidence of disease
 - (d) Localized prostate cancer
- 8 Clinically significant bleeding disorder (eg, factor deficiency, coagulopathy, or platelet disorder), or prior history of significant bleeding or bruising following IM injections or venepuncture
- 9 Severe and/or uncontrolled cardiovascular disease, respiratory disease, gastrointestinal disease, liver disease, renal disease, endocrine disorder, and neurological illness, as judged by the Investigator (mild/moderate well-controlled comorbidities are allowed)
- 10 Any other significant disease, disorder, or finding that may significantly increase the risk to the participant because of participation in the study, affect the ability of the participant to participate in the study, or impair interpretation of the study data

Prior/Concomitant Therapy

- 11 Receipt of, or planned receipt of investigational products indicated for the treatment or prevention of SARS-CoV-2 or COVID-19
Note: For participants who become hospitalized with COVID-19, receipt of licensed treatment options and/or participation in investigational treatment studies is permitted
- 12 Receipt of any vaccine (licensed or investigational) other than licensed influenza vaccines within 30 days prior to and after administration of study intervention
- 13 Receipt of immunoglobulins and/or any blood products within 3 months prior to administration of study intervention or expected receipt during the period of study follow-up

Other Exclusions

- 14 Involvement in the planning and/or conduct of this study (applies to both Sponsor staff and/or staff at the study site)
- 15 For women only - currently pregnant (confirmed with positive pregnancy test) or breast-feeding
- 16 Has donated ≥ 450 mL of blood products within 30 days prior to randomization or expects to donate blood within 90 days of administration of second dose of study intervention

5.3 Lifestyle Considerations

- 1 Participants must follow the contraception requirements outlined in Section 5.1
- 2 Restrictions relating to concomitant medications are described in Section 6.5
- 3 Agree to wear digital health device if diagnosed with COVID-19 as described in Section 8.1.2.2

5.4 Screen Failures

Screen failures are defined as participants who consent to participate in the clinical study but are not subsequently randomly assigned to study intervention. A minimal set of screen failure information is required to ensure transparent reporting of screen failure participants to meet the Consolidated Standards of Reporting Trials publishing requirements and to respond to queries from regulatory authorities. Minimal information includes demography, screen failure details, eligibility criteria, and any SAEs.

Individuals who do not meet the criteria for participation in this study (screen failure) may be rescreened. Only a single rescreening is allowed in the study. Rescreened participants are required to sign a new ICF ([Appendix A 3](#)), and will be assigned a new participant number.

6 STUDY INTERVENTION

In general, study intervention is defined as any investigational intervention(s), marketed product(s), or placebo intended to be administered to or medical device(s) utilized by a study participant according to the study protocol. For this study, study intervention is defined as AZD1222 or saline placebo ([Table 7](#)). The third party medical device used for assessment of COVID-19 symptoms (ie, digital health device [[Section 8.1.2.2](#)]) is not considered a study intervention.

6.1 Study Interventions Administered

6.1.1 Investigational Products

Table 7 Investigational Products

Intervention Name	AZD1222	Placebo
Type	Vaccine	Placebo
Dose Formulation	10 mM histidine, 7.5% (w/v) sucrose, 35 mM sodium chloride, 1 mM magnesium chloride, 0.1% (w/v) polysorbate 80, 0.1 mM edetate disodium, 0.5% (w/v) ethanol, at pH 6.6.	0.9% (w/v) saline
Unit Dose Strength(s)	$\geq 0.7 \times 10^{11}$ vp/mL	
Dosage Level(s)	5×10^{10} vp (nominal, $\pm 1.5 \times 10^{10}$ vp)	
Route of Administration	Intramuscular	Intramuscular
Use	Experimental	Placebo
IMP and NIMP	IMP	IMP
Sourcing	Provided centrally by the Sponsor	Sourced locally
Packaging and Labeling	Will be provided in vials within a carton. Each carton and vial will be labelled as required per country requirement	Not applicable
Current/Former Name or Alias	ChAdOx1 nCoV-19	Not applicable

IMP = investigational medicinal product; NIMP = non-investigational medical product; vp = viral particles; w/v = weight/volume.

AZD1222

AZD1222 will be supplied by the Sponsor as a vial solution for injection. It is a sterile, clear to slightly opaque solution, practically free from visible particles, with a label-claim volume of 5 mL.

Unopened vials of AZD1222 vials must be stored at 2-8 °C (36-46 °F) for the duration of assigned shelf-life. AZD1222 vials must not be frozen. AZD1222 must be kept in original packaging until use to prevent prolonged light exposure.

Placebo

Commercially available 0.9% (w/v) saline for injection will be sourced locally for placebo.

6.1.2 Dosing Instructions

Participants will receive 2 doses of either AZD1222 or placebo; the first dose will be administered on Day 1 and the second dose on Day 29 (see [Table 2](#) and [Table 3](#)).

It is recommended that the study interventions be administered as an IM injection into the deltoid of the non-dominant arm. Other injection sites may be used if necessary.

The injection site will be covered with a sterile dressing. All study participants will be observed in the clinic for at least 15 minutes after vaccination.

Allergic reactions to vaccines are possible. Therefore, appropriate drugs and medical equipment to treat acute anaphylactic reactions must be immediately available, and study personnel must be trained to recognize and treat anaphylaxis.

6.2 Preparation/Handling/Storage/Accountability

- 1 The investigator or designee must confirm appropriate temperature conditions have been maintained during transit for all study intervention received and any discrepancies are reported and resolved before use of the study intervention.
- 2 Only participants enrolled in the study may receive study intervention and only authorized site staff may supply or administer study intervention. All study intervention must be stored in a secure, environmentally controlled, and monitored (manual or automated) area in accordance with the labelled storage conditions with access limited to the investigator and authorized site staff.
- 3 The investigator, institution, or the head of the medical institution (where applicable) is responsible for study intervention accountability, reconciliation, and record maintenance (ie, receipt, reconciliation, and final disposition records).
- 4 Further guidance and information for the final disposition of unused study interventions are provided in the Pharmacy Manual or specified handling instructions.

6.2.1 Dose Preparation and Administration

6.2.1.1 AZD1222

Doses of AZD1222 must be prepared by the unblinded pharmacist (or designee in accordance with local and institutional regulations) using aseptic technique. Total time from needle puncture of the AZD1222 vial to the start of administration must not exceed 4 hours at room temperature (25 °C). If preparation time exceeds the time limit a new dose must be prepared.

AZD1222 does not contain preservatives, each vial must be assigned a beyond use date of 4 hours from first needle puncture of the AZD1222 vial, after which any unused portion must be discarded. Each vial of AZD1222 has a label-claim volume of 5 mL and can provide up to ten 0.5 mL doses.

Each dose is prepared by withdrawing 0.5 mL from a vial of AZD1222 in a sterile 1 mL or equivalent syringe.

6.2.1.2 Placebo

Doses of placebo must be prepared by the unblinded pharmacist (or designee in accordance with local and institutional regulations) using aseptic technique. Saline (0.9% [w/v]) does not contain preservatives, each IV bag or vial must be assigned a beyond use date of 4 hours from first needle puncture, after which any unused portion must be discarded.

Each placebo dose is prepared by withdrawing 0.5 mL from a 0.9% (w/v) saline vial or IV bag in a sterile 1 mL or equivalent syringe. If 0.9% (w/v) saline is extracted from IV bags, the manufacturers recommendation for maximum number of needle punctures of the IV bag port must not be exceeded.

6.3 Measures to Minimize Bias: Randomization and Blinding

6.3.1 Randomization

All participants will be centrally assigned to randomized study intervention using an IRT. Before the study is initiated, user guides, the log in information, and directions for the IRT will be provided to each study site. Randomization will be stratified by age (≥ 18 to < 65 years, and ≥ 65 years), with at least 25% of participants to be enrolled in the older age stratum.

Where a participant does not meet all the eligibility criteria but incorrectly received study intervention, the investigator should inform the Study Physician immediately, and a discussion should occur between the Study Physician and the investigator regarding whether to continue or discontinue the participant.

6.3.2 Blinding

Neither the participant nor any of the investigators or Sponsor staff who are involved in the treatment or clinical evaluation and monitoring of the participants will be aware of the study intervention received. Since AZD1222 and placebo are visually distinct prior to dose preparation (due to differences in container closure), IMP will be handled by an unblinded pharmacist (or designee in accordance with local and institutional regulations) at the study site. Once drawn into syringes for administration, AZD1222 and placebo are not visually distinct from each other.

The IRT will provide the investigator(s) or pharmacists a dose tracking number to be allocated to the participant at the dispensing visit. Routines for this will be described in the IRT user manual that will be provided to each study site.

The randomization code should not be broken except in medical emergencies when the appropriate management of the participant requires knowledge of the treatment randomization. The investigator documents and reports the action to the Sponsor, without revealing the treatment given to participant to the Sponsor staff.

The Sponsor retains the right to break the code for SAEs that are unexpected and are suspected to be causally related to an investigational medicinal product and that potentially require expedited reporting to regulatory authorities. Randomization codes will not be broken for the planned analyses of data until all decisions on the evaluability of the data from each individual participant have been made and documented.

6.3.3 Procedures for Unblinding

The IRT will be programmed with blind-breaking instructions. In case of an emergency, in which the knowledge of the specific blinded study intervention will affect the immediate management of the participant's condition (eg, antidote available), the investigator has the sole responsibility for determining if unblinding of a participants' intervention assignment is warranted. Participant safety must always be the first consideration in making such a determination. If a participant's intervention assignment is unblinded, the Sponsor must be notified within 24 hours after breaking the blind.

6.4 Study Intervention Compliance

When participants are dosed at the study site, they will receive study intervention directly from the investigator or designee, under medical supervision. The date, and time if applicable, of dose administered will be recorded in the source documents and recorded in the eCRF. The dose of study intervention and study participant identification will be confirmed at the time of dosing by a member of the study site staff other than the person administering the study intervention.

6.5 Concomitant Therapy

Any medication or vaccine (including over-the-counter or prescription medicines) that the participant is receiving at the time of enrollment or receives during the period specified in the SoA (Section 1.3), must be recorded along with the information listed below. Vitamins and/or herbal supplements are not to be recorded.

- Reason for use
- Dates of administration including start and end dates
- Dosage information including dose and frequency

The Study Physician should be contacted if there are any questions regarding concomitant or prior therapy.

6.5.1 Permitted Concomitant Medications

Participants may take concomitant medications prescribed by their primary care provider for management of chronic medical conditions and/or for health maintenance. Primary care providers, or where appropriate investigators, should prescribe appropriate concomitant

medications or treatments deemed necessary to provide full supportive care and comfort during the study. Participants who develop COVID-19 after receiving study intervention may be treated with licensed products according to standard of care. All routine vaccinations other than influenza are permitted beginning > 30 days after last dose of study intervention. Licensed influenza vaccines are permitted at any time.

6.5.2 Prohibited Concomitant Medications

The following medications are prohibited. The Sponsor must be notified if a participant receives any of these prohibited medications.

- Investigational products indicated for the treatment or prevention of SARS-CoV-2 or COVID-19
Note: For participants who become hospitalized with COVID-19, receipt of licensed treatment options and/or participation in investigational treatment studies is permitted
- Receipt of any vaccine (licensed or investigational) other than licensed influenza vaccines within 30 days prior to and after administration of study intervention
- Glucocorticoids at a dose ≥ 20 mg/day of prednisone or equivalent given daily or on alternate days for ≥ 14 consecutive days between randomization and the participant's scheduled final visit
- Other systemically administered drugs with significant immunosuppressive activity, such as azathioprine, tacrolimus, cyclosporine, methotrexate, or cytotoxic chemotherapy between randomization and the participant's scheduled final visit

6.6 Dose Modification

Study intervention will be administered as described in Section 6.1.2. Dose modification is not permitted.

6.7 Intervention After the End of the Study

There is no intervention after the end of the study (see definition in Section 4.4).

7 DISCONTINUATION OF STUDY INTERVENTION AND PARTICIPANT DISCONTINUATION/WITHDRAWAL

7.1 Discontinuation of Study Intervention

Each participant will receive 2 doses of study intervention (see Section 6). An individual participant will not receive the first or second dose of study intervention if any of the following occur in the participant in question:

- 1 Withdrawal of consent after signing informed consent

- 2 Participant meets one or more of the exclusion criteria or fails to meet all inclusion criteria for study participation
- 3 Participant is pregnant or nursing
- 4 Any Grade ≥ 3 allergic reaction including anaphylaxis that is assessed as related to study intervention
- 5 Any SAE assessed as related to study intervention
- 6 Any AE that, in the judgment of the site investigator, is related to study intervention and may jeopardize the safety of the study participant

Each participant who has received at least one dose of study intervention will be followed for the full study period unless consent is withdrawn specifically from further study participation, or the participant is lost to follow-up. Participants who have not received study intervention, regardless of reason, will not be followed.

7.1.1 Study Suspension or Termination

The Sponsor reserves the right to temporarily suspend or permanently terminate this study or a component of the study at any time. The reasons for temporarily suspending the study may include, but are not limited, to the following:

- Any death, SAE, or other safety finding assessed as related to study intervention that in the opinion of the Sponsor may preclude further administration of study intervention

No additional participants will be randomized or treated with study intervention until review by the COVID-19 Vaccine DSMB is complete (see [Appendix A 5](#) for COVID-19 Vaccine DSMB information).

7.2 Participant Withdrawal from the Study

- A participant may withdraw from the study at any time at his/her own request, or may be withdrawn at any time at the discretion of the investigator for safety, behavioral, compliance, or administrative reasons. This is expected to be uncommon.
- A participant who considers withdrawing from the study must be informed by the investigator about modified follow-up options (eg, telephone contact, a contact with a relative or treating physician, or information from medical records).
- If the participant withdraws consent for disclosure of future information, the Sponsor may retain and continue to use any data collected before such a withdrawal of consent.
- If a participant withdraws from the study, it should be confirmed if he/she still agrees for existing samples to be used in line with the original consent. If he/she requests withdrawal of consent for use of samples, destruction of any samples taken and not tested should be carried out in line with what was stated in the informed consent and local regulation. The investigator must document the decision on use of existing samples in the site study records and inform the Sponsor Study Team.

7.3 Lost to Follow up

A participant will be considered lost to follow-up if he or she repeatedly fails to return for scheduled visits and is unable to be contacted by the study site.

The following actions must be taken if a participant fails to return to the clinic for a required study visit:

- The study site must attempt to contact the participant and reschedule the missed visit as soon as possible and counsel the participant on the importance of maintaining the assigned visit schedule and ascertain whether or not the participant wishes to and/or should continue in the study.
- Before a participant is deemed lost to follow-up, the investigator or designee must make every effort to regain contact with the participant (where possible, 3 telephone calls and, if necessary, a certified letter to the participant's last known mailing address or local equivalent methods). These contact attempts should be documented in the participant's medical record.
- Should the participant continue to be unreachable, he/she will be considered to have withdrawn from the study.

Discontinuation of specific sites or of the study as a whole are handled as part of [Appendix A](#).

8 STUDY ASSESSMENTS AND PROCEDURES

- Study procedures and their timing are summarized in the SoA (Section 1.3). Protocol waivers or exemptions are not allowed.
- Immediate safety concerns should be discussed with the Sponsor immediately upon occurrence or awareness to determine if the participant should continue or discontinue study intervention.
- Adherence to the study design requirements, including those specified in the SoA (Section 1.3) is essential and required for study conduct.
- All screening evaluations must be completed and reviewed to confirm that potential participants meet all eligibility criteria. The investigator will maintain a screening log to record details of all participants screened and to confirm eligibility or record reasons for screening failure, as applicable.
- Procedures conducted as part of the participant's routine clinical management (eg, blood count) and obtained before signing of the ICF may be utilized for screening or baseline purposes provided the procedures met the protocol-specified criteria and were performed within the time frame defined in the SoA.

8.1 Efficacy Assessments

8.1.1 Monitoring COVID-19 Symptoms

Study sites will contact participants weekly (telephone/email/text) through Day 360 with reminders to monitor for COVID-19 symptoms. Participants who present with at least one of the COVID-19 qualifying symptoms listed below must contact the study team. With the exception of fever, shortness of breath, or difficulty breathing, the symptom must be present for 2 or more days.

If a participant presents with a COVID-19 qualifying symptom(s) on Days 1-3, the nasal swab collected on Day 1 will be tested locally for SARS-CoV-2 (see Section 8.6.1.1). If positive, the participant will be instructed to initiate illness visits. If negative, the participant will continue with scheduled assessments per their assigned study (ie, main study [Table 2] or substudy [Table 3]).

Participants who present with a COVID-19 qualifying symptom(s) after Day 3 will be instructed to initiate illness visits and be tested for SARS-CoV-2.

COVID-19 Qualifying Symptoms

Participant must present with at least one of the following symptoms	
Duration	Symptom
No minimum duration	Fever
	Shortness of breath
	Difficulty breathing
Must be present for ≥ 2 days	Chills
	Cough
	Fatigue
	Muscle aches
	Body aches
	Headache
	New loss of taste
	New loss of smell
	Sore throat
	Congestion
	Runny nose
	Nausea
	Vomiting
Diarrhea	

Adapted from (CDC, 2020).

8.1.2 Illness Visits

Symptomatic participants (as defined in Section 8.1.1) will be instructed to visit the study site for initiation of illness assessments (Table 4); where supported, home or mobile visits may be substituted for the site visits. Symptomatic participants will complete the Day 1 illness visit and will be instructed to continue with the home collection requirements. SARS-CoV-2 RT-PCR results will be available during the home collection period and participants will be informed of their status. The results of the COVID-19 RT-PCR testing should also be reported to the participants' primary care providers. Only participants who test positive will be instructed to continue with the illness visits, including home collection requirements and digital health device and Illness e-Diary recordings. Participants who test negative for SARS-CoV-2 will be instructed to stop all illness visit assessments and return the digital health device. Participants will continue with follow-up visits per their assigned study (ie, main study [Table 2] or substudy [Table 3]).

8.1.2.1 SARS-CoV-2 Testing and Other Virology Assessments

At the Day 1 illness visit, mid-turbinate nasal swabs and nasopharyngeal swabs will be collected and tested for SARS-COV-2 by authorized RT-PCR assays (see Section 8.6.1.1).

Saliva will be collected during site illness visits and by self-collection at home throughout the illness visits to quantify duration of viral shedding. Other virology assessments are described in Section 8.6.

8.1.2.2 Digital Health Device

At the Day 1 illness visit, participants will receive a wearable, digital health device (eg, Current Health Monitoring System) and be trained on use of the biosensor. The digital health device will continuously track biophysical parameters, including but not limited to, serial measurements of skin temperature, heart rate, respiratory rate, blood oxygen saturation, and physical activity.

Data will be obtained from the biosensor and transmitted via a wireless hub from the participant to the vendor platform. The investigator can monitor participant vital signs and receive alerts if there are clinically significant changes. The data from the device are intended to provide an early indication of worsening health status that would allow the investigator to provide appropriate follow-up. The data are not intended to substitute for protocol-mandated standard safety monitoring, participant self-reporting, or investigator oversight.

Along with the device, participants will be provided with a paper-based Quick Start Guide containing general instructions for the device as well as frequently asked questions. A reference copy of the document will be retained in the Site Master File.

Participants who test positive for SARS-CoV-2 will be instructed to continue wearing the digital health device until the COVID-19-associated symptoms resolve or until the Day 28 illness visit. Participants who test negative and stop the illness visits will be instructed to return the digital health device.

8.1.2.3 Illness e-Diary

An Illness e-Diary will be used to collect self-reported information about COVID-19-associated symptoms (listed below per CDC (CDC, 2020)). At the Day 1 illness visit, participants (or, if applicable, their caregiver, surrogate, or legally authorized representative) will be given access to the Illness e-Diary and trained by study staff on how to record the information and assess the severity of the symptoms.

Participants who test positive for SARS-CoV-2 will be instructed to continue recording in the Illness e-Diary until symptoms resolve or until the Day 28 illness visit. Participants who test negative will be instructed to stop Illness e-Diary recording.

Study sites will monitor the health status of participants via Illness e-Diary responses after the Day 1 illness visit, and will call participants as needed based on these responses.

COVID-19 Symptoms

- Fever
- Shortness of breath
- Difficulty breathing
- Chills
- Cough
- Fatigue
- Muscle aches
- Body aches
- Headache
- New loss of taste
- New loss of smell
- Sore throat
- Congestion
- Runny nose
- Nausea
- Vomiting
- Diarrhea

8.1.3 Severe COVID-19

The severity of COVID-19 will be evaluated in participants who test positive for SARS-CoV-2 by RT-PCR. A diagnosis of severe or critical COVID-19 will include

laboratory-confirmed COVID-19 (SARS-CoV-2 RT-PCR-positive symptomatic illness) plus any of the following:

- Clinical signs at rest indicative of severe systemic illness (respiratory rate ≥ 30 breaths per minute, heart rate ≥ 125 beats per minute, oxygen saturation $\leq 93\%$ on room air at sea level, or partial pressure of oxygen to fraction of inspired oxygen ratio < 300 mm Hg)
- Respiratory failure (defined as needing high-flow oxygen, noninvasive ventilation, mechanical ventilation or extracorporeal membrane oxygenation)
- Evidence of shock (systolic blood pressure < 90 mm Hg, diastolic blood pressure < 60 mm Hg, or requiring vasopressors)
- Significant acute renal, hepatic, or neurologic dysfunction
- Admission to an intensive care unit
- Death

8.1.4 Medical Notes Review

With the participant's consent, the study team will request access to medical notes or submit a data collection form for completion by attending clinical staff on any medically-attended COVID-19 episodes. Any data relevant for assessment of the efficacy endpoints or vaccine-associated enhanced respiratory disease (see Section 8.3.9) will be collected. These are likely to include, but not limited to, information on intensive care unit admissions, clinical parameters such as oxygen saturation, respiratory rates and vital signs, need for oxygen therapy, need for ventilatory support, imaging, blood tests results, and overall outcome (survival or death).

8.1.5 Monitoring for Asymptomatic Infection

Blood samples will be collected according to the SoA (Section 1.3) for SARS-CoV-2 serology testing to monitor participants for asymptomatic infection. See description of assessment in Section 8.5.2.1.

8.2 Safety Assessments

Planned time points for all safety assessments are provided in the SoA (Section 1.3).

8.2.1 Physical Examinations

A complete physical examination will be performed at screening followed by targeted physical examinations as specified in the SoA (Section 1.3).

- A complete physical examination will include, but not be limited to, assessment of height, weight, general appearance, head, ears, eyes, nose, throat, neck, skin, as well as cardiovascular, respiratory, abdominal, and nervous systems. Each clinically significant abnormal finding at screening will be recorded in the medical history.

- A targeted physical examination will include areas suggested by the medical history. Each clinically significant abnormal finding following vaccination will be recorded as an AE.
- All physical examinations will be performed by a licensed healthcare provider (eg, physician, physician assistant, or licensed nurse practitioner).

8.2.2 Vital Signs

Vital signs, including heart rate, pulse oximetry, blood pressure, and body temperature, will be performed as specified in the SoA (Section 1.3). The participant should be resting prior to the collection of vital signs.

Data collected through the digital health device on heart rate, respiratory rate, temperature, and oxygen saturation level will be recorded as exploratory efficacy measurements and should not be reported as AEs unless resulting in an MAAE or SAE.

Situations in which vital sign results should be reported as AEs are described in Section 8.3.5.

8.2.3 Clinical Laboratory Assessments

A Laboratory Manual will be provided to the sites that specifies the procedures for collection, processing, storage, and shipment of samples, as well as laboratory contact information, specific to this clinical study.

For women participants of childbearing potential, a urine sample for pregnancy testing will be collected according to the SoA (Section 1.3). Urine pregnancy tests for β -hCG may be performed at the site using a licensed test (dipstick). If urine tests positive or indeterminate, a quantitative serum β -hCG will be performed for confirmation.

Additional safety samples may be collected if clinically indicated at the discretion of the investigator

8.3 Adverse Events and Serious Adverse Events

The principal investigator is responsible for ensuring that all staff involved in the study are familiar with the content of this section.

The definitions of an AE or SAE can be found in [Appendix B](#).

All AEs are considered to be unsolicited AEs (collected by ‘open question’ at study visits) unless categorized as solicited AEs recorded in the substudy only.

Solicited AEs are local or systemic predefined events for assessment of reactogenicity. Solicited AEs will be collected in a Solicited AE e-Diary only for participants in the substudy (see Section 8.3.7), and will be assessed separately from the (unsolicited) AEs collected during the study.

General information for AEs in this protocol excludes solicited AEs.

AEs will be reported by the participant (or, when appropriate, by a caregiver, surrogate, or the participant's legally authorized representative).

The investigator and any designees are responsible for detecting, documenting, and recording events that meet the definition of an AE.

8.3.1 Time Period and Frequency for Collecting AE and SAE Information

AEs will be recorded for 28 days post each dose of study intervention.

Solicited AEs will be recorded only for participants in the substudy for 7 days post each dose of study intervention.

SAEs will be recorded from the time of signature of the informed consent form through the last participant contact.

MAAEs and AESIs will be recorded from Day 1, post treatment, through the last participant contact.

See the SoA (Section 1.3) for the scheduled timepoints.

If the investigator becomes aware of an SAE with a suspected causal relationship to the study intervention that occurs after the end of the clinical study in a participant treated by him or her, the investigator shall, without undue delay, report the SAE to the Sponsor.

8.3.2 Follow-up of AEs and SAEs

Any AEs that are unresolved at the participant's last AE assessment in the study are followed up by the investigator for as long as medically indicated, but without further recording in the eCRF. The Sponsor retains the right to request additional information for any participant with ongoing AE(s)/SAE(s) at the end of the study, if judged necessary.

AE variables

The following variables will be collected for each AE:

- AE (verbatim)
- Date when the AE started and stopped
- Severity grade/maximum severity grade/changes in severity grade
- Whether the AE is serious or not
- Investigator causality rating against the study intervention (yes or no)
- Action taken with regard to study intervention

- AE caused participant's withdrawal from study (yes or no)
- Outcome

In addition, the following variables will be collected for SAEs:

- Date AE met criteria for SAE
- Date investigator became aware of SAE
- AE is serious due to
- Date of hospitalization
- Date of discharge
- Probable cause of death
- Date of death
- Autopsy performed
- Causality assessment in relation to study procedure(s)
- Causality assessment to other medication

The grading scales from US FDA guidance for healthy volunteers enrolled in a preventive vaccine clinical study ([FDA, 2007](#)) will be utilized for all unsolicited events with an assigned severity grading.

8.3.3 Causality Collection

The investigator should assess causal relationship between study intervention and each AE, and answer 'yes' or 'no' to the question 'Do you consider that there is a reasonable possibility that the event may have been caused by the investigational product?'

For SAEs, causal relationship should also be assessed for other medication and study procedures. Note that for SAEs that could be associated with any study procedure the causal relationship is implied as 'yes.'

A guide to the interpretation of the causality question is found in [Appendix B](#).

8.3.4 Adverse Events Based on Signs and Symptoms

All AEs spontaneously reported by the participant or reported in response to the open question from the study site staff: 'Have you had any health problems since the previous visit/you were last asked?', or revealed by observation will be collected and recorded in the eCRF. When collecting AEs, the recording of diagnoses is preferred (when possible) to recording a list of signs and symptoms. However, if a diagnosis is known and there are other signs or symptoms

that are not generally part of the diagnosis, the diagnosis and each sign or symptom will be recorded separately.

8.3.5 Adverse Events Based on Examinations and Tests

The results from the Clinical Study Protocol-mandated vital signs will be summarized in the CSR.

Deterioration as compared to baseline in protocol-mandated vital signs should therefore only be reported as AEs if they fulfil any of the SAE or MAAE criteria or are considered to be clinically relevant as judged by the investigator (which may include but not limited to consideration as to whether treatment or non-planned visits were required).

If deterioration in a vital sign is associated with clinical signs and symptoms, the sign or symptom will be reported as an SAE or MAAE, and the associated vital sign will be considered as additional information.

8.3.6 Hy's Law

Cases where a participant shows elevations in liver biochemistry may require further evaluation. Any occurrences of AST or ALT $\geq 3 \times$ ULN together with total bilirubin $\geq 2 \times$ ULN *and* confirmed as a Hy's Law case should be reported as an SAE.

Hy's Law

AST or ALT $\geq 3 \times$ ULN together with TBL $\geq 2 \times$ ULN, where no other reason, other than the study intervention, can be found to explain the combination of increases, eg, elevated ALP indicating cholestasis, viral hepatitis, another drug. The elevation in transaminases must precede or be coincident with (ie, on the same day) the elevation in TBL, but there is no specified timeframe within which the elevations in transaminases and TBL must occur.

8.3.7 Solicited Adverse Events (Only for Substudy)

Local and systemic predefined solicited AEs for reactogenicity assessment ([Table 8](#)) will be collected in a Solicited AE e-Diary for 7 days following administration of each dose of study intervention only from participants in the substudy.

Solicited AEs should not be reported as unsolicited AEs (see [Section 8.3](#)). However, solicited AEs should be reported as SAEs or MAAEs if they fulfil the criteria (see [Sections 8.3](#) and [8.3.8](#), respectively).

Table 8 List of Predefined Solicited Adverse Events for Reactogenicity Assessment

Local	Systemic
Pain at the site of injection	Fever (> 100 °F [> 37.8 °C]) ^a
Erythema/redness at the site of injection ^b	Chills
Tenderness	Muscle pains
Induration/swelling at the site of the injection ^b	Fatigue
	Headache
	Malaise
	Nausea
	Vomiting

^a Fever measured by any route. Investigators who consider a temperature lower than this cutoff as a fever or a ‘fever’ reported by participants without documentation by a thermometer should record the event as ‘elevated body temperature.’

^b Swelling and redness must be ≥ 0.25 inches (≥ 0.6 centimeters) in diameter.

Solicited AE e-Diary

On Day 1, participants in the substudy (or, if applicable, their caregiver, surrogate, or legally authorized representative) will be given an oral thermometer, tape measure, and access to the Solicited AE e-Diary, with instructions on use, along with the emergency 24-hour telephone number to contact the on-call study physician if needed.

Participants will be instructed to record for 7 days following administration of each dose of study intervention, the timing and severity of local and systemic solicited AEs, if applicable, and whether medication was taken to relieve the symptoms.

Severity Assessment of Solicited AEs

Severity will be assessed for solicited AEs by the participant (or, if applicable, their caregiver, surrogate, or legally authorized representative) according to toxicity grading scales modified and abridged from the US FDA guidance (FDA, 2007) as defined in D 3. Because solicited AEs are expected to occur after vaccination, they will not be assessed for relationship to study intervention.

8.3.8 Medically Attended Adverse Events

MAAEs will be collected according to the timepoints specified in the SoA (Section 1.3).

MAAEs are defined as AEs leading to medically-attended visits that were not routine visits for physical examination or vaccination, such as an emergency room visit, or an otherwise unscheduled visit to or from medical personnel (medical doctor) for any reason. AEs,

including abnormal vital signs, identified on a routine study visit or during the scheduled illness visits will not be considered MAAEs.

8.3.9 Adverse Events of Special Interest

AESIs will be collected according to the timepoints specified in the SoA (Section 1.3).

AESIs are events of scientific and medical interest specific to the further understanding of study intervention safety profile and require close monitoring and rapid communication by the investigators to the Sponsor. An AESI can be serious or non-serious. All AESIs will be recorded in the eCRF. Serious AESIs will be recorded and reported as per Section 8.3.10.

AESIs for AZD1222 are listed below. They are based on Brighton Collaboration case definitions (SPEAC, 2020), as described in Appendix F. See also the AZD1222 IB, Section 5.5, for additional information on AESIs.

Brighton Collaboration AESIs

AESIs relevant to vaccination in general include:

- Neurologic
 - Generalized convulsion
 - Guillain-Barre syndrome
 - Acute disseminated encephalomyelitis
- Immunologic
 - Vasculitides
 - Anaphylaxis
 - Vaccine-associated enhanced respiratory disease
- Hematologic
 - Thrombocytopenia

8.3.10 Reporting of Serious Adverse Events

All SAEs have to be reported, whether or not considered causally related to the study intervention, or to the study procedure(s). All SAEs will be recorded in the eCRF.

If any SAE occurs in the course of the study, investigators or other site personnel will inform the appropriate Sponsor representatives within one day ie, immediately but **no later than 24 hours** of when he or she becomes aware of it.

The designated Sponsor representative will work with the investigator to ensure that all the necessary information is provided to the AstraZeneca Patient Safety data entry site **within**

one calendar day of initial receipt for fatal and life-threatening events **and within 5 calendar days** of initial receipt for all other SAEs.

For fatal or life-threatening AEs where important or relevant information is missing, active follow-up will be undertaken immediately. Investigators or other site personnel will inform Sponsor representatives of any follow-up information on a previously reported SAE within one calendar day, ie, immediately but no later than 24 hours of when he or she becomes aware of it.

Once the investigators or other site personnel indicate an AE is serious in the EDC system, an automated email alert is sent to the designated Sponsor representative.

If the EDC system is not available, then the investigator or other study site staff reports an SAE to the appropriate Sponsor representative by telephone or other method.

The Sponsor representative will advise the investigator/study site staff how to proceed.

For further guidance on the definition of an SAE, see [Appendix B](#).

The reference document for definition of expectedness is the AZD1222 IB, Section 5.6.

8.3.11 Pregnancy

All pregnancies and outcomes of pregnancy with conception dates following administration of study intervention should be reported to the Sponsor, except if the pregnancy is discovered before the participant has received any study intervention.

8.3.11.1 Maternal Exposure

Female participants who are pregnant or have a confirmed positive pregnancy test at screening or Day 1 will be excluded from the study (see Section 5.2). Pregnancy itself is not regarded as an AE unless there is a suspicion that the study intervention may have interfered with the effectiveness of a contraceptive medication. Congenital abnormalities/birth defects and spontaneous miscarriages should be reported and handled as SAEs. Elective abortions without complications should not be handled as AEs. The outcome of all pregnancies (spontaneous miscarriage, elective termination, ectopic pregnancy, normal birth or congenital abnormality) should be followed up and documented even if the participant was discontinued from the study.

If any pregnancy occurs in the course of the study, then the investigator or other site personnel informs the appropriate Sponsor representatives within **1 day**, ie, immediately but **no later than 24 hours** of when he or she becomes aware of it.

The designated Sponsor representative works with the investigator to ensure that all relevant information is provided to the AstraZeneca Patient Safety data entry site **within 1 or 5 calendar days** for SAEs (see Section 8.3.10) and **within 30 days** for all other pregnancies that are not associated with an SAEs.

The same timelines apply when outcome information is available.

The PREGREP module in the eCRF is used to report the pregnancy and the paper-based PREGOUT module may be used to report the outcome of the pregnancy.

8.3.12 Medication Error

If a medication error occurs, then the investigator or other site personnel informs the appropriate Sponsor representatives within **1 day**, ie, immediately but **no later than 24 hours** of when he or she becomes aware of it.

The designated Sponsor representative works with the investigator to ensure that all relevant information is completed within **1** (Initial Fatal/Life-Threatening or follow up Fatal/Life-Threatening) **or 5** (other serious initial and follow up) **calendar days** if there is an SAE associated with the medication error (see Section 8.3.10) and **within 30 days** for all other medication errors.

The definition of a Medication Error can be found in [Appendix B 4](#).

8.3.13 Medical Device Deficiencies

Any deficiency observed with the digital health device (third-party medical device) will be collected and reported to the manufacturer by the investigators or other site personnel within one day ie, immediately but no later than 24 hours of when he or she becomes aware of it.

A medical device deficiency is an inadequacy of a medical device with respect to its identity, quality, durability, reliability, safety, or performance. Medical device deficiencies include malfunctions, use errors, and information supplied by the manufacturer.

The manufacturer's medical device complaint report will be used to collect the deficiency.

8.4 Overdose

For this study, any dose of study intervention exceeding that specified in the protocol will be considered an overdose.

There is no specific treatment for an overdose with AZD1222. If overdose occurs, the participant should be treated supportively with appropriate monitoring as necessary.

- An overdose with associated AEs is recorded as the AE diagnosis/symptoms on the relevant AE modules in the eCRF and on the Overdose eCRF module
- An overdose without associated symptoms is only reported on the Overdose eCRF module

If an overdose occurs in the course of the study, the investigator or other site personnel inform appropriate Sponsor representatives immediately, but **no later than 24 hours** after when he or she becomes aware of it.

The designated Sponsor representative works with the investigator to ensure that all relevant information is provided to the AstraZeneca Patient Safety data entry site **within one or 5 calendar days** for overdoses associated with an SAE (see Section 8.3.10) and **within 30 days** for all other overdoses.

8.5 Human Biological Samples

Instructions for the collection and handling of biological samples will be provided in the study-specific laboratory manual. Samples should be stored in a secure storage space with adequate measures to protect confidentiality. Further details on Handling of Human Biological Samples are provided in [Appendix C](#).

Samples will be stored for a maximum of 15 years from the date of the issue of the CSR in line with consent and local requirements, after which they will be destroyed/repatriated.

Remaining biological sample aliquots will be retained at the Sponsor or its designee for a maximum of 15 years following issue of the CSR. Additional use excludes genetic analysis unless participant has consented to the Optional Genomics Initiative, Section 8.7 and includes but is not limited to, analysis of COVID-19 and other coronavirus-related diseases or vaccine-related responses, eg, exploratory immunology, such as systems serology and profiling of B- and T-cell repertoire. The results from further analysis will not be reported in the CSR.

8.5.1 Pharmacokinetics

PK parameters are not evaluated in this study.

8.5.2 Immunogenicity Assessments

Serum samples for immunogenicity assessments will be collected according to the SoA (Section 1.3). Samples will be collected, labelled, stored, and shipped as detailed in the Laboratory Manual. Results for exploratory immunogenicity analyses may be reported separately from the CSR.

8.5.2.1 SARS-CoV-2 Serology Assessments

Serum samples will be collected to assess SARS-CoV-2 antigen-specific antibody levels from all participants according to the SoA (Section 1.3). Authorized laboratories will assess serologic responses to AZD1222 by the rate of participants seroconverting from negative to positive as defined by a validated immunoassay directed at the SARS-CoV-2 S antigen. The rate of asymptomatic SARS-CoV-2 infection in participants receiving AZD1222 vs placebo will be determined by seroconversion in a SARS-CoV-2 N assay operated by an authorized laboratory. Serologic assessment to S, RBD, and N antigens will also be assessed quantitatively using a validated multiplexed MSD immunoassay.

8.5.2.2 SARS-CoV-2 Neutralizing Antibody Assessments

Serum samples to measure SARS-CoV-2 neutralizing antibody levels will be collected from participants in the substudy according to the timepoints specified in the SoA (Section 1.3). Authorized laboratories will measure neutralizing antibodies to SARS-CoV-2 using validated wild-type neutralization assay or pseudo-neutralization assays.

8.5.2.3 Assessment of Mucosal Responses

Nasal samples to evaluate SARS-CoV-2 antigen-specific antibody responses in nasal secretions will be collected from participants in the substudy and during illness visits according to the SoA (Section 1.3). Nasal adsorption specimens will be collected by synthetic absorptive matrix sampling as outlined in the laboratory manual. Antibody responses to SARS-CoV-2 S, RBD, and N antigens may be assessed in a qualified multiplexed MSD immunoassay and stratified by antibody isotype (IgA, IgG, IgM).

8.5.2.4 Assessment of Cell-mediated Immune Responses

Cell-mediated immune responses (ie, B-cell and T-cell responses) will be assessed by characterizing PBMCs using methods that may include T-cell ELISpot assays to SARS-CoV-2 antigens, flow cytometry after intracellular cytokine staining, single-cell RNA sequencing, B-cell and T-cell receptor sequencing, and other methodology as determined by the Sponsor and/or authorized laboratories. Data on Th1/Th2 polarization after AZD1222 vaccination will be provided and may be reported separately from the CSR. Samples will be collected from up to approximately 300 participants in the substudy and from up to 3 000 participants during the Day 1 illness visit, as well as participants who have a positive SARS-CoV-2 RT-PCR result at timepoints specified in the SoA (Section 1.3).

Additionally, plasma will be isolated from the whole blood samples collected to isolate PBMCs, which may be utilized for exploratory immunogenicity and biomarker analyses as outlined in Section 8.6.2.

8.5.2.5 Additional Serum Immunogenicity

Additional serum samples for exploratory immunogenicity evaluation will be obtained according to the SoA (Section 1.3). Serologic assessment to seasonal coronavirus antigens will also be assessed quantitatively using a qualified multiplexed MSD immunoassay, while anti-vector immune responses (ie ChAdOx1 neutralizing antibody responses) will characterize the induction of antibodies to the ChAdOx1 vector and the persistence of these antibodies over time. Exploratory sera samples may be utilized to investigate additional humoral and cellular immune responses as well as potential correlates of protection as determined by the Sponsor and/or authorized laboratories based upon emerging safety, efficacy, and immunogenicity data.

8.5.3 Pharmacodynamics

Pharmacodynamics are not evaluated in this study.

8.6 Human Biological Sample Biomarkers

8.6.1 Collection of Mandatory Samples for Biomarker Analysis

By consenting to participate in the study, the participant consents to participate in the mandatory research components of the study.

Samples for biomarker research are required and will be collected from participants during illness visits as specified in the SoA (Section 1.3). Mid-turbinate nasal and nasopharyngeal swabs will be collected at site illness visits for virologic assessments. Saliva samples will be collected at site illness visits and by the participants during the home-collection period. These biomarker measurements will support our understanding of potential correlates of protection, duration of immune responses, and correlations between immunogenicity and reactogenicity. Details for sample collection, processing, and testing will be provided in the Laboratory Manual.

Any results from such analyses may be reported separately from the CSR.

8.6.1.1 Virologic Assessments

Instructions for obtaining and processing mid-turbinate nasal swabs and nasopharyngeal swab samples are provided in the Laboratory Manual. Mid-turbinate nasal and nasopharyngeal swabs will be assessed by authorized RT-PCR assays for the detection of SARS-CoV-2 by local and central laboratories, respectively. Genotypic analysis of the viral S protein will be performed by next generation sequencing modalities. Additionally, a validated multiplexed respiratory panel will be utilized to assess for the presence of other respiratory pathogens in nasopharyngeal swabs in a central laboratory operated on behalf of the Sponsor.

8.6.1.2 Assessment of Viral Shedding

Viral shedding will be assessed in saliva samples collected at site illness visits or self-collected at home, by an authorized RT-PCR assay for the qualitative measurement of SARS-CoV-2.

8.6.2 Other Study-related Biomarker Research

Already collected samples may be analyzed for different biomarkers thought to play a role in COVID-19 severity or outcomes including, but not limited to serum, plasma or mucosal cytokines, quantification of RNA, micro-RNA, and/or non-coding RNA using quantitative RT-PCR, microarray, sequencing, or other technology in blood, PBMCs, or mucosal specimens to evaluate their association with observed clinical responses to AZD1222. Other study-related biomarker research excludes genetic analysis unless participant has consented to the Optional Genomics Initiative, Section 8.7.

For storage, re-use, and destruction of biomarker samples see Section 8.5.

8.7 Optional Genomics Initiative Sample

Collection of optional samples for Genomics Initiative research is also part of this study as specified in the SoA (Section 1.3) and is subject to agreement in the Optional Genetic Research Information ICF.

Blood sample for DNA isolation will be collected from participants who have consented to participate in the genetic analysis component of the study. Participation is optional. Participants who do not wish to participate in the genetic research may still participate in the study.

See [Appendix D](#) for information regarding the Genomics Initiative genetic sample. Details on processes for collection and shipment and destruction of these samples can be found either in the appendices or in the Laboratory Manual.

For storage and destruction of genetic samples see [Appendix D](#).

8.8 Medical Resource Utilization and Health Economics

Medical resource utilization and health economics are not applicable in this study.

9 STATISTICAL CONSIDERATIONS

9.1 Statistical Hypotheses

The primary efficacy endpoint is a binary response, whereby a participant is defined as a COVID-19 case if their first case of SARS-CoV-2 RT-PCR-positive symptomatic illness occurs ≥ 15 days post second dose of study intervention. Otherwise, a participant is not

defined as a COVID-19 case. VE will be calculated as 1-relative risk, which is the incidence of infection in the vaccine group relative to the incidence of infection in the control group. The null hypothesis is: VE is equal to 30%. Whereas, the alternative hypothesis is: VE is not equal to 30%. That is:

- Null hypothesis: $VE = 30\%$
- Alternative hypothesis: $VE \neq 30\%$

The primary efficacy endpoint will be formally assessed at 2 time points during the study, giving an interim analysis and a primary analysis. A Pocock boundary for 2 sequential tests will be used to control the overall Type I error rate at 5%. At the interim and primary analyses, VE will be presented with a 2-sided 97.06% CI, and statistical significance will be achieved if the corresponding p-value is ≤ 0.0294 . The success criterion for the study will be statistical significance with an observed VE point estimate of at least 50%.

9.2 Sample Size Determination

Approximately 33 000 participants will be screened such that approximately 30 000 participants will be randomized in a 2:1 ratio to receive 2 IM doses of either 5×10^{10} vp (nominal, $\pm 1.5 \times 10^{10}$ vp) AZD1222 (the active group, n = approximately 20 000) or saline placebo (the control group, n = approximately 10 000) 4 weeks apart.

Note: 'Enrolled' means a participant's, or their legally acceptable representative's, agreement to participate in a clinical study following completion of the informed consent process. Potential participants who are screened for the purpose of determining eligibility for the study, but are not randomly assigned/assigned in the study, are considered 'screen failures,' unless otherwise specified by the protocol.

The sample size calculations are based on the primary efficacy endpoint and were derived following a modified Poisson regression approach (Zou, 2004). The calculations account for an interim and primary analysis, and the timing of these analyses will be driven by the number of events observed in the study. The interim analysis will be carried out when approximately 50% of the total amount of statistical information is available. A Pocock boundary has been used to account for multiplicity, where the Type I error at the interim and primary analyses is 2.939% such that the overall Type I error is controlled at 5%. The calculations assume minimal loss to follow-up as it is anticipated that participants will remain engaged in the study. All participants will be followed for the entire duration of the study.

For the primary efficacy analysis, approximately 80 events are required across the active and control groups within the population of participants who are not seropositive at baseline to detect a VE of 70% with > 90% power. These calculations assume an observed attack rate of

0.5% and are based on a 2-sided test, where the lower bound of the 2-sided 97.06% CI for VE is required to be greater than 30% with an observed point estimate of at least 50%.

An interim efficacy analysis will be conducted when approximately 40 events have been reported across the active and control groups within the population of participants who are not seropositive at baseline, which will give > 65% power to detect a VE of 70%. Similar to the primary analysis, these calculations assume an observed attack rate of 0.5% and are based on a 2-sided test, where the lower bound of the 2-sided 97.06% CI for VE is required to be greater than 30% and an observed point estimate of at least 50%. A statistically significant finding at the interim analysis will not be considered a reason to stop the study, but instead will be interpreted as early assessment of efficacy.

Note that if the underlying annualized attack rate is higher than 0.5%, the interim and primary analyses will be carried out earlier and the change in incidence will not result in a change in the required number of observed cases.

9.3 POPULATIONS FOR ANALYSES

The following populations are defined:

Table 9 Populations for Analysis

Population	Description
All participants analysis set	All participants screened for the study, to be used for reporting disposition and screening failures.
Full analysis set	All randomized participants who received at least one dose of study intervention, irrespective of their protocol adherence and continued participation in the study. Participants will be analyzed according to their randomized treatment irrespective of whether or not they have prematurely discontinued, according to the intent-to-treat principle. Participants who withdraw consent or assent to participate in the study will be included up to the date of their study termination.
Per-protocol analysis set	The per-protocol analysis set will include subjects in full analysis set who receive the correct dose of randomized treatment and who do not have a serious protocol deviation. Detailed criteria defining this analysis set will be documented in the Statistical Analysis Plan.
Safety analysis set	The safety analysis set consists of all participants who have received at least one dose of study intervention. Erroneously-treated participants (eg, those randomized to treatment A but were actually given treatment B) are accounted for in this analysis set by assigning them to the treatment they actually received. A participant who has on one or several occasions received active study intervention is classified as active.

9.4 Statistical Analyses

The primary DBL will occur after 80 events have been observed for the primary endpoint (see Section 9.2) within the population of participants who are not seropositive at baseline. All participants in the study will be assessed for efficacy and safety for 2 years following the first dose of study intervention (Day 730). The final DBL will occur when all participants have completed the study.

The SAP will be finalized prior to the primary DBL and will include a more technical and detailed description of the statistical analyses described in this section. This section is a summary of the planned statistical analyses of the most important endpoints, including primary and key secondary endpoints.

All personnel involved in the analyses of the study will remain blinded until the primary DBL and protocol deviations are identified.

Analyses will be performed by the Sponsor or its representatives.

Categorical variables will be summarized using frequency and percentages, where the denominator for calculation is the underlying analysis set population unless otherwise stated.

Continuous variables will be summarized with descriptive statistics of number of available observations, mean, standard deviation, median, minimum and maximum, and quartiles where more appropriate.

All point estimates will be presented together with a 95% CI, unless otherwise stated. P-values, corresponding to a 2-sided test, will be presented for comparisons between treatments. Methods for controlling multiplicity across endpoints are discussed in Section 9.4.4.

9.4.1 General Considerations

The primary efficacy analysis will be based on the double-blind, placebo-controlled phase of the study, and will compare participants randomized to receive 2 nominal doses of 5×10^{10} vp ($\pm 1.5 \times 10^{10}$ vp) AZD1222 against participants randomized to saline placebo.

The primary estimand will be used for the analysis of the primary efficacy endpoint. It will be based on participants in the full analysis set, defined as all randomized participants who received at least 1 dose of study intervention excluding those participants who are seropositive at baseline, analyzed according to their randomized treatment. For participants with multiple events, only the first occurrence will be used for the primary efficacy endpoint analysis. The set of intercurrent events for this estimand consists of participants who withdraw from the study prior to having met the primary efficacy endpoint. The intercurrent events will be

handled using the treatment policy strategy and the absence of data following these participants' withdrawal will be treated as missing.

Additional estimands will be specified for the primary efficacy endpoint to carry out sensitivity analyses for assessing the robustness of results. These sensitivity analyses will explore different methods for handling intercurrent events and different assumptions for missing data. Estimands will also be specified for the analysis of secondary endpoints. Full details will be provided in the SAP.

Demography and baseline characteristics will be summarized by treatment for the full analysis set. If there are major differences between the full analysis set and the safety analysis set, the summaries will be repeated and presented for the safety analysis set.

9.4.2 Efficacy

9.4.2.1 Primary Endpoint

The primary endpoint is the first case of SARS-CoV-2 RT-PCR-positive symptomatic illness occurring ≥ 15 days post second dose of study intervention. Participants will be included in the primary endpoint if they have RT-PCR-confirmed SARS-CoV-2 and meet the following criteria at any point from their initial illness visit at the site (Day 1) through their second illness visit (Day 14):

1 One or more Category A findings

OR

2 Two or more Category B findings

Category A:

- Pneumonia by diagnosed by chest x-ray, or CT scan
- Oxygen saturation of $\leq 94\%$ on room air or requiring either new initiation or escalation in supplemental O₂
- New or worsening dyspnea/shortness of breath

Category B:

- Fever > 100 °F (> 37.8 °C) or feverishness
- New or worsening cough
- Myalgia/muscle pain
- Fatigue that interferes with activities of daily living
- Vomiting and/or diarrhea (only one finding to be counted toward endpoint definition)
- Anosmia and/or ageusia (only one finding to be counted toward endpoint definition)

The primary efficacy endpoint will be assessed at 2 milestones during the study, giving an interim analysis (see Section 9.5) and a primary analysis. The timing of these analyses will be driven by the number of events observed in the study within the subset of participants who are not seropositive at baseline. The interim analysis will be carried out when approximately 40 events have been observed, and the primary analysis will be carried out when approximately 80 events have been observed (see Section 9.2). A final analysis will also be carried out when all participants have completed the 2-year study. However, the final analysis will not be controlled for multiplicity and statistical hypotheses will be tested at a nominal 5% significance level (based on a 2-sided test).

As the primary efficacy analysis, the plan is to use the primary estimand and a Poisson regression model with robust variance (Zou, 2004) to analyze the primary efficacy endpoint, which will include age as a baseline covariate. The VE will be estimated from the model, which will give the RRR in the incidence of SARS-CoV-2 RT-PCR-positive symptomatic illness. VE is calculated as $RRR=100*(1-\text{relative risk})$, which is the incidence of infection in the vaccine group relative to the incidence of infection in the control group expressed as a percentage. For the interim and primary analyses, VE will be presented with a 2-sided 97.06% CI, which is based on a Pocock boundary for 2-group sequential tests. The corresponding 2-sided p-value will also be presented from the model, which will test the null hypothesis that the VE is equal to 30%. Statistical significance will be achieved if the p-value is ≤ 0.0294 . The success criterion for the study will be statistical significance with an observed VE point estimate of at least 50%.

Model assumptions will be checked and the robustness of the primary analysis will be assessed. The Poisson regression model with robust variance has the flexibility for exploring multiple imputation approaches using, eg, the observed placebo attack rate to impute missing data. If the Poisson regression model with robust variance fails to converge, an alternative approach will be implemented. Full details will be documented in the SAP.

To support the primary analysis, Kaplan-Meier curves will be presented for the active and control groups, showing the cumulative incidence of the first case of SARS-CoV-2 RT-PCR-positive symptomatic illness occurring ≥ 15 days post second dose of study intervention. In addition, descriptive statistics for the vaccine and control groups will also be produced. Full details will be documented in the SAP.

9.4.2.2 Secondary Endpoints

The set of secondary endpoints include the following summary measures, derived from binary outcomes:

- Proportion of participants positive for SARS-CoV-2 Nucleocapsid antibodies over time

- Incidence of the first case of SARS-CoV-2 RT-PCR-positive symptomatic illness occurring ≥ 15 days post second dose of study intervention using University of Oxford-defined symptom criteria: new onset of fever (> 100 °F [> 37.8 °C]), cough, shortness of breath, or anosmia/ageusia)
- Incidence of SARS-CoV-2 RT-PCR-positive severe or critical symptomatic COVID-19 (see Section 8.1.3 for definition)
- Incidence of COVID-19-related Emergency Department visits occurring ≥ 15 days post second dose of study intervention

Following the same methodology outlined for the primary endpoint, each of these secondary endpoints will be analysed by a separate Poisson regression model with robust variance (Zou, 2004), and they will include age as a baseline covariate. RRR will be estimated from each model, with a corresponding 95% CI. A p-value, corresponding to a 2-sided test, will be presented to compare the vaccine against the control. The p-value will be nominal as secondary endpoints are not controlled for multiplicity. To support these analyses, descriptive statistics will be produced for the vaccine and control groups. Full details will be documented in the SAP.

To assess immune response, the set of secondary endpoints also includes:

- Post-treatment GMTs and GMFRs from day of dosing baseline values to 28 days post each dose in SARS-CoV-2 S, RBD antibodies (MSD serology assay)
- Proportion of participants who have a post-treatment seroresponse (≥ 4 -fold rise in titers from day of dosing baseline values to 28 days post each dose) to the S, RBD antigens of AZD1222 (MSD serology assay)
- Post-treatment GMTs and GMFRs from day of dosing baseline values to 28 days post each dose in SARS-CoV-2 neutralizing antibodies (wild-type assay or pseudo-neutralization assay)
- Proportion of participants who have a post-treatment seroresponse (≥ 4 -fold rise in titers from day of dosing baseline value to 28 days post each dose) to AZD1222 as measured by SARS-CoV-2 neutralizing antibodies (wild-type assay or pseudo-neutralization assay)

The proportion of participants who have a post-treatment seroresponse to the S and RBD antigens of AZD1222 will be derived for the vaccine and control groups, with corresponding 95% Clopper-Pearson exact CIs. Similarly, the proportion of participants who have a post-treatment seroresponse to AZD1222 as measured by SARS-CoV-2 neutralizing antibodies will be derived for the vaccine and control groups, with corresponding 95% Clopper-Pearson exact CIs.

The GMT and GMFR endpoints will be analysed on the natural log scale by separate analysis of variance (ANOVA) models, and will include treatment and age as categorical covariates. On the log scale, the models will be used to estimate a mean response for the vaccine and

control groups and the difference (vaccine - control), with corresponding 95% confidence limits. These values will then be back-transformed to give geometric means for the vaccine and control groups and a ratio of geometric means (vaccine/control), with corresponding 95% confidence limits. A p-value, corresponding to a 2-sided test, will be presented to compare the vaccine against the control. The p-value will be nominal as secondary endpoints are not controlled for multiplicity.

To support these analyses, descriptive statistics will be produced for the vaccine and control groups. Full details will be documented in the SAP.

9.4.2.3 Exploratory Endpoints

Full details of the analyses for the exploratory endpoints will be specified in the SAP.

9.4.3 Safety

9.4.3.1 Primary Endpoints

Overview

The safety of AZD1222 will primarily be assessed by:

- Incidence of AEs for 28 days post each dose of study intervention
- Incidence of SAEs from Day 1 post treatment through Day 730
- Incidence of MAAE (defined in Section 8.3.8) and AESIs (defined in Section 8.3.9) from Day 1 post treatment through Day 730
- Incidence of local and systemic solicited AEs for 7 days post each dose of study intervention

AE severity will be graded according to the US FDA guidance (FDA, 2007) and coded using the most recent version of the Medical Dictionary for Regulatory Activities. AEs will be presented for each treatment group by system organ class and preferred term. Summaries will include the number and percentage of participants reporting at least one event, number of events and exposure adjusted rates, where appropriate.

An overview of AEs will be presented for each treatment group, including the number and percentage of participants with any AE and SAEs. Summaries will present the relationship to study intervention as assessed by the investigator, maximum intensity, seriousness, and death.

A listing will cover details for each individual AE. Full details of all AE analyses will be provided in the SAP.

9.4.3.2 Other Safety Endpoints

Vital Signs

For SARS-CoV-2-positive participants, vital sign measurements will be performed as specified in the SoA (Section 1.3). The set of assessments will include pulse oximetry, blood pressure, and body temperature.

Details of all vital sign analyses will be provided in the SAP, which will include descriptive statistics presented for observed and change from baseline values for all vital sign parameters.

9.4.4 Methods for Multiplicity Control

The primary efficacy endpoint will be assessed at 2 time points during the study, giving an interim analysis and a primary analysis. A Pocock boundary has been used to account for multiplicity, where the Type I error at the interim and primary analyses is 2.939% such that the overall Type I error is controlled at 5%. Thus, the interim and primary analyses will present estimates with 2-sided 97.06% CIs, and statistical significance will be achieved if corresponding 2-sided p-values are ≤ 0.0294 . At the interim or primary analysis the success criterion for the study will be statistical significance with an observed VE point estimate of at least 50%.

Note that secondary and exploratory endpoints will not be controlled for multiplicity. Thus, nominal 2-sided p-values will be presented to compare the vaccine against the control, alongside 2-sided 95% CIs.

9.4.5 Sensitivity Analyses

Sensitivity analyses will be explored to assess the robustness of treatment effects for the primary efficacy endpoint, where different missing data mechanisms will be explored using multiple imputation approaches. Full details of the sensitivity analyses will be specified in the SAP, and documented prior to the primary DBL.

9.4.6 Subgroup Analyses

Subgroup analyses will be carried out to assess the consistency of the treatment effect across key, pre-defined, subgroups. These analyses will focus on the primary efficacy endpoint, and they may be performed on secondary and exploratory endpoints if deemed appropriate. The list of subgroups includes, but may not be limited to: gender, age, and serostatus at baseline. Full details of all subgroup analyses will be described in the SAP, including hypotheses that will be tested and the covariates and interaction terms to be included in the statistical models.

9.5 Interim Analyses

The study has been powered to include an interim efficacy analysis, based on the primary efficacy endpoint. The statistical analysis described in Section 9.4.2.1 will be carried out by

the COVID-19 Vaccine DSMB when approximately 40 events have been reported across the active and control groups (ie, when approximately 50% of the total amount of statistical information is available) within the population of participants who are not seropositive at baseline. A statistically significant finding at the interim analysis (ie, $p\text{-value} \leq 0.0294$) will not be considered a reason to stop the study, but instead will be interpreted as early assessment of efficacy. The SAP will describe the planned interim analyses in greater detail.

9.6 Data Safety Monitoring Committee

An independent COVID-19 Vaccine DSMB will provide oversight, to ensure safe and ethical conduct of the study. During the study, the benefit/risk assessment will be continuously monitored by the COVID-19 Vaccine DSMB to ensure that the balance remains favorable. Further details, composition, and operation of the COVID-19 Vaccine DSMB will be described in a separate COVID-19 Vaccine DSMB charter.

For details on the COVID-19 Vaccine DSMB, refer to [Appendix A 5](#)

10 SUPPORTING DOCUMENTATION AND OPERATIONAL CONSIDERATIONS

Appendix A Regulatory, Ethical, and Study Oversight Considerations

A 1 Regulatory and Ethical Considerations

- This study will be conducted in accordance with the protocol and with the following:
 - Consensus ethical principles derived from international guidelines including the Declaration of Helsinki and Council for International Organizations of Medical Sciences International Ethical Guidelines
 - Applicable ICH GCP Guidelines
 - Applicable laws and regulations
- The protocol, protocol amendments, ICF, IB, and other relevant documents (eg, advertisements) must be submitted to an IRB/IEC by the investigator and reviewed and approved by the IRB/IEC before the study is initiated.
- Any amendments to the protocol will require IRB/IEC and applicable Regulatory Authority approval before implementation of changes made to the study design, except for changes necessary to eliminate an immediate hazard to study participants.
- The Sponsor will be responsible for obtaining the required authorizations to conduct the study from the concerned Regulatory Authority. This responsibility may be delegated to a CRO but the accountability remains with the Sponsor.
- The investigator will be responsible for providing oversight of the conduct of the study at the site and adherence to requirements of 21 CFR, ICH guidelines, the IRB/IEC, European Regulation 536/2014 for clinical studies (if applicable), European Medical Device Regulation 2017/745 for clinical device research (if applicable), and all Food and Drug Administration (FDA) Regulations, as applicable and all other applicable local regulations

Regulatory Reporting Requirements for SAEs

- Prompt notification by the investigator to the Sponsor of an SAE is essential so that legal obligations and ethical responsibilities towards the safety of participants and the safety of a study intervention under clinical investigation are met.
- The Sponsor has a legal responsibility to notify both the local regulatory authority and other regulatory agencies about the safety of a study intervention under clinical investigation. The Sponsor will comply with country-specific regulatory requirements relating to safety reporting to the regulatory authority, IRBs/IECs, and investigators.
- For all studies except those utilizing medical devices, investigator safety reports must be prepared for suspected unexpected serious adverse reactions (SUSAR) according to local regulatory requirements and Sponsor policy and forwarded to investigators as necessary.
 - European Medical Device Regulation 2017/745 for clinical device research (if applicable), and all other applicable local regulations
- An investigator who receives an investigator safety report describing an SAE or other specific safety information (eg, summary or listing of SAEs) from the Sponsor will

review and then file it along with the Investigator's Brochure and will notify the IRB/IEC, if appropriate according to local requirements.

A 2 Financial Disclosure

Investigators and sub-investigators will provide the Sponsor with sufficient, accurate financial information as requested to allow the Sponsor to submit complete and accurate financial certification or disclosure statements to the appropriate regulatory authorities. Investigators are responsible for providing information on financial interests during the course of the study and for 1 year after completion of the study.

A 3 Informed Consent Process

The investigator or his/her representative will explain the nature of the study to the participant or his/her legally authorized representative and answer all questions regarding the study.

- Participants must be informed that their participation is voluntary and they are free to refuse to participate and may withdraw their consent at any time and for any reason during the study. Participants or their legally authorized representative will be required to sign a statement of informed consent that meets the requirements of 21 CFR 50, local regulations, ICH guidelines, Health Insurance Portability and Accountability Act requirements, where applicable, and the IRB/IEC or study center.
- The study medical record must include a statement that written informed consent was obtained before the participant was enrolled in the study and the date the written consent was obtained. The authorized person obtaining the informed consent must also sign the ICF.
- Participants must be re-consented to the most current version of the ICF(s) during their participation in the study if required by the IRB.
- A copy of the ICF(s) must be provided to the participant or the participant's legally authorized representative.

Participants who are rescreened are required to sign a new ICF.

The ICF will contain a separate section that addresses and documents the collection and use of any mandatory and/or optional human biological samples. The investigator or authorized designee will explain to each participant the objectives of the analysis to be done on the samples and any potential future use. Participants will be told that they are free to refuse to participate in any optional samples or the future use and may withdraw their consent at any time and for any reason during the retention period.

A 4 Data Protection

- Participants will be assigned a unique identifier by the Sponsor. Any participant records or datasets that are transferred to the Sponsor will contain the identifier only; participant

names or any information which would make the participant identifiable will not be transferred.

- The participant must be informed that his/her personal study-related data will be used by the Sponsor in accordance with local data protection law. The level of disclosure and use of their data must also be explained to the participant in the informed consent.
- The participant must be informed that his/her medical records may be examined by Clinical Quality Assurance auditors or other authorized personnel appointed by the Sponsor, by appropriate IRB/IEC members, and by inspectors from regulatory authorities.

A 5 Committee Structure

The safety of all Sponsor clinical studies is closely monitored on an ongoing basis by Sponsor representatives in consultation with Patient Safety. Issues identified will be addressed; for instance, this could involve amendments to the Clinical Study Protocol and letters to investigators.

A PSRT comprised of Sponsor, COVID-19 Prevention Network, Biomedical Advanced Research and Development Authority, and NIAID medical officers will be convened to oversee the safety of participants during the study. Further details, composition, and operation of the PSRT will be described in a separate COVID-19 Prevention Network PSRT Charter.

A COVID-19 Vaccine DSMB organized by the National Institutes of Health, National Institute for Allergy and Infectious Diseases, comprised of independent experts will be convened to provide oversight, to ensure safe and ethical conduct of the study. The COVID-19 Vaccine DSMB will facilitate the interim analysis for safety and efficacy and have the responsibility of evaluating cumulative safety and other clinical study data at regular intervals and making appropriate recommendations based on the available data. During the study, the benefit/risk assessment will be continuously monitored by the COVID-19 Vaccine DSMB to ensure that the balance remains favorable. For example, events of potential vaccine-associated enhanced respiratory disease will be evaluated by periodic reviews of COVID-19 cases by the DSMB to assess for a pre-specified imbalance in cases and/or disease severity. Based on the output of the review, the study could be paused for further evaluation of the potential signal. Full details of the COVID-19 Vaccine DSMB composition and operations can be found in the COVID-19 Vaccine DSMB Charter.

A 6 Dissemination of Clinical Study Data

A description of this clinical study will be available on <http://astrazenecagrouptrials.pharmacm.com> and <http://www.clinicaltrials.gov> as will the summary of the study results when they are available. The clinical study and/or summary of study results may also be available on other websites according to the regulations of the countries in which the study is conducted.

A 7 Data Quality Assurance

- All participant data relating to the study will be recorded on eCRF unless transmitted to the Sponsor or designee electronically (eg, laboratory data). The investigator is responsible for verifying that data entries are accurate and correct by electronically signing the eCRF.
- The investigator must maintain accurate documentation (source data) that supports the information entered in the eCRF.
- The investigator must permit study-related monitoring, audits, IRB/IEC review, and regulatory agency inspections and provide direct access to source data documents.
- Monitoring details describing strategy (eg, risk-based initiatives in operations and quality such as Risk Management and Mitigation Strategies and Analytical Risk-Based Monitoring), methods, responsibilities and requirements, including handling of noncompliance issues and monitoring techniques (central, remote, or on-site monitoring) are provided in the relevant study plans.
- The Sponsor or designee is responsible for the data management of this study including quality checking of the data.
- The Sponsor assumes accountability for actions delegated to other individuals (eg, Contract Research Organizations).
- Study monitors will perform ongoing source data verification to confirm that data entered into the eCRF by authorized site personnel are accurate, complete, and verifiable from source documents; that the safety and rights of participants are being protected; and that the study is being conducted in accordance with the currently approved protocol and any other study agreements, ICH GCP, and all applicable regulatory requirements.
- Records and documents, including signed ICFs, pertaining to the conduct of this study must be retained by the investigator for 15 years after study completion unless local regulations or institutional policies require a longer retention period. No records may be destroyed during the retention period without the written approval of the Sponsor. No records may be transferred to another location or party without written notification to the sponsor.

A 8 Source Documents

- Source documents provide evidence for the existence of the participant and substantiate the integrity of the data collected. Source documents are filed at the investigator's site.

- Data entered in the eCRF that are transcribed from source documents must be consistent with the source documents or the discrepancies must be explained. The investigator may need to request previous medical records or transfer records, depending on the study. Also, current medical records must be available.

A 9 Study and Site Start and Closure

The first act of recruitment is the first participant screened and will be the study start date.

The Sponsor designee reserves the right to close the study site or terminate the study at any time for any reason at the sole discretion of the Sponsor. Study sites will be closed upon study completion. A study site is considered closed when all required documents and study supplies have been collected and a study-site closure visit has been performed.

The investigator may initiate study-site closure at any time, provided there is reasonable cause and sufficient notice is given in advance of the intended termination.

Reasons for the early closure of a study site by the Sponsor or investigator may include but are not limited to:

- Failure of the investigator to comply with the protocol, the requirements of the IRB/IEC or local health authorities, the Sponsor's procedures, or GCP guidelines
- Inadequate recruitment of participants by the investigator
- Discontinuation of further study intervention development

If the study is prematurely terminated or suspended, the Sponsor shall promptly inform the investigators, the IECs/IRBs, the regulatory authorities, and any contract research organization(s) used in the study of the reason for termination or suspension, as specified by the applicable regulatory requirements. The investigator shall promptly inform the participant and should assure appropriate participant therapy and/or follow-up.

Participants from terminated sites may have the opportunity to be transferred to another site to continue the study.

A 10 Publication Policy

- The results of this study may be published or presented at scientific meetings. If this is foreseen, the investigator agrees to submit all manuscripts or abstracts to the Sponsor before submission. This allows the Sponsor to protect proprietary information and to provide comments.
- The Sponsor will comply with the requirements for publication of study results. In accordance with standard editorial and ethical practice, the Sponsor will generally support

publication of multicenter studies only in their entirety and not as individual site data. In this case, a coordinating investigator will be designated by mutual agreement.

- Authorship will be determined by mutual agreement and in line with International Committee of Medical Journal Editors authorship requirements.

Appendix B Adverse Events: Definitions and Procedures for Recording, Evaluating, Follow-up, and Reporting

B 1 Definition of Adverse Events

An AE is the development of any untoward medical occurrence in a patient or clinical study participant administered a medicinal product and which does not necessarily have a causal relationship with this treatment. An AE can therefore be any unfavorable and unintended sign (eg, an abnormal laboratory finding), symptom (for example nausea, chest pain), or disease temporally associated with the use of a medicinal product, whether or not considered related to the medicinal product.

The term AE is used to include both SAEs and non-SAEs and can include a deterioration of a pre-existing medical occurrence. An AE may occur at any time, including run-in or washout periods, even if no study intervention has been administered.

B 2 Definition of Serious Adverse Events

An SAE is an AE occurring during any study phase (ie, run-in, treatment, washout, follow-up), that fulfils one or more of the following criteria:

- Results in death
- Is immediately life-threatening
- Requires in-participant hospitalization or prolongation of existing hospitalization
- Results in persistent or significant disability or incapacity
- Is a congenital abnormality or birth defect
- Is an important medical event that may jeopardize the participant or may require medical treatment to prevent one of the outcomes listed above.

AEs for **malignant tumors** reported during a study should generally be assessed as **SAEs**. If no other seriousness criteria apply, the 'Important Medical Event' criterion should be used. In certain situations, however, medical judgement on an individual event basis should be applied to clarify that the malignant tumor event should be assessed and reported as a **non-SAE**. For example, if the tumor is included as medical history and progression occurs during the study, but the progression does not change treatment and/or prognosis of the malignant tumor, the AE may not fulfil the attributes for being assessed as serious, although reporting of the progression of the malignant tumor as an AE is valid and should occur. Also, some types of malignant tumors, which do not spread remotely after a routine treatment that does not require hospitalization, may be assessed as non-serious; examples in adults include Stage 1 basal cell carcinoma and Stage 1A1 cervical cancer removed via cone biopsy.

Life Threatening

‘Life-threatening’ means that the participant was at immediate risk of death from the AE as it occurred or it is suspected that use or continued use of the study intervention would result in the participant’s death. ‘Life-threatening’ does not mean that had an AE occurred in a more severe form it might have caused death (eg, hepatitis that resolved without hepatic failure).

Hospitalization

Outpatient treatment in an emergency room is not in itself an SAE, although the reasons for it may be (eg, bronchospasm, laryngeal oedema). Hospital admissions and/or surgical operations planned before or during a study are not considered AEs if the illness or disease existed before the participant was enrolled in the study, provided that it did not deteriorate in an unexpected way during the study.

Important Medical Event or Medical Treatment

Medical and scientific judgement should be exercised in deciding whether a case is serious in situations where important medical events may not be immediately life threatening or result in death, hospitalization, disability, or incapacity but may jeopardize the participant or may require medical treatment to prevent one or more outcomes listed in the definition of serious. These should usually be considered as serious.

Simply stopping the suspect drug does not mean that it is an important medical event; medical judgement must be used.

Examples of important medical events include such events as listed below:

- Angioedema not severe enough to require intubation but requiring iv hydrocortisone treatment
- Hepatotoxicity caused by acetaminophen overdose requiring treatment with N-acetylcysteine
- Intensive treatment in an emergency room or at home for allergic bronchospasm
- Blood dyscrasias (eg, neutropenia or anaemia requiring blood transfusion, etc.) or convulsions that do not result in hospitalisation
- Development of drug dependency or drug abuse

Intensity Rating Scale

The grading scales found in the US FDA guidance for healthy volunteers enrolled in a preventive vaccine clinical study ([FDA, 2007](#)) will be utilized for all events with an assigned severity grading.

It is important to distinguish between serious and severe AEs. Severity is a measure of intensity whereas seriousness is defined by the criteria in [Appendix B 2](#). An AE of severe

intensity need not necessarily be considered serious. For example, nausea that persists for several hours may be considered severe nausea, but not an SAE unless it meets the criteria shown in [Appendix B 2](#). On the other hand, a stroke that results in only a limited degree of disability may be considered a mild stroke but would be an SAE when it satisfies the criteria shown in [Appendix B 2](#).

B 3 A Guide to Interpreting the Causality Question

When making an assessment of causality consider the following factors when deciding if there is a ‘reasonable possibility’ that an AE may have been caused by the IMP.

- Time Course. Exposure to suspect drug. Has the participant actually received the suspect drug? Did the AE occur in a reasonable temporal relationship to the administration of the suspect IMP?
- Consistency with known IMP profile. Was the AE consistent with the previous knowledge of the suspect IMP (pharmacology and toxicology) or drugs of the same pharmacological class? Or could the AE be anticipated from its pharmacological properties?
- De-challenge experience. Did the AE resolve or improve on stopping or reducing the dose of the suspect IMP?
- No alternative cause. The AE cannot be reasonably explained by another aetiology such as the underlying disease, other drugs, other host or environmental factors.
- Re-challenge experience. Did the AE reoccur if the suspected IMP was reintroduced after having been stopped? AstraZeneca would not normally recommend or support a re-challenge.
- Laboratory tests. A specific laboratory investigation (if performed) has confirmed the relationship.

In difficult cases, other factors could be considered such as:

- Is this a recognized feature of overdose of the IMP?
- Is there a known mechanism?

Causality of ‘related’ is made if following a review of the relevant data, there is evidence for a ‘reasonable possibility’ of a causal relationship for the individual case. The expression ‘reasonable possibility’ of a causal relationship is meant to convey, in general, that there are facts (evidence) or arguments to suggest a causal relationship.

The causality assessment is performed based on the available data including enough information to make an informed judgment. With no available facts or arguments to suggest a causal relationship, the event(s) will be assessed as ‘not related’.

Causal relationship in cases where the disease under study has deteriorated due to lack of effect should be classified as no reasonable possibility.

B 4 Medication Error

For the purposes of this clinical study a medication error is an unintended failure or mistake in the treatment process for an AstraZeneca study intervention that either causes harm to the participant or has the potential to cause harm to the participant.

A medication error is not lack of efficacy of the IMP, but rather a human or process related failure while the IMP is in control of the study site staff or participant.

Medication error includes situations where an error.

- Occurred
- Was identified and intercepted before the participant received the IMP
- Did not occur, but circumstances were recognised that could have led to an error

Examples of events to be reported in clinical studies as medication errors:

- IMP name confusion
- Dispensing error eg, medication prepared incorrectly, even if it was not actually given to the participant
- IMP not administered as indicated, for example, wrong route or wrong site of administration
- IMP not taken as indicated eg, tablet dissolved in water when it should be taken as a solid tablet
- IMP not stored as instructed eg, kept in the fridge when it should be at room temperature
- Wrong participant received the medication (excluding IRT errors)
- Wrong IMP administered to participant (excluding IRT errors)

Examples of events that **do not** require reporting as medication errors in clinical studies:

- Errors related to or resulting from IRT - including those which lead to one of the above listed events that would otherwise have been a medication error
- Participant accidentally missed IMP dose(s) eg, forgot to take medication
- Accidental overdose (will be captured as an overdose)
- Errors related to background and rescue medication, or standard of care medication in open label studies, even if an AstraZeneca product

Medication errors are not regarded as AEs but AEs may occur as a consequence of the medication error.

Appendix C Handling of Human Biological Samples

C 1 Chain of Custody

A full chain of custody is maintained for all samples throughout their lifecycle.

The investigator at each study site keeps full traceability of collected biological samples from the participants while in storage at the study site until shipment or disposal (where appropriate) and records relevant processing information related to the samples whilst at site.

The sample receiver keeps full traceability of the samples while in storage and during use until used or disposed of or until further shipment and keeps record of receipt of arrival and onward shipment or disposal.

The Sponsor or delegated representatives will keep oversight of the entire life cycle through internal procedures, monitoring of study sites, auditing or process checks, and contractual requirements of external laboratory providers

Samples retained for further use will be stored in the AstraZeneca-assigned biobanks or other sample archive facilities and will be tracked by the appropriate AstraZeneca Team during for the remainder of the sample life cycle.

C 2 Withdrawal of Informed Consent for Donated Biological Samples

The Sponsor ensures that biological samples are destroyed at the end of a specified period as described in the informed consent.

If a participant withdraws consent to the use of donated biological samples, the samples will be disposed of/destroyed/repatriated, and the action documented. If samples are already analyzed, the Sponsor is not obliged to destroy the results of this research.

Following withdrawal of consent for biological samples, further study participation should be considered in relation to the withdrawal processes.

The investigator:

- Ensures participant's withdrawal of informed consent to the use of donated samples is highlighted immediately to the Sponsor or delegate.
- Ensures that relevant human biological samples from that participant, if stored at the study site, are immediately identified, disposed of as appropriate, and the action documented.
- Ensures that the participant and the Sponsor are informed about the sample disposal.

The Sponsor ensures the organization(s) holding the samples is/are informed about the withdrawn consent immediately and that samples are disposed of or repatriated as appropriate, and the action is documented and study site is notified.

C 3 International Airline Transportation Association 6.2 Guidance Document

LABELLING AND SHIPMENT OF BIOHAZARD SAMPLES

International Airline Transportation Association (IATA)

(<https://www.iata.org/whatwedo/cargo/dgr/Pages/download.aspx>) classifies infectious substances into 3 categories: Category A, Category B or Exempt

Category A Infectious Substances are infectious substances in a form that, when exposure to it occurs, is capable of causing permanent disability, life-threatening or fatal disease in otherwise healthy humans or animals.

Category A Pathogens are, eg, Ebola, Lassa fever virus. Infectious substances meeting these criteria which cause disease in humans or both in humans and animals must be assigned to UN 2814. Infectious substances which cause disease only in animals must be assigned to UN 2900.

Category B Infectious Substances are infectious Substances that do not meet the criteria for inclusion in Category A. Category B pathogens are, eg, Hepatitis A, C, D, and E viruses. They are assigned the following UN number and proper shipping name:

- UN 3373 – Biological Substance, Category B
- are to be packed in accordance with UN 3373 and IATA 650

Exempt - Substances which do not contain infectious substances or substances which are unlikely to cause disease in humans or animals are not subject to these Regulations unless they meet the criteria for inclusion in another class.

- Clinical study samples will fall into Category B or exempt under IATA regulations
- Clinical study samples will routinely be packed and transported at ambient temperature in IATA 650 compliant packaging (<https://www.iata.org/whatwedo/cargo/dgr/Documents/DGR-60-EN-PI650.pdf>).
- Biological samples transported in dry ice require additional dangerous goods specification for the dry-ice content

Appendix D Optional Genomics Initiative Sample

D 1 Use/Analysis of DNA

- AstraZeneca intends to collect and store DNA for genetic research to explore how genetic variations may affect clinical parameters, risk and prognosis of diseases, and the response to medications. This genetic research may lead to better understanding of diseases, better diagnosis of diseases or other improvements in health care and to the discovery of new diagnostics, treatments or medications. Therefore, where local regulations and IRB/IEC allow, a blood sample will be collected for DNA analysis from consenting participants.
- This optional genetic research may consist of the analysis of the structure of the participant's DNA, ie, the entire genome.
- The results of genetic analyses may be reported in a separate study summary.
- The Sponsor will store the DNA samples in a secure storage space with adequate measures to protect confidentiality.

D 2 Genetic Research Plan and Procedures

Selection of Genetic Research Population

- All participants will be asked to participate in this genetic research. Participation is voluntary and if a participant declines to participate there will be no penalty or loss of benefit. The participant will not be excluded from any aspect of the main study.

Inclusion Criteria

For inclusion in this genetic research, participants must fulfil all of the inclusion criteria described in the main body of the Clinical Study Protocol and: Provide informed consent for the Genomics Initiative sampling and analyses.

Exclusion Criteria

- Exclusion from this genetic research may be for any of the exclusion criteria specified in the main study or any of the following:
 - Previous allogeneic bone marrow transplant
 - Non-leukocyte depleted whole blood transfusion in 120 days of genetic sample collection

Withdrawal of Consent for Genetic Research

- Participants may withdraw from this genetic research at any time, independent of any decision concerning participation in other aspects of the main study. Voluntary withdrawal will not prejudice further treatment. Procedures for withdrawal are outlined in Section 7.2.

Collection of Samples for Genetic Research

- The blood sample for this genetic research will be obtained from the participants on Day 1 prior to administration of study intervention. Although DNA is stable, early sample collection is preferred to avoid introducing bias through excluding participants who may withdraw due to an AE. If for any reason the sample is not drawn on Day 1, it may be taken at any visit until the last study visit. Only one sample should be collected per participant for genetics during the study.

Coding and Storage of DNA Samples

- The processes adopted for the coding and storage of samples for genetic analysis are important to maintain participant confidentiality. Samples will be stored for a maximum of 15 years, from the date of last participant last visit, after which they will be destroyed. DNA is a finite resource that is used up during analyses. Samples will be stored and used until no further analyses are possible or the maximum storage time has been reached.
- An additional second code will be assigned to the sample either before or at the time of DNA extraction replacing the information on the sample tube. Thereafter, the sample will be identifiable only by the second, unique number. This number is used to identify the sample and corresponding data at the AstraZeneca genetics laboratories, or at the designated organization. No personal details identifying the individual will be available to any person (AstraZeneca employee or designated organizations working with the DNA).
- The link between the participant enrollment/randomization code and the second number will be maintained and stored in a secure environment, with restricted access at AstraZeneca or designated organizations. The link will be used to identify the relevant DNA samples for analysis, facilitate correlation of genotypic results with clinical data, allow regulatory audit, and permit tracing of samples for destruction in the case of withdrawal of consent.

Ethical and Regulatory Requirements

The principles for ethical and regulatory requirements for the study, including this genetics research component, are outlined in [Appendix A](#).

Informed Consent

- The genetic component of this study is optional and the participant may participate in other components of the main study without participating in this genetic component. To participate in the genetic component of the study the participant must sign and date both the consent form for the main study and the addendum for the Genomics Initiative component of the study. Copies of both signed and dated consent forms must be given to the participant and the original filed at the study center. The principal investigator(s) is responsible for ensuring that consent is given freely and that the participant understands that they may freely withdrawal from the genetic aspect of the study at any time.

Participant Data Protection

- AstraZeneca will not provide individual genotype results to participants, any insurance company, any employer, their family members, their physician unless required to do so by law.
- Extra precautions are taken to preserve confidentiality and prevent genetic data being linked to the identity of the participant. In exceptional circumstances, however, certain individuals might see both the genetic data and the personal identifiers of a participant. For example, in the case of a medical emergency, an AstraZeneca Physician or an investigator might know a participant's identity and also have access to his or her genetic data. Regulatory authorities may require access to the relevant files, though the participant's medical information and the genetic files would remain physically separate.

Data Management

- Any genetic data generated in this study will be stored at a secure system at AstraZeneca and/or designated organizations to analyse the samples.
- AstraZeneca and its designated organizations may share summary results (such as genetic differences from groups of individuals with a disease) from this genetic research with other researchers, such as hospitals, academic organizations or health insurance companies. This can be done by placing the results in scientific databases, where they can be combined with the results of similar studies to learn even more about health and disease. The researchers can only use this information for health-related research purposes. Researchers may see summary results but they will not be able to see individual participant data or any personal identifiers.
- Some or all of the clinical datasets from the main study may be merged with the genetic data in a suitable secure environment separate from the clinical database.

D 3 Genetic Research Plan and Procedures

Appendix E Toxicity Grading Scales for Solicited Adverse Events

The toxicity grading scales for the solicited AEs were modified and abridged from the US FDA Guidance on Toxicity Grading Scale for Healthy Adult and Adolescent Volunteers Enrolled in Preventive Vaccine Clinical Trials ([FDA, 2007](#)).

- [Table 10](#): Clinical Abnormalities, Local Reactions to Injectable Product
- [Table 11](#): Clinical Abnormalities, Vital Signs
- [Table 12](#): Clinical Abnormalities, Systemic (General or Illness)

Table 10 Tables for Clinical Abnormalities: Local Reactions to Injectable Product

Local Reaction to Injectable Product	Reaction Grade			
	Mild (Grade 1)	Moderate (Grade 2)	Severe (Grade 3)	Life Threatening (Grade 4)
Pain	Does not interfere with activity	Repeated use of non-narcotic pain reliever > 24 hours or interferes with activity	Any use of narcotic pain reliever or prevents daily activity	ER visit or hospitalization
Tenderness	Mild discomfort to touch	Discomfort with movement	Significant discomfort at rest	ER visit or hospitalization
Erythema/redness ^{a, b}	1-2 inches (2.5–5 cm)	> 2-4 inches (5.1–10 cm)	> 4 inches (> 10 cm)	Necrosis or exfoliative dermatitis
Induration/swelling ^{a, b}	1-2 inches (2.5–5 cm)	>2-4 inches (5.1–10 cm)	> 4 inches (> 10 cm)	Necrosis

^a In addition to grading the measured local reaction at the greatest single diameter, the measurement should be recorded as a continuous variable. Reactions < 0.25 inches (< 0.6 centimeters) in diameter will not be recorded.

^b Grade 4 erythema or induration is determined by study site with participant input rather than being recorded directly in Solicited AE e-Diary.

ER = emergency room.

Table 11 Tables for Clinical Abnormalities: Vital Signs

Vital Sign ^a	Vital Signs Grade			
	Mild (Grade 1)	Moderate (Grade 2)	Severe (Grade 3)	Potentially Life Threatening (Grade 4)
Fever (°C) ^b (°F) ^b	38-38.4 100.4-101.1	38.5-38.9 101.2-102.0	39.0-40 102.1-104	> 40 > 104
Tachycardia (beats/minute)	101-115	116- 130	> 130	ER visit or hospitalization for arrhythmia
Bradycardia (beats/minute) ^c	50-54	45-49	< 45	ER visit or hospitalization for arrhythmia
Hypertension; systolic (mm Hg)	141-150	151-155	> 155	ER visit or hospitalization for malignant hypertension
Hypertension; diastolic (mm Hg)	91-95	96-100	> 100	ER visit or hospitalization for malignant hypertension
Hypotension; systolic (mm Hg)	85-89	80-84	< 80	ER visit or hospitalization for hypotensive shock
Respiratory rate (breaths/minute)	17-20	21-25	> 25	Intubation

Note: Record vital signs as adverse events only if clinically relevant and changed from baseline.

^a Participant should be at rest for vital signs measurements

^b No recent hot or cold beverages or smoking

^c Use clinical judgment when characterizing bradycardia among some healthy participant populations, for example, conditioned athletes

ER = emergency room; Hg = mercury.

Table 12 Tables for Clinical Abnormalities: Systemic (General or Illness)

Systemic (General)	Systemic Grade			
	Mild (Grade 1)	Moderate (Grade 2)	Severe (Grade 3)	Potentially Life Threatening (Grade 4)
Nausea/vomiting	No interference with activity or 1-2 episodes/24 hrs	Some interference with activity or > 2 episodes/24 hrs	Prevents daily activity, required outpatient IV hydration	ER visit or hospitalization for hypotensive shock
Diarrhea	2-3 loose stools	4-5 stools	≥ 6 watery stools or requires outpatient IV hydration	ER visit or hospitalization
Headache	No interference with activity	Repeated use of non-narcotic pain reliever > 24 hrs or some interference with activity	Significant; any use of narcotic pain reliever or prevents daily activity	ER visit or hospitalization
Fatigue	No interference with activity	Some interference with activity	Significant; prevents daily activity	ER visit or hospitalization
Myalgia	No interference with activity	Some interference with activity	Significant; prevents daily activity	ER visit or hospitalization
Systemic Illness				
Illness or clinical adverse event (as defined according to applicable regulations)	No interference with activity	Some interference with activity not requiring intervention	Prevents daily activity and required medical intervention	ER visit or hospitalization

ER = emergency room; hrs = hours; IV = intravenous.

Appendix F Adverse Events of Special Interest

AESIs Based on Brighton Collaboration Case Definitions (SPEAC, 2020)

Generalized Convulsion

Generalized convulsion is considered an AESI due to the association with immunization encompassing several different vaccines.

Guillain-Barré Syndrome and Other Immune-mediated Reactions

As with many vaccines, temporary ascending paralysis (Guillain-Barré syndrome) or immune-mediated reactions that can lead to organ damage may occur, but this should be extremely rare. Guillain-Barré syndrome is often preceded by an infection. This could be a bacterial or viral infection (gastrointestinal, upper respiratory infections including influenza). The exact mechanism that triggers Guillain-Barré syndrome is unknown, but it is thought to be triggered by antigenic stimulation resulting in demyelination and damage to the peripheral nerves. This is a condition in which people can develop severe weakness and can be fatal. Weakness or tingling in the legs or arms and upper body are characteristic symptoms of Guillain-Barré syndrome. Severe cases of Guillain-Barré syndrome cause paralysis and are life-threatening.

Other immune-mediated reactions considered AESIs include acute disseminated encephalomyelitis and vasculitides, which are a theoretical concerns based on immunopathogenesis.

Hypersensitivity Including Anaphylaxis/Anaphylactic Reactions

Serious allergic reactions including anaphylaxis may occur, as with any vaccine. The incidence of this is unknown, but in general is estimated at one per 10^5 to 10^6 vaccinations. These acute reactions may be severe and result in death. Acute allergic reactions may include cardio-respiratory, skin-subcutaneous, and gastrointestinal signs and symptoms, such as chest pain, hypotension, dyspnoea, bronchospasm, respiratory failure, urticaria, pruritus, angioedema, nausea, vomiting, diarrhoea, and collapse.

Vaccine-associated Enhanced Respiratory Disease

Disease enhancement following vaccination as judged by the investigator will be monitored. Detailed clinical parameters will be collected from medical records and aligned with agreed definitions as they emerge. These are likely to include, but are not limited to, oxygen saturation, need for oxygen therapy, respiratory rate, need for ventilatory support, imaging, blood test results, and other clinically relevant assessments. Events of potential

vaccine-associated enhanced respiratory disease will be evaluated by regular reviews of COVID-19 cases.

Thrombocytopenia

Thrombocytopenia is considered an AESI due to the association with immunization encompassing several different vaccines.

Thrombocytopenia is a disorder in which there is an abnormally low platelet count; a normal platelet count ranges from 150 000 to 450 000 platelets per μL . General symptoms of thrombocytopenia include bleeding in the mouth and gums, bruising, nosebleeds, and petechiae (pinpoint red spots/rash). Severe bleeding is the major complication, which may occur in the brain or gastrointestinal tract.

Appendix G Abbreviations

Abbreviation or special term	Explanation
ACE2	angiotensin-converting enzyme 2
AE	adverse event
AESI	adverse event of special interest
ALT	alanine aminotransferase
AST	aspartate aminotransferase
β-hCG	beta-human chorionic gonadotropin
CDC	Centers for Disease Control
ChAdOx1 MERS	chimpanzee adenovirus Ox1 with MERS Spike antigen
ChAdOx1 nCoV-19	name of AZD1222 when initially developed by the University of Oxford
CI	confidence interval
CoV	coronavirus
COVID-19	coronavirus disease 2019
CRO	contract research organization
CSR	clinical study report
DBL	database lock
DSMB	Data Safety Monitoring Board
E	envelope
eCRF	electronic case report form
EDC	electronic data capture
e-Diary	electronic diary
ELISA	enzyme-linked immunosorbent assay
ELISpot	enzyme-linked immunospot
FIH	first-in-human
GCP	Good Clinical Practice
GMFR	geometric mean fold rise
GMT	geometric mean titer
IB	Investigator's Brochure
ICF	informed consent form
ICH	International Council for Harmonisation
IEC	Independent Ethics Committee
IgA	immunoglobulin A
IgG	immunoglobulin G
IgM	immunoglobulin M
IM	intramuscular

Abbreviation or special term	Explanation
IMP	investigational medicinal product
IND	Investigational New Drug
IRB	Institutional Review Board
IRT	Interactive Response Technology
IV	intravenous
M	membrane
MAAE	medically attended adverse event
MERS	Middle East respiratory syndrome
MERS-CoV	Middle East respiratory syndrome coronavirus
MSD	Meso Scale Discovery
N	nucleocapsid
NHP	non-human primate
PBMC	peripheral blood mononuclear cell
PSRT	Protocol Safety Review Team
RBD	receptor binding domain
RRR	relative risk reduction
RT-PCR	reverse transcriptase polymerase chain reaction
S	Spike
SAE	serious adverse event
SAP	Statistical Analysis Plan
SARS-CoV	severe acute respiratory syndrome-coronavirus
SARS-CoV-2	severe acute respiratory syndrome-coronavirus 2
SoA	Schedule of Activities
TBL	total bilirubin
tPA	tissue plasminogen activator
ULN	upper limit of normal
US FDA	United States Food and Drug Administration
USA	United States of America
VE	vaccine efficacy
vp	viral particles
WHO	World Health Organization
w/v	weight/volume

11 REFERENCES

CDC. (Centers for Disease Control and Prevention). Coronavirus Disease 2019 (COVID-19), Symptoms of Coronavirus. <https://www.cdc.gov/coronavirus/2019-ncov/symptoms-testing/symptoms.html>. Published 2020. Accessed 01 July 2020.

FDA. (Food and Drug Administration). Guidance for Industry. Toxicity grading scale for healthy adult and adolescent volunteers enrolled in preventive vaccine clinical trials. . <https://www.fda.gov/media/73679/download>. Published 2007. Accessed 20 June 2020.

Folegatti PM, Bittaye M, Flaxman A, Lopez FR, Bellamy D, Kupke A et al. Safety and immunogenicity of a candidate Middle East respiratory syndrome coronavirus viral-vectored vaccine: a dose-escalation, open-label, non-randomised, uncontrolled, phase 1 trial. *The Lancet Infectious Diseases*. 2020.

Li F. Structure, Function, and Evolution of Coronavirus Spike Proteins. *Annual review of virology*. 2016;3(1):237-61.

Lu R, Zhao X, Li J, Niu P, Yang B, Wu H et al. Genomic characterisation and epidemiology of 2019 novel coronavirus: implications for virus origins and receptor binding. *Lancet (London, England)*. 2020;395(10224):565-74.

SPEAC. (Safety Platform for Emergency Vaccines) D2.3 Priority list of adverse events of special interest: COVID-19. Work Package: WP2 Standards and Tools. v1.1. 05 March 2020. https://media.tghn.org/articles/COVID-19_AESIs_SPEAC_V1.1_5Mar2020.pdf. Published 2020. Accessed 14 June 2020.

van Doremalen N, Lambe T, Spencer A, Belij-Rammerstorfer S, Purushotham JN, Port JR et al. ChAdOx1 nCoV-19 vaccination prevents SARS-CoV-2 pneumonia in rhesus macaques. *bioRxiv*. 2020;2020.05.13.093195.

Waldrop G, Doherty M, Vitoria M, Ford N. Stable patients and patients with advanced disease: consensus definitions to support sustained scale up of antiretroviral therapy. *Trop Med Int Health*. 2016;21(9):1124-30.

WHO. (World Health Organization) Coronavirus disease (COVID-19) situation report-175. 13 July 2020. https://www.who.int/docs/default-source/coronaviruse/situation-reports/20200713-covid-19-sitrep-175.pdf?sfvrsn=d6acef25_2. Published 2020. Accessed 13 July 2020.

Zhou P, Yang X-L, Wang X-G, Hu B, Zhang L, Zhang W et al. A pneumonia outbreak associated with a new coronavirus of probable bat origin. *Nature*. 2020.

Zhu N, Zhang D, Wang W, Li X, Yang B, Song J et al. A Novel Coronavirus from Patients with Pneumonia in China, 2019. *New England Journal of Medicine*. 2020;382(8):727-33.

Zou G. A modified poisson regression approach to prospective studies with binary data. *Am J Epidemiol*. 2004;159(7):702-6.

SIGNATURE PAGE

This is a representation of an electronic record that was signed electronically and this page is the manifestation of the electronic signature

Document Name: d8110c00001-csp-v1		
Document Title:	D8110C00001 Clinical Study Protocol version 1	
Document ID:	Doc ID-004315165	
Version Label:	2.0 CURRENT LATEST APPROVED	
Server Date (dd-MMM-yyyy HH:mm 'UTC'Z)	Signed by	Meaning of Signature
15-Jul-2020 13:05 UTC	PPD [REDACTED]	Author Approval
15-Jul-2020 13:13 UTC	PPD [REDACTED]	Content Approval
15-Jul-2020 13:05 UTC	PPD [REDACTED]	Content Approval

Notes: (1) Document details as stored in ANGEL, an AstraZeneca document management system.

Clinical Study Protocol	
Study Intervention	AZD1222
Study Code	D8110C00001
Version	Amendment 1
Date	10 August 2020

TITLE PAGE

A Phase III Randomized, Double-blind, Placebo-controlled Multicenter Study in Adults to Determine the Safety, Efficacy, and Immunogenicity of AZD1222, a Non-replicating ChAdOx1 Vector Vaccine, for the Prevention of COVID-19

Sponsor Name: AstraZeneca AB

Legal Registered Address: 151 85 Södertälje, Sweden

Regulatory Agency Identifier Number(s): IND number 23522

This Clinical Study Protocol has been subject to a peer review according to AstraZeneca Standard procedures. The Clinical Study Protocol is publicly registered and the results are disclosed and/or published according to the AstraZeneca Global Policy on Bioethics and in compliance with prevailing laws and regulations.

Protocol Number: D8110C00001

Amendment Number: 1

Study Intervention: AZD1222

Study Phase: III

Short Title: Phase III Double-blind, Placebo-controlled Study of AZD1222 for the Prevention of COVID-19 in Adults

Study Physician Name and Contact Information will be provided separately

USA Coordinating Investigators: Ann Falsey, MD
University of Rochester School of Medicine
Rochester, NY

Magda Sobieszczyk, MD
Columbia University
New York, NY

PROTOCOL AMENDMENT SUMMARY OF CHANGES TABLE

DOCUMENT HISTORY	
Document	Date
Amendment 1	10 August 2020
Original Protocol	15 July 2020

Amendment 1 (10 August 2020)

Overall Rationale for the Amendment:

Section # and Name	Description of Change	Brief Rationale	Substantial/ Non-substantial
1.1 Synopsis	Updated Objectives and Endpoints, Overall Design, and Statistical Methods	To align with edits in main body	Non-substantial
1.2 Schema	Revised the footnote to identify the number of randomized participants in each age group to participate in the substudy	To identify by age group the 3 000 randomized participants who will participate in the substudy	Non-substantial
1.3 Schedule of Activities Table 2 Treatment and Follow-up Period - Main Study	Added assessment for recording any concomitant medication administered for the treatment of an SAE, MAAE, or AESI from Day 90 through Day 730	To support evaluation of SAEs, MAAEs, or AESIs	Non-substantial
1.3 Schedule of Activities Table 3 Treatment and Follow-up Period - Substudy	a) Added assessment for recording any concomitant medication administered for the treatment of an SAE, MAAE, or AESI from Day 90 through Day 730 b) Footnote d: identified that ‘at least 300’ participants in the substudy can have PBMCs collected	a) To support evaluation of SAEs, MAAEs, or AESIs b) To help ensure PBMCs can be collected in participants across age groups	Non-substantial
2.2 Background	a) Corrected the study number for the University of Oxford South African clinical study b) Updated preliminary clinical data from Study COV001 and Study COV002	To align with: a) The study number correction made by the University of Oxford b) The updated AZD1222 IB, Edition 1.1	Non-substantial

Section # and Name	Description of Change	Brief Rationale	Substantial/ Non-substantial
2.3.1 Risk Assessment	Updated common solicited AE information	To align with the updated AZD1222 IB, Edition 1.1	Non-substantial
3 Objectives and Endpoints	<ul style="list-style-type: none"> a) Clarified that secondary objective 6 is performed in substudy and illness visits only b) Footnote a: identified the number of randomized participants in each age group to participate in the substudy 	<ul style="list-style-type: none"> a) Humoral responses to AZD1222 are not required for main study participants b) To identify by age group the 3 000 randomized participants who will participate in the substudy 	Non-substantial
4.1 Overall Design	<ul style="list-style-type: none"> a) Clarified that enrollment will begin with participants 18 to 55 years of age, followed by older age groups after FDA review of accruing clinical data b) Identified the number of randomized participants in each age group to participate in the substudy 	<ul style="list-style-type: none"> a) To provide for review of immunogenicity data in older subjects prior to enrollment' b) To identify by age group the 3 000 randomized participants who will participate in the substudy 	Non-substantial
4.2.1 Rationale for Study Design and Participant Population	Updated the number of participants 56 to 69 and ≥ 70 years of age anticipated to have received AZD1222 at time of study initiation	To align with updated study status	Non-substantial
5.1 Inclusion Criteria	Corrected number formatting to separate Criteria 3 and 4	Inclusion criterion 4 was erroneously included under inclusion criterion 3	Non-substantial
5.2 Exclusion Criteria	<ul style="list-style-type: none"> a) Clarified Criterion 2 to include participants with any other demyelinating condition b) Clarified Criterion 6 to state ≥ 20 mg per day vs ≥ 20 mg/kg/day of prednisone 	<p>Per NIH request</p> <p>Correct typographical error</p>	Non-substantial
6.1.2 Dosing Instructions	Deleted instructions to cover the injection site with a sterile dressing	Erroneously included in original protocol	Non-substantial
6.2.1 Dose Preparation and Administration; 6.2.1.1 AZD1222 6.2.1.2 Placebo	Clarified that AZD1222 and placebo doses drawn into syringes for administration must be administered according to the	To align with the beyond-use-date of the vial or IV bag as AZD1222 and	Non-substantial

Section # and Name	Description of Change	Brief Rationale	Substantial/ Non-substantial
	beyond-use-date of the vial or IV bag	placebo do not contain preservatives	
7.2 Participant Withdrawal from the Study	Clarified that all collected samples will be destroyed if the participant withdraws consent for use of existing samples	To align with current process	Non-substantial
8.1.1 Monitoring COVID-19 Symptoms	Clarified that investigator judgement should be used when determining which participants should initiate illness visits during the 7 days following administration of each dose of study intervention	To help ensure that qualifying symptoms for illness visits are due to potential infection with SARS-CoV-2 and not to reactogenicity of the study intervention	Non-substantial
8.1.2.2 Digital Health Device	Clarified that the monitoring team will receive and triage alerts associated with participants' digital health device data rather than the investigator	To align with current process	Non-substantial
9.1 Statistical Hypotheses 9.4.2.1 Primary Endpoint 9.4.4 Methods for Multiplicity Control 9.5 Interim Analyses	Clarified the statistical significance for determining vaccine efficacy	To add greater detail to the statistical analysis approach for the primary estimand	Non-substantial
9.4 Statistical Analyses	Clarified that the SAP will be approved prior to the interim analysis vs the primary analysis	Per standard practice	Non-substantial
Appendix A 5 Committee Structure	Added criteria for pausing the study for DSMB review	To ensure safety oversight	Non-substantial
Appendix E Toxicity Grading Scales for Solicited Adverse Events			
Table 11 Clinical Abnormalities: Vital Signs	Revised the temperature range for fever	To align with definition of fever throughout the main body	Non-substantial
Table 12 Clinical Abnormalities: Systemic	Added information for assessing severity grade of chills and deleted diarrhea	To align with solicited adverse events being collected, which includes chills but not diarrhea	Non-substantial

AESI = adverse event of special interest; MAAE = medically attended adverse event; NIH = National Institutes of Health; SAE = serious adverse event; SAP = Statistical Analysis Plan.

TABLE OF CONTENTS

TITLE PAGE.....	1
PROTOCOL AMENDMENT SUMMARY OF CHANGES TABLE.....	3
TABLE OF CONTENTS.....	6
1 PROTOCOL SUMMARY	10
1.1 Synopsis.....	10
1.2 Schema.....	16
1.3 Schedule of Activities.....	16
2 INTRODUCTION	24
2.1 Study Rationale.....	24
2.2 Background.....	24
2.3 Benefit/Risk Assessment.....	26
2.3.1 Risk Assessment.....	26
2.3.2 Benefit Assessment.....	27
2.3.3 Overall Benefit: Risk Conclusion.....	27
3 OBJECTIVES AND ENDPOINTS	28
4 STUDY DESIGN	31
4.1 Overall Design.....	31
4.2 Scientific Rationale for Study Design.....	33
4.2.1 Rationale for Study Design and Participant Population.....	33
4.2.2 Rationale for Study Endpoints.....	34
4.3 Justification for Dose.....	34
4.4 End of Study Definition.....	35
5 STUDY POPULATION	35
5.1 Inclusion Criteria.....	35
5.2 Exclusion Criteria.....	37
5.3 Lifestyle Considerations.....	39
5.4 Screen Failures.....	39
6 STUDY INTERVENTION	39
6.1 Study Interventions Administered.....	40
6.1.1 Investigational Products.....	40
6.1.2 Dosing Instructions.....	40
6.2 Preparation/Handling/Storage/Accountability.....	41
6.2.1 Dose Preparation and Administration.....	41
6.2.1.1 AZD1222.....	41
6.2.1.2 Placebo.....	42
6.3 Measures to Minimize Bias: Randomization and Blinding.....	42
6.3.1 Randomization.....	42

6.3.2	Blinding.....	42
6.3.3	Procedures for Unblinding	43
6.4	Study Intervention Compliance.....	43
6.5	Concomitant Therapy.....	43
6.5.1	Permitted Concomitant Medications	44
6.5.2	Prohibited Concomitant Medications	44
6.6	Dose Modification	44
6.7	Intervention After the End of the Study.....	44
7	DISCONTINUATION OF STUDY INTERVENTION AND PARTICIPANT DISCONTINUATION/WITHDRAWAL.....	45
7.1	Discontinuation of Study Intervention.....	45
7.1.1	Study Suspension or Termination.....	45
7.2	Participant Withdrawal from the Study	45
7.3	Lost to Follow up.....	46
8	STUDY ASSESSMENTS AND PROCEDURES	46
8.1	Efficacy Assessments.....	47
8.1.1	Monitoring COVID-19 Symptoms	47
8.1.2	Illness Visits	48
8.1.2.1	SARS-CoV-2 Testing and Other Virology Assessments.....	49
8.1.2.2	Digital Health Device	49
8.1.2.3	Illness e-Diary	49
8.1.3	Severe COVID-19	50
8.1.4	Medical Notes Review.....	51
8.1.5	Monitoring for Asymptomatic Infection.....	51
8.2	Safety Assessments.....	51
8.2.1	Physical Examinations	51
8.2.2	Vital Signs	51
8.2.3	Clinical Laboratory Assessments	52
8.3	Adverse Events and Serious Adverse Events.....	52
8.3.1	Time Period and Frequency for Collecting AE and SAE Information.....	52
8.3.2	Follow-up of AEs and SAEs	53
8.3.3	Causality Collection.....	54
8.3.4	Adverse Events Based on Signs and Symptoms	54
8.3.5	Adverse Events Based on Examinations and Tests	54
8.3.6	Hy’s Law	55
8.3.7	Solicited Adverse Events (Only for Substudy)	55
8.3.8	Medically Attended Adverse Events	56
8.3.9	Adverse Events of Special Interest	56
8.3.10	Reporting of Serious Adverse Events.....	57
8.3.11	Pregnancy	58
8.3.11.1	Maternal Exposure.....	58
8.3.12	Medication Error.....	58
8.3.13	Medical Device Deficiencies.....	59

8.4	Overdose	59
8.5	Human Biological Samples.....	59
8.5.1	Pharmacokinetics.....	60
8.5.2	Immunogenicity Assessments.....	60
8.5.2.1	SARS-CoV-2 Serology Assessments	60
8.5.2.2	SARS-CoV-2 Neutralizing Antibody Assessments	60
8.5.2.3	Assessment of Mucosal Responses	60
8.5.2.4	Assessment of Cell-mediated Immune Responses.....	61
8.5.2.5	Additional Serum Immunogenicity	61
8.5.3	Pharmacodynamics	61
8.6	Human Biological Sample Biomarkers	61
8.6.1	Collection of Mandatory Samples for Biomarker Analysis.....	61
8.6.1.1	Virologic Assessments.....	62
8.6.1.2	Assessment of Viral Shedding	62
8.6.2	Other Study-related Biomarker Research	62
8.7	Optional Genomics Initiative Sample.....	62
8.8	Medical Resource Utilization and Health Economics	63
9	STATISTICAL CONSIDERATIONS.....	63
9.1	Statistical Hypotheses	63
9.2	Sample Size Determination.....	63
9.3	POPULATIONS FOR ANALYSES	65
9.4	Statistical Analyses	65
9.4.1	General Considerations	66
9.4.2	Efficacy	66
9.4.2.1	Primary Endpoint.....	66
9.4.2.2	Secondary Endpoints	68
9.4.2.3	Exploratory Endpoints	69
9.4.3	Safety	70
9.4.3.1	Primary Endpoints	70
9.4.3.2	Other Safety Endpoints.....	70
9.4.4	Methods for Multiplicity Control	70
9.4.5	Sensitivity Analyses.....	71
9.4.6	Subgroup Analyses	71
9.5	Interim Analyses.....	71
9.6	Data Safety Monitoring Committee.....	71
10	SUPPORTING DOCUMENTATION AND OPERATIONAL CONSIDERATIONS.....	72
11	REFERENCES	96

LIST OF FIGURES

Figure 1	Study Design	16
----------	--------------------	----

LIST OF TABLES

Table 1	Schedule of Activities: Screening Period	17
Table 2	Schedule of Activities: Treatment and Follow-up Period – Main Study (Excluding Substudy Participants)	18
Table 3	Schedule of Activities: Treatment and Follow-up Period – Substudy	20
Table 4	Schedule of Activities: Illness Visits (Participants with Qualifying Clinical Symptoms)	22
Table 5	Objectives and Endpoints.....	28
Table 6	Highly Effective Methods of Contraception.....	37
Table 7	Investigational Products.....	40
Table 8	List of Predefined Solicited Adverse Events for Reactogenicity Assessment.....	55
Table 9	Populations for Analysis	65
Table 10	Tables for Clinical Abnormalities: Local Reactions to Injectable Product	89
Table 11	Tables for Clinical Abnormalities: Vital Signs	90
Table 12	Tables for Clinical Abnormalities: Systemic (General or Illness)	91

LIST OF APPENDICES

Appendix A	Regulatory, Ethical, and Study Oversight Considerations.....	73
Appendix B	Adverse Events: Definitions and Procedures for Recording, Evaluating, Follow-up, and Reporting	79
Appendix C	Handling of Human Biological Samples	83
Appendix D	Optional Genomics Initiative Sample.....	85
Appendix E	Toxicity Grading Scales for Solicited Adverse Events	88
Appendix F	Adverse Events of Special Interest.....	92
Appendix G	Abbreviations	94

1 PROTOCOL SUMMARY

1.1 Synopsis

Protocol Title: A Phase III Randomized, Double-blind, Placebo-controlled Multicenter Study in Adults to Determine the Safety, Efficacy, and Immunogenicity of AZD1222, a Non-replicating ChAdOx1 Vector Vaccine, for the Prevention of COVID-19

Short Title: Phase III Double-blind, Placebo-controlled Study of AZD1222 for the Prevention of COVID-19 in Adults

Rationale: The aim of the study is to assess the safety, efficacy, and immunogenicity of AZD1222 for the prevention of COVID-19. The COVID-19 pandemic has caused major disruption to healthcare systems with significant socioeconomic impacts. Currently, there are no specific treatments available against COVID-19 and accelerated vaccine development is urgently needed. A safe and effective vaccine for COVID-19 prevention would have significant public health impact.

Objectives and Endpoints

Objective ^a	Estimand ^b Description/Endpoint
PRIMARY	
1 To estimate the efficacy of 2 IM doses of AZD1222 compared to placebo for the prevention of COVID-19 in adults ≥ 18 years of age	Population: Full analysis set, excluding participants who are seropositive at baseline.
	Endpoint: A binary response, whereby a participant is defined as a COVID-19 case if their first case of SARS-CoV-2 RT-PCR-positive symptomatic illness occurs ≥ 15 days post second dose of study intervention. Otherwise, a participant is not defined as a COVID-19 case.
	Intercurrent events: For participants who withdraw from the study prior to having met the criteria for the primary efficacy endpoint, absence of data following these participants' withdrawal will be treated as missing.
	Summary measure: VE, calculated as 1-relative risk. (Relative risk is the incidence of infection in the vaccine group relative to the incidence of infection in the control group.)
2 To assess the safety and tolerability of 2 IM doses of AZD1222 compared to placebo in adults ≥ 18 years of age	a) Incidence of AEs for 28 days post each dose of study intervention
	b) Incidence of SAEs, MAAEs, and AESIs from Day 1 post treatment through Day 730
3 To assess the reactogenicity of 2 IM doses of AZD1222 compared to placebo in adults ≥ 18 years of age (Substudy only)	Incidence of local and systemic solicited AEs for 7 days post each dose of study intervention

Objective ^a	Estimand ^b Description/Endpoint
SECONDARY	
1 To estimate the efficacy of 2 IM doses of AZD1222 compared to placebo for the prevention of SARS-CoV-2 asymptomatic infection	Proportion of participants positive for SARS-CoV-2 Nucleocapsid antibodies over time
2 To estimate the efficacy of 2 IM doses of AZD1222 compared to placebo for the prevention of symptomatic COVID-19 using CDC criteria	The incidence of the first case of SARS-CoV-2 RT-PCR-positive symptomatic illness occurring \geq 15 days post second dose of study intervention using CDC criteria
3 To estimate the efficacy of 2 IM doses of AZD1222 compared to placebo for the prevention of University of Oxford-defined symptomatic COVID-19	The incidence of the first case of SARS-CoV-2 RT-PCR-positive symptomatic illness occurring \geq 15 days post second dose of study intervention using University of Oxford-defined symptom criteria
4 To estimate the efficacy of 2 IM doses of AZD1222 compared to placebo for the prevention of severe or critical symptomatic COVID-19	The incidence of SARS-CoV-2 RT-PCR-positive severe or critical symptomatic illness occurring \geq 15 days post second dose of study intervention
5 To estimate the efficacy of 2 IM doses of AZD1222 compared to placebo for the prevention of COVID-19-related Emergency Department visits	The incidence of COVID-19-related Emergency Department visits occurring \geq 15 days post second dose of study intervention
6 To assess antibody responses to AZD1222 S antigen following 2 IM doses of AZD1222 or placebo (Substudy and Illness Visits only)	a) Post-treatment GMTs and GMFRs from day of dosing baseline value to 28 days post each dose in SARS-CoV-2 S, RBD antibodies (MSD serology assay)
	b) The proportion of participants who have a post-treatment seroresponse (\geq 4-fold rise in titers from day of dosing baseline value to 28 days post each dose) to the S, RBD antigens of AZD1222 (MSD serology assay)
7 To determine anti-SARS-CoV-2 neutralizing antibody levels in serum following 2 IM doses of AZD1222 or placebo (Substudy and Illness Visits only)	a) Post-treatment GMTs and GMFRs from day of dosing baseline value to 28 days post each dose in SARS-CoV-2 neutralizing antibodies (wild-type assay or pseudo-neutralization assay)
	b) Proportion of participants who have a post-treatment seroresponse (\geq 4-fold rise in titers from day of dosing baseline value to 28 days post each dose) to AZD1222 as measured by SARS-CoV-2 neutralizing antibodies (wild-type assay or pseudo-neutralization assay)

Objective ^a	Estimand ^b Description/Endpoint
------------------------	--

^a Substudy: The first participants randomized in each age group, including 1 500 participants 18 to 55 years of age, 750 participants 56 to 69 years of age, and 750 participants \geq 70 years of age, will also participate in a substudy assessing the reactogenicity and immunogenicity of AZD1222.

Illness Visits: Participants who present with qualifying symptoms will be tested for SARS-CoV-2 and if positive, will complete illness visits.

^b Estimand is the target of estimation to address the scientific question of interest posed by the primary objective. Attributes of an estimand include the population of interest, the variable (or endpoint) of interest, the specification of how intercurrent events are reflected in the scientific question of interest, and the population-level summary for the variable.

AE = adverse event; AESI = adverse event of special interest; CDC = Centers for Disease Control and Prevention; COVID-19 = coronavirus disease-19; GMFR = geometric mean fold rise; GMT = geometric mean titer; IFN- γ = interferon-gamma; IM = intramuscular; MAAE = medically attended adverse event; MSD = Meso Scale Discovery; RT-PCR = reverse transcriptase polymerase chain reaction; RBD = receptor binding domain; S = Spike; SAE = serious adverse event; SARS-CoV-2 = severe acute respiratory syndrome-coronavirus-2; VE = vaccine efficacy.

For exploratory objectives, see Section 3.

Overall Design: D8110C00001 is a Phase III randomized, double-blind, placebo-controlled multicenter study assessing the safety, efficacy, and immunogenicity of AZD1222 compared to placebo for the prevention of COVID-19. Up to approximately 100 sites in the USA will participate in this study. Study sites outside of the USA will also be considered based on predicted transmission rates of SARS-CoV-2 in those locations.

Participants will be adults \geq 18 years of age who are healthy or have medically-stable chronic diseases, and are at increased risk for SARS-CoV-2 acquisition and COVID-19.

Approximately 30 000 participants will be randomized in a 2:1 ratio to receive 2 IM doses of either 5×10^{10} vp (nominal, $\pm 1.5 \times 10^{10}$ vp) AZD1222 (n = approximately 20 000) or saline placebo (n = approximately 10 000) 4 weeks apart, on Days 1 and 29. Randomization will be stratified by age (\geq 18 to $<$ 65 years, and \geq 65 years), with at least 25% of participants to be enrolled in the older age stratum. Enrollment will begin with participants 18 to 55 years of age. Participants 56 to 69 years of age and \geq 70 years of age will be enrolled following FDA review of data accruing from the ongoing University of Oxford AZD1222 clinical studies.

All participants will be assessed for efficacy and safety. The first participants randomized in each age group, including 1 500 participants 18 to 55 years of age, 750 participants 56 to 69 years of age, and 750 participants \geq 70 years of age, will also participate in a substudy assessing the reactogenicity and immunogenicity of AZD1222.

A PSRT will provide safety surveillance during the study. Additionally, an independent COVID-19 Vaccine DSMB organized by the National Institutes of Health, National Institute for Allergy and Infectious Diseases, will provide oversight, to ensure safe and ethical conduct of the study.

Participants will remain on study for 2 years following administration of the first dose of study intervention (Day 730). If AZD1222 is proven to be safe and efficacious based on the primary endpoint analysis, following discussion at that time with the US FDA, other Regulators if appropriate, and the COVID-19 Vaccine DSMB, participants allocated to the placebo group may be offered AZD1222 if doses are available. Placebo participants treated with AZD1222 will continue to be followed in the study.

Disclosure Statement: This is a parallel-group preventive study with 2 arms that is participant-, investigator-, and Sponsor-blinded.

Number of Participants: Approximately 33 000 participants will be screened to achieve up to approximately 30 000 participants randomly assigned to study intervention, including 20 000 participants randomized to the AZD1222 arm and 10 000 participants randomized to the saline placebo arm.

Note: ‘Enrolled’ means a participant's, or their legally acceptable representative's, agreement to participate in a clinical study following completion of the informed consent process. Potential participants who are screened for the purpose of determining eligibility for the study, but are not randomly assigned in the study, are considered ‘screen failures.’

Intervention Groups and Duration: Participants will be randomized in a 2:1 ratio to receive 2 IM doses of 5×10^{10} vp (nominal, $\pm 1.5 \times 10^{10}$ vp) AZD1222 or saline placebo. Study intervention will be administered on Day 1 and Day 29.

Data Monitoring Committee: Yes

Statistical Methods

Primary efficacy endpoint

The primary efficacy endpoint is a binary response, whereby a participant is defined as a COVID-19 case if their first case of SARS-CoV-2 RT-PCR-positive symptomatic illness occurs ≥ 15 days post second dose of study intervention. Otherwise, a participant is not defined as a COVID-19 case.

Sample size

Approximately 33 000 participants will be screened such that approximately 30 000 participants will be randomized in a 2:1 ratio to receive 2 IM doses of either 5×10^{10} vp (nominal, $\pm 1.5 \times 10^{10}$ vp) AZD1222 (the active group, n = approximately 20 000) or saline placebo (the control group, n = approximately 10 000) 4 weeks apart, on Days 1 and 29.

The sample size calculations are based on the primary efficacy endpoint and were derived following a modified Poisson regression approach ([Zou 2004](#)). The calculations account for an

interim and primary analysis, and the timing of these analyses will be driven by the number of events observed in the study. The interim analysis will be carried out when approximately 50% of the total amount of statistical information is available. A Pocock boundary has been used to account for multiplicity, where the Type I error at the interim and primary analyses is 2.939% such that the overall Type I error is controlled at 5%. The calculations assume minimal loss to follow-up as it is anticipated that participants will remain engaged in the study. All participants will be followed for the entire duration of the study.

For the primary efficacy analysis, approximately 80 events meeting the primary efficacy endpoint definition within the population of participants who are not seropositive at baseline are required across the active and control groups to detect a VE of 70% with > 90% power. These calculations assume an observed attack rate of 0.5% and are based on a 2-sided test, where the lower bound of the 2-sided 97.06% CI for VE is required to be greater than 30% with an observed point estimate of at least 50%.

An interim efficacy analysis will be conducted when approximately 40 events meeting the primary endpoint definition have been reported across the active and control groups within the population of participants who are not seropositive at baseline, which will give > 65% power to detect a VE of 70%. Similar to the primary analysis, these calculations assume an observed attack rate of 0.5% and are based on a 2-sided test, where the lower bound of the 2-sided 97.06% CI for VE is required to be greater than 30% with an observed point estimate of at least 50%. A statistically significant finding at the interim analysis will not be considered a reason to stop the study, but instead will be interpreted as early assessment of efficacy.

Note that if the underlying annualized attack rate is higher than 0.5%, the interim and primary analyses will be carried out earlier and the change in incidence will not result in a change in the required number of observed cases.

Primary estimand

The primary estimand will be used for the analysis of the primary efficacy endpoint. It will be based on participants in the full analysis set, defined as all randomized participants who received at least 1 dose of study intervention excluding those participants who are seropositive at baseline, analyzed according to their randomized treatment. For participants with multiple events, only the first occurrence will be used for the primary efficacy endpoint analysis. The set of intercurrent events for this estimand consists of participants who withdraw from the study prior to having met the primary efficacy endpoint. The intercurrent events will be handled using the treatment policy strategy and the absence of data following these participants' withdrawal will be treated as missing.

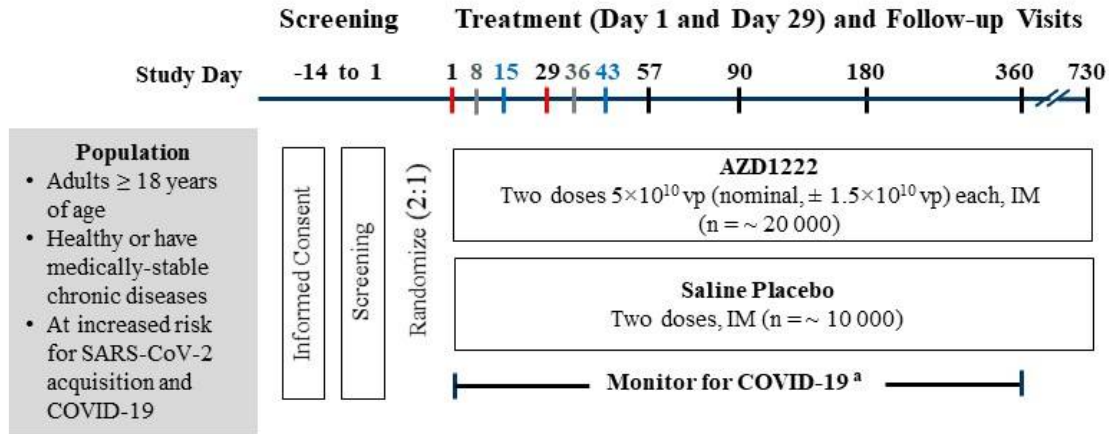
Primary efficacy analysis

As the primary efficacy analysis, the plan is to use the primary estimand and a Poisson regression model with robust variance (Zou 2004) to analyze the primary efficacy endpoint, which will include age as a baseline covariate as well as the log of the follow-up time as an offset. The VE will be estimated from the model, which will give the RRR in the incidence of SARS-CoV-2 RT-PCR-positive symptomatic illness. VE is calculated as $RRR = 100 * (1 - \text{relative risk})$, which is the incidence of infection in the vaccine group relative to the incidence of infection in the control group expressed as a percentage. For the interim and primary analyses, VE will be presented with a 2-sided 97.06% CI, which is based on a Pocock boundary for 2-group sequential tests. The corresponding 2-sided p-value will also be presented from the model, which will test the null hypothesis that the VE is equal to 30%. Statistical significance will be achieved if the 97.06% CI is $> 30\%$. The success criterion for the study will be statistical significance with an observed VE point estimate of at least 50%.

Model assumptions will be checked and the robustness of the primary analysis will be assessed. The Poisson regression model with robust variance has the flexibility for exploring multiple imputation approaches using, eg, the observed placebo attack rate to impute missing data. If the Poisson regression model with robust variance fails to converge, an alternative approach will be implemented. Full details will be documented in the SAP.

1.2 Schema

Figure 1 Study Design



^a Participants who present with qualifying symptoms will be tested for SARS-CoV-2 and if positive, will complete illness visits.

Red bars: Administration of study intervention.

Gray bars: Day 8 and Day 36 visits will be telephone contacts, not study site visits.

Blue bars: Day 15 and Day 43 visits will only be for participants in the substudy. The first participants randomized in each age group, including 1 500 participants 18 to 55 years of age, 750 participants 56 to 69 years of age, and 750 participants \geq 70 years of age, will also participate in a substudy assessing the reactogenicity and immunogenicity of AZD1222.

COVID-19 = coronavirus disease 2019; IM = intramuscular; SARS-CoV-2 = severe acute respiratory syndrome-coronavirus-2; vp = viral particles.

1.3 Schedule of Activities

The SoA tables include:

- [Table 1](#), Screening Period
- [Table 2](#), Treatment and Follow-Up Period – Main Study (Excluding Substudy Participants)
- [Table 3](#), Treatment and Follow-Up Period - Substudy
- [Table 4](#), Illness Visits (Participants with Qualifying Clinical Symptoms)

Table 1 Schedule of Activities: Screening Period

Procedure / Study Day	Day -14 to Day 1 ^a	For details see Section
Informed consent: main study	X	5.1
Informed consent: genetic sample and analysis (optional)	X	5.1, 8.7
Assignment SID number	X	6.3
Medical history	X	5.1, 5.2
Complete physical examination, including height and weight	X	8.2.1
Vital signs (including pulse oximetry)	X	8.2.2
Pregnancy test – urine or serum (WOCBP only) ^b	X	8.2.3
Assessment of SAEs	X	8.3
Concomitant medications	X	6.5
Verify eligibility criteria	X	5.1, 5.2

^a If screening and dosing occur at the same visit, only one evaluation is required.

^b If urine tests positive or indeterminate, a quantitative serum β -hCG will be performed for confirmation.

β -hCG = beta-human chorionic gonadotropin; SAE = serious adverse event; SID = subject identification;
 WOCBP = women of childbearing potential.

Table 2 Schedule of Activities: Treatment and Follow-up Period – Main Study (Excluding Substudy Participants)

Procedure	Treatment and Follow-up Period									For details see Section
Day	1	8 ^a	29	36 ^a	57	90	180	360	730	
Window (days)	NA	± 3	± 3	± 3	± 3	± 5	± 10	± 15	± 30	
Telephone contact for safety monitoring		X		X						

^a Not a study site visit; participants will be contacted by telephone for safety monitoring

^b If urine tests positive or indeterminate, a quantitative serum β-HCG will be performed for confirmation.

^c Weekly contact with participants to remind them to present to the study site for SARS-CoV-2 testing if they have qualifying symptoms

AE = adverse event; AESI = adverse event of special interest; β-hCG = beta-human chorionic gonadotropin; MAAE = medically attended adverse event; NA = not applicable; SAE = serious adverse event; SARS-CoV-2 = severe acute respiratory syndrome-coronavirus-2; WOCBP = women of childbearing potential.

Table 3 Schedule of Activities: Treatment and Follow-up Period – Substudy

Procedure	Treatment and Follow-up Period											For details see Section	
	Day	1	8 ^a	15	29	36 ^a	43	57	90	180	360		730
Window (days)	NA	± 3	± 1	± 3	± 3	± 3	± 3	± 3	± 5	± 10	± 15	± 30	
PBMCs for assessment of B-cell and T-cell responses ^d	X (predose)		X				X						8.5.2
Serum sample for SARS-CoV-2 nAbs assessment	X (predose)		X	X (predose)			X	X		X	X		
Nasal adsorption for SARS-CoV-2 mucosal responses	X (predose)		X	X (predose)			X	X		X	X		
Serum sample for ACE2 competition serology	X (predose)			X (predose)				X		X			
Safety assessments													
Local and systemic predefined solicited AEs (recorded daily by participant in Solicited AE e-Diary)	X (through Day 8)			X (through Day 36)									8.3.7
AEs	X	X	X	X	X	X	X	X					8.3
SAEs, MAAEs, and AESIs	X	X	X	X	X	X	X	X	X	X	X	X	
Telephone contact for safety monitoring		X				X							

^a Not a study site visit; participants will be contacted by telephone for safety monitoring

^b If urine tests positive or indeterminate, a quantitative serum β-hCG will be performed for confirmation.

^c Weekly contact with participants to remind them to present to the study site for SARS-CoV-2 testing if they have qualifying symptom

^d PBMCs will be isolated from at least approximately 300 participants at select study sites, as outlined in the laboratory manual.

ACE2 = angiotensin-converting enzyme 2; AE = adverse event (treatment-emergent); AESI = adverse event of special interest; β-hCG = beta-human chorionic gonadotropin; CoV = coronavirus; COVID-19 = coronavirus disease 2019; MAAE = medically attended adverse event; NA = not applicable; nAb = neutralizing antibody; PBMC = peripheral blood mononuclear cell; SAE = serious adverse event; SARS-CoV-2 = severe acute respiratory syndrome-coronavirus-2; WOCBP = women of childbearing potential.

2 INTRODUCTION

AZD1222 is being developed for the prevention of COVID-19. AZD1222 is a recombinant replication-defective chimpanzee adenovirus expressing the SARS-CoV-2 S surface glycoprotein driven by the human cytomegalovirus major immediate early promoter that includes intron A with a human tPA leader sequence at the N terminus.

2.1 Study Rationale

The aim of the study is to assess the safety, efficacy, and immunogenicity of AZD1222 for prevention of COVID-19. The COVID-19 pandemic has caused major disruption to healthcare systems with significant socioeconomic impacts. Currently, there are no licensed preventions available against COVID-19 and accelerated vaccine development is urgently needed. A safe and effective vaccine for COVID-19 prevention would have significant global public health impact.

2.2 Background

In December 2019, a cluster of patients with pneumonia of unknown cause was linked to a seafood wholesale market in Wuhan, China and were later confirmed to be infected with a novel coronavirus, known as 2019-nCoV (Zhu et al 2020). The virus was subsequently renamed to SARS-CoV-2 because it is similar to the coronavirus responsible for SARS-CoV, a lineage B *Betacoronavirus*. SARS-CoV-2 shares more than 79% of its sequence with SARS-CoV, and 50% with the coronavirus responsible for MERS-CoV, a member of the lineage C *Betacoronavirus* (Lu et al 2020). COVID-19 is the infectious disease caused by SARS-CoV-2. By January 2020 there was increasing evidence of human to human transmission as the number of cases rapidly began to increase in China. Spread of the virus has been rapid and now encompasses the globe. The WHO declared the novel coronavirus a pandemic on 11 March 2020. As of 13 July 2020, there have been more than 12.7 million confirmed cases and > 560 000 deaths, of which 3.2 million confirmed cases and > 130 000 deaths have been reported in the USA (WHO 2020). It is believed that evolution of the pandemic will vary across countries, affected in part by different containment strategies ranging from extreme lockdown to relative inaction. As a result, there may be regional waves of the disease and pockets of vulnerable populations. Globally, governments have acknowledged that an effective vaccine against COVID-19 is the only way to guarantee a safe and sustained exit strategy from repeated lockdowns.

CoVs are spherical, enveloped viruses with positive-sense single-stranded RNA genomes. One fourth of their genome is responsible for coding structural proteins, such as the S glycoprotein, envelope, membrane, and nucleocapsid proteins. Envelope, membrane, and nucleocapsid proteins are mainly responsible for virion assembly whilst the S protein is involved in receptor binding, mediating virus entry into host cells during CoVs infection via different receptors (Li 2016). SARS-CoV-2 belongs to the phylogenetic lineage B of the

genus *Betacoronavirus* and it recognizes the ACE2 as the entry receptor (Zhou et al 2020). It is the seventh CoV known to cause human infections and the third known to cause severe disease after SARS-CoV and MERS-CoV.

AZD1222 is a recombinant replication-defective chimpanzee adenovirus expressing the SARS-CoV-2 S surface glycoprotein. Development of AZD1222, previously referred to as ChAdOx1 nCoV-19, was initiated by the University of Oxford with subsequent transfer of development activities to the Sponsor. Nonclinical studies found AZD1222 to be immunogenic in BALB/c and CD-1 mice, porcine, and NHP models. Further, in a SARS-CoV-2 challenge NHP model, a single administration of AZD1222 significantly reduced viral load in bronchoalveolar lavage fluid and respiratory tract tissue of vaccinated animals as compared to vector controls (van Doremalen et al 2020). Efficacy studies in ferret and NHP models are underway.

The clinical development program for AZD1222 was initiated by the University of Oxford, and currently has 4 ongoing studies being conducted in the UK (FIH COV001 [NCT04324606], COV002 [NCT04400838]), Brazil (COV003 [ISRCTN89951424], and South Africa (COV005 [NCT04444674]). Preliminary data are available for the FIH Study COV001 and Study COV002.

Study COV001 enrolled the first participant on 23 April 2020 and completed enrollment on 21 May 2020. As of 24 July 2020, a total of 1 077 participants have been enrolled including 544 participants who received at least one dose of 5×10^{10} vp AZD1222 and 10 participants who received a second dose of 5×10^{10} vp AZD1222 4 weeks later. Safety data found the vaccine was generally tolerated, with no treatment-related SAEs reported through 28 days post dose. The most common local solicited AEs were vaccination site pain and tenderness. The most common systemic solicited AEs were chills, feverishness, fever, headache, malaise, and myalgia. The majority of events were mild or moderate in severity and resolved within 1 to 7 days. Following the second dose, a general attenuation in the incidence and severity of local and systemic solicited AEs was observed.

Preliminary immunogenicity data from Study COV001 suggest that a single dose can elicit both humoral and cellular immunogenicity responses and that antibody responses are boosted after a second dose. S-specific T-cell responses peaked on Day 14. Anti-S IgG responses rose by Day 28, and were boosted 3-fold following a second dose.

Neutralizing antibody responses against SARS-CoV-2 were detected in 32 (91%) of 35 participants after a single dose when measured in microneutralization assay (MNA₈₀) and in 35 (100%) participants when measured in plaque reduction neutralization test (PRNT₅₀). After the second dose, all participants had neutralizing activity (9 of 9 in MNA₈₀ at Day 42 and 10 of 10 in Marburg virus neutralization assay on Day 56). Neutralizing antibody responses correlated strongly with antibody levels measured by ELISA (Folegatti et al 2020b).

As of 24 July 2020, Study COV002 enrolled 8 344 participants, including 4 252 participants who received at least one dose of AZD1222 ranging from 2.2×10^{10} vp to 5×10^{10} vp. Based on preliminary data following a single dose of 5×10^{10} vp, the local and systemic solicited-AE profile in participants 18 to 55 years of age was generally comparable to results in Study COV001. In general, a decline in the incidence and severity of solicited AEs was observed across the age groups (18-55, 56-69, and ≥ 70 years) in Study COV002.

Another ChAdOx1-vectored vaccine expressing the full-length S protein from a related betacoronavirus, MERS-CoV, has been given to 53 participants as part of 2 ongoing dose-escalation Phase I studies (MERS001 [NCT03399578] and MERS002 [NCT04170829], sponsored by the University of Oxford) at doses ranging from 5×10^9 vp to 5×10^{10} vp. Preliminary immunogenicity data from MERS001 suggested that a single dose of ChAdOx1 MERS can elicit both humoral and cellular responses. Overall, the vaccine was safe and generally well tolerated, with no serious adverse reactions reported in either study.

The ChAdOx1 platform has been used in 14 clinical studies sponsored by the University of Oxford with immunogens from multiple pathogens such as influenza, tuberculosis, malaria, chikungunya, Zika, MERS-CoV, and Meningitis B. Over 360 healthy adult participants have received ChAdOx1-vectored vaccines in these studies. These vaccines demonstrated robust immunogenicity after a single dose and favorable safety profiles, with no vaccine-related SAEs.

See the AZD1222 IB, Sections 4 and 5 for additional information on nonclinical and clinical studies, respectively, of AZD1222 and related ChAdOx1-vectored vaccines. Detail on the development and chemistry of AZD1222 is provided in the IB, Section 3.

Overall, the preliminary data from the AZD1222 clinical and nonclinical studies, and the acceptable safety and efficacy data for the MERS-CoV vaccine and other ChAdOx1-vectored vaccines, support further development of AZD1222 for the prevention of COVID-19.

2.3 Benefit/Risk Assessment

More detailed information about the known and expected benefits and potential risks of AZD1222 can be found in the AZD1222 IB.

2.3.1 Risk Assessment

AZD1222

Based on preliminary clinical data from Study COV001 and Study COV002, the most common local solicited AEs were vaccination site pain and tenderness. Common systemic solicited AEs across the 2 studies included chills, feverishness, fever, fatigue, headache, joint

pain, malaise, and myalgia. The majority of events were mild or moderate in severity and resolved within 1 to 7 days (Section 2.2 and AZD1222 IB).

There are no identified risks for AZD1222. Important potential risks are hypersensitivity including anaphylaxis/anaphylactic reactions, vaccine-associated enhanced respiratory disease, and Guillain-Barré syndrome and other immune-mediated reactions.

Serious allergic reactions including anaphylaxis may occur, as with any vaccine. Acute allergic reactions may include cardio-respiratory, skin, and gastrointestinal signs and symptoms, such as hypotension, bronchospasm, angioedema, urticaria, and diarrhea.

Vaccine-associated enhanced respiratory disease is a potential risk for AZD1222. The risks of inducing disease enhancement and lung immunopathology in the event of COVID-19 following AZD1222 vaccination are unknown.

As with many vaccines, temporary ascending paralysis (Guillain-Barré syndrome) or other immune-mediated reactions that can lead to organ damage may occur, but this should be extremely rare.

2.3.2 Benefit Assessment

Recipients of AZD1222 do not have any guaranteed benefit, however, AZD1222 may be efficacious and offer participants protection from COVID-19. The information gained from this study will inform development decisions.

2.3.3 Overall Benefit: Risk Conclusion

For the safety of participants, the protocol has incorporated various risk mitigation measures including appropriate inclusion and exclusion criteria, close monitoring of participants, and stopping criteria. An independent DSMB will provide study oversight, evaluating cumulative safety and other clinical data at regular intervals. Taking these measures into account, the potential risks identified in association with AZD1222 are justified by the anticipated benefit that may be afforded to participants for the prevention of COVID-19.

3 OBJECTIVES AND ENDPOINTS

Table 5 Objectives and Endpoints

Objective ^a	Estimand ^b Description/Endpoint
PRIMARY	
<p>1 To estimate the efficacy of 2 IM doses of AZD1222 compared to placebo for the prevention of COVID-19 in adults ≥ 18 years of age</p>	<p>Population: Full analysis set, excluding participants who are seropositive at baseline</p>
	<p>Endpoint: A binary response, whereby a participant is defined as a COVID-19 case if their first case of SARS-CoV-2 RT-PCR-positive symptomatic illness occurs ≥ 15 days post second dose of study intervention. Otherwise, a participant is not defined as a COVID-19 case.</p>
	<p>Intercurrent events: For participants who withdraw from the study prior to having met the criteria for the primary efficacy endpoint, absence of data following these participants' withdrawal will be treated as missing.</p>
	<p>Summary measure: VE, calculated as 1-relative risk. (Relative risk is the incidence of infection in the vaccine group relative to the incidence of infection in the control group.)</p>
<p>2 To assess the safety and tolerability of 2 IM doses of AZD1222 compared to placebo in adults ≥ 18 years of age</p>	<p>a) Incidence of AEs for 28 days post each dose of study intervention</p>
	<p>b) Incidence of SAEs, MAAEs, and AESIs from Day 1 post treatment through Day 730</p>
<p>3 To assess the reactogenicity of 2 IM doses of AZD1222 compared to placebo in adults ≥ 18 years of age (Substudy only)</p>	<p>Incidence of local and systemic solicited AEs for 7 days post each dose of study intervention</p>
SECONDARY	
<p>1 To estimate the efficacy of 2 IM doses of AZD1222 compared to placebo for the prevention of SARS-CoV-2 asymptomatic infection</p>	<p>Proportion of participants positive for SARS-CoV-2 Nucleocapsid antibodies over time</p>
<p>2 To estimate the efficacy of 2 IM doses of AZD1222 compared to placebo for the prevention of symptomatic COVID-19 using CDC criteria</p>	<p>The incidence of the first case of SARS-CoV-2 RT-PCR-positive symptomatic illness occurring ≥ 15 days post second dose of study intervention using CDC criteria</p>
<p>3 To estimate the efficacy of 2 IM doses of AZD1222 compared to placebo for the prevention of University of Oxford-defined symptomatic COVID-19</p>	<p>The incidence of the first case of SARS-CoV-2 RT-PCR-positive symptomatic illness occurring ≥ 15 days post second dose of study intervention using University of Oxford-defined symptom criteria</p>
<p>4 To estimate the efficacy of 2 IM doses of AZD1222 compared to placebo for the prevention of severe or critical symptomatic COVID-19</p>	<p>The incidence of SARS-CoV-2 RT-PCR-positive severe or critical symptomatic illness occurring ≥ 15 days post second dose of study intervention</p>

Table 5 Objectives and Endpoints

Objective ^a	Estimand ^b Description/Endpoint
5 To estimate the efficacy of 2 IM doses of AZD1222 compared to placebo for the prevention of COVID-19-related Emergency Department visits	The incidence of COVID-19-related Emergency Department visits occurring \geq 15 days post second dose of study intervention
6 To assess antibody responses to AZD1222 S antigen following 2 IM doses of AZD1222 or placebo (Substudy and Illness Visits only)	a) Post-treatment GMTs and GMFRs from day of dosing baseline value to 28 days post each dose in SARS-CoV-2 S, RBD antibodies (MSD serology assay)
	b) The proportion of participants who have a post-treatment seroresponse (\geq 4-fold rise in titers from day of dosing baseline value to 28 days post each dose) to the S, RBD antigens of AZD1222 (MSD serology assay)
7 To determine anti-SARS-CoV-2 neutralizing antibody levels in serum following 2 IM doses of AZD1222 or placebo (Substudy and Illness Visits only)	a) Post-treatment GMTs and GMFRs from day of dosing baseline value to 28 days post each dose in SARS-CoV-2 neutralizing antibodies (wild-type assay or pseudo-neutralization assay)
	b) Proportion of participants who have a post-treatment seroresponse (\geq 4-fold rise in titers from day of dosing baseline value to 28 days post each dose) to AZD1222 as measured by SARS-CoV-2 neutralizing antibodies (wild-type assay or pseudo-neutralization assay)
EXPLORATORY	
1 To estimate the efficacy of 2 IM doses of AZD1222 compared to placebo for the all-cause mortality	The incidence of all-cause mortality from Day 1 through Day 730
2 To estimate the efficacy of 2 IM doses of AZD1222 compared to placebo for the prevention of COVID-19-related hospitalizations	The incidence of COVID-19-related hospitalizations occurring \geq 15 days post second dose of study intervention
3 To estimate the efficacy of 2 IM doses of AZD1222 compared to placebo for the prevention of COVID-19-related ICU admissions	The incidence of COVID-19-related ICU admissions occurring \geq 15 days post second dose of study intervention
4 To quantify SARS-Cov-2 viral loads in infected participants treated with 2 IM doses of AZD1222 or placebo (Illness Visits only)	Viral genome copies in NP swabs collected at Illness Visits as determined by qRT-PCR
5 To characterize sequence variations in SARS-CoV-2 through genotypic analyses in participants treated with 2 IM doses of AZD1222 or placebo (Illness Visits only)	Genotypic analysis of SARS-CoV-2 from NP swabs collected on Day 1 illness visit
6 To quantify duration of viral shedding in symptomatic SARS-CoV-2 infected participants treated with 2 IM doses of AZD1222 or placebo (Illness Visits only)	Duration of SARS-CoV-2 shedding in saliva over time

Table 5 Objectives and Endpoints

Objective ^a	Estimand ^b Description/Endpoint
7 To assess the biometric profiles associated with COVID-19 using a biosensor in participants treated with 2 IM doses of AZD1222 or placebo (Illness Visits only)	Biophysical parameters, including but not limited to serial measurements of skin temperature, heart rate, respiratory rate, blood oxygen saturation, and physical activity, recorded using a biosensor from illness visits Day 1 through Day 28
8 To assess symptoms associated with COVID-19 using an e-Diary in participants treated with 2 IM doses of AZD1222 or placebo (Illness Visits only)	Symptoms recorded by participants in an Illness e-Diary from illness visits Day 2 through Day 28
9 To assess SARS-CoV-2 specific antibodies in an ACE2 competition assay following 2 IM doses of AZD1222 or placebo (Substudy only)	a) Post-treatment GMTs and GMFRs from Day 1 baseline value to 28 days post each dose in ACE2 competing antibodies from serum samples
	b) Proportion of participants who have a post-treatment seroresponse (\geq 4-fold rise in titers from day of dosing baseline value to 28 days post each dose) in ACE2 competing antibodies
10 To assess serum B- and T-cell responses following 2 IM doses of AZD1222 or placebo (Substudy only)	a) Quantification of (IFN- γ) ELISpot responses to SARS-CoV-2 S protein from day of dosing baseline to 14 days post each dose
	b) Intracellular cytokine staining and flow cytometry for B- and T-cell responses from day of dosing baseline to 14 days post each dose
11 To assess SARS-CoV-2 antibodies in nasal secretions following 2 IM doses of AZD1222 or placebo (Substudy only)	a) Post-treatment GMTs and GMFRs from Day 1 baseline value to 28 days post each dose in SARS-CoV-2 S, RBD, and Nucleocapsid antibodies (MSD serology assay)
	b) Proportion of participants who have a post-treatment seroresponse (\geq 4-fold rise in titers from Day 1 baseline value to 28 days post each dose) to SARS-CoV-2 S, RBD, and Nucleocapsid antigens (MSD serology assay)
12 To assess anti-vector responses to the ChAdOx-1 adenovirus vector following 2 IM doses of AZD1222 or placebo (Substudy only)	Proportion of participants who have a post-treatment seroresponse (\geq 4-fold rise in titers from Day 1 baseline value to 28 days post each dose) to AZD1222 as measured by ChAdOx1 neutralizing antibodies
13 To assess additional immune responses following 2 IM doses of AZD1222 or placebo	Other exploratory assays for humoral and cellular immune responses may be performed based upon emerging safety, efficacy, and immunogenicity data

Table 5 Objectives and Endpoints

Objective ^a	Estimand ^b Description/Endpoint
------------------------	--

^a Substudy: The first participants randomized in each age group, including 1 500 participants 18 to 55 years of age, 750 participants 56 to 69 years of age, and 750 participants ≥ 70 years of age, will also participate in a substudy assessing the reactogenicity and immunogenicity of AZD1222.
Illness Visits: Participants who present with qualifying symptoms will be tested for SARS-CoV-2 and if positive, will complete illness visits.

^b Estimand is the target of estimation to address the scientific question of interest posed by the primary objective. Attributes of an estimand include the population of interest, the variable (or endpoint) of interest, the specification of how intercurrent events are reflected in the scientific question of interest, and the population-level summary for the variable.

ACE2 = angiotensin-converting enzyme 2; AE = adverse event; AESI = adverse event of special interest; CDC = Centers for Disease Control and Prevention; COVID-19 = coronavirus disease-19; ELISpot = enzyme-linked immunospot; GMFR = geometric mean fold rise; GMT = geometric mean titer; ICU = intensive care unit; IFN- γ = interferon-gamma; IM = intramuscular; MAAE = medically attended adverse event; MSD = Meso Scale Discovery; NP = nasopharyngeal; RT-PCR = reverse transcriptase polymerase chain reaction; qRT-PCR = quantitative reverse transcriptase polymerase chain reaction, RBD = receptor binding domain; S = Spike; SAE = serious adverse event; SARS-CoV-2 = severe acute respiratory syndrome-coronavirus-2; VE = vaccine efficacy.

4 STUDY DESIGN

4.1 Overall Design

D8110C00001 is a Phase III randomized, double-blind, placebo-controlled multicenter study assessing the safety, efficacy, and immunogenicity of AZD1222 compared to saline placebo for the prevention of COVID-19. Participants will be adults ≥ 18 years of age who are healthy or have medically-stable chronic diseases, and are at increased risk for SARS-CoV-2 acquisition and COVID-19. Approximately 30 000 participants will be randomized in a 2:1 ratio to receive 2 IM doses of either 5×10^{10} vp (nominal, $\pm 1.5 \times 10^{10}$ vp) AZD1222 (n = approximately 20 000) or saline placebo (n = approximately 10 000) 4 weeks apart, on Days 1 and 29. Randomization will be stratified by age (≥ 18 and < 65 years, and ≥ 65 years), with at least 25% of participants to be enrolled in the older age stratum. Enrollment will begin with participants 18 to 55 years of age. Participants 56 to 69 years of age and ≥ 70 years of age will be enrolled following FDA review of data accruing from the ongoing University of Oxford AZD1222 clinical studies (see Section 2.2 and AZD1222 IB, Section 5 for an overview of these studies).

Participants who present with at least one of the qualifying symptoms listed below through Day 360 will be assessed for COVID-19. With the exception of fever, shortness of breath, or difficulty breathing, the symptom must be present for 2 or more days. Participants with a COVID-19 qualifying symptom(s) will be tested for SARS-CoV-2, and if positive will complete illness visit assessments, as presented in Table 4. See Section 8.1 for details on COVID-19 assessments.

COVID-19 Qualifying Symptoms

Participant must present with at least one of the following symptoms	
Duration	Symptom
No minimum duration	Fever
	Shortness of breath
	Difficulty breathing
Must be present for ≥ 2 days	Chills
	Cough
	Fatigue
	Muscle aches
	Body aches
	Headache
	New loss of taste
	New loss of smell
	Sore throat
	Congestion
	Runny nose
	Nausea
	Vomiting
Diarrhea	

Adapted from (CDC 2020).

Safety will be assessed for the duration of the study. AEs will be recorded for 28 days post each dose of study intervention (ie, until Day 29 post first dose and Day 57 post second dose), and SAEs, MAAEs, and AESIs will be recorded through Day 730. See Sections 8.3, 8.3.8, and 8.3.9 for definitions of these events.

The first participants randomized in each age group, including 1 500 participants 18 to 55 years of age, 750 participants 56 to 69 years of age, and 750 participants ≥ 70 years of age, will also participate in a substudy assessing the reactogenicity and immunogenicity of AZD1222. These 3 000 participants in the substudy will have additional assessments for predefined solicited AEs for 7 days post each dose of study intervention and for humoral and cellular immune responses. Solicited AEs are defined in Section 8.3.7.

Table 2 and Table 3 provide the SoA for the main study and the substudy, respectively.

All participants will remain on study for 2 years following administration of first dose of study intervention (Day 730). If AZD1222 is proven to be safe and efficacious based on the primary

endpoint analysis (see Section 9.4.2.1), following discussion at that time with the US FDA, other Regulators if appropriate, and the COVID-19 Vaccine DSMB, participants allocated to the placebo group may be offered AZD1222 if doses are available. Placebo participants treated with AZD1222 will continue to be followed in the study.

A PSRT will provide support for safety surveillance during the study. Additionally, an independent COVID-19 Vaccine DSMB will provide oversight, to ensure safe and ethical conduct of the study. The COVID-19 Vaccine DSMB will facilitate the interim analysis for efficacy and have the responsibility of evaluating cumulative safety and other clinical study data at regular intervals and making appropriate recommendations based on the available data. See [Appendix A 5](#) for additional detail.

4.2 Scientific Rationale for Study Design

4.2.1 Rationale for Study Design and Participant Population

The participant population is male and female adults ≥ 18 years of age who are not immunosuppressed, but are at increased risk of SARS-Cov-2 infection due to their locations or circumstances. Inclusion of older adults is based on data that are being gathered from the ongoing University of Oxford-sponsored studies. Study COV001 (NCT04324606) enrolled adults 18 to 55 years of age. Study COV002 (NCT04400838) is pursuing an age-escalation design and it is anticipated that at least 30 adults who are 56 to 69 years of age and that at least 30 adults who are aged ≥ 70 will have received 2 doses of AZD1222 prior to initiation of this study.

Adults with medically-stable chronic diseases may participate if, according to the judgement of the investigator, hospitalization within the study period is not anticipated and the participant appears likely to be able to remain on study through the end of protocol-specified follow-up.

The study will exclude females who are pregnant or breast-feeding and individuals less than 18 years of age. Women who are pregnant or breast-feeding are excluded at this point as nonclinical developmental and reproductive toxicity studies to support vaccinating these individuals have yet to be performed. Additionally, it is planned that children and adolescents will be evaluated for their response to the vaccine once safety and efficacy have been established in adults.

Participants who have been previously diagnosed with laboratory-confirmed SARS-CoV-2 infection are excluded from study participation. Participants with previous asymptomatic or undiagnosed infection are not excluded. Participant's baseline serostatus will be determined but baseline serostatus will not be used as a basis for exclusion from the study. Participants who are seropositive at baseline are enrolled in order to gather safety data in this group as it is anticipated that, if proven to be efficacious, the vaccine will rapidly be distributed to millions

of individuals and that these individuals will not be tested for serologic evidence of previous infection prior to vaccination. Participant's baseline serostatus will be determined so that subgroup analyses for both safety and efficacy can be performed by baseline serostatus.

The study population represents the initial target population for AZD1222. If AZD1222 demonstrates efficacy for the prevention of COVID-19, the safety and immunogenicity of the vaccine in additional groups such as the immunosuppressed, pregnant women, and children and adolescents may be assessed in future studies.

4.2.2 Rationale for Study Endpoints

The efficacy endpoints in this study are analogous to endpoints used for evaluating the efficacy of influenza vaccines. These definitions have 4 components: (1) a definition of clinical illness; (2) a method of respiratory specimen sampling for the detection of associated shedding of the relevant virus; (3) an assay method for laboratory confirmation; and (4) a defined surveillance period. Assessment of AZD1222 efficacy will begin ≥ 15 days after the second dose of study intervention as this time period is considered necessary for the vaccine to induce protective immune responses.

In the substudy, solicited AEs will be collected for 7 days post each dose of study intervention, a period that has proven adequate to describe reactogenicity events in previous vaccine studies. For all participants, AEs will be collected through 28 days post each dose of study intervention. SAEs, MAAEs, and AESIs and will be collected from Day 1 through end of the study. AESIs include terms identified by the Brighton Collaboration involving events associated with vaccination in general ([SPEAC 2020](#)).

4.3 Justification for Dose

The AZD1222 dose of 5×10^{10} vp was selected based on accumulated clinical experience with this vaccine in ongoing clinical studies sponsored by the University of Oxford (see Section 2.2). Safety and immunogenicity data from an additional clinical study, MERS001 (NCT03399578), using the same ChAdOx1 vector, also helped inform dose selection.

MERS001 was the first clinical study of a ChAdOx1-vectored vaccine expressing the full-length S protein from a separate, but related, betacoronavirus. ChAdOx1 MERS has been given to 31 participants to date at doses ranging from 5×10^9 vp to 5×10^{10} vp. Despite higher reactogenicity observed at the 5×10^{10} vp, this dose was safe, with self-limiting AEs and no serious adverse reactions recorded. The 5×10^{10} vp was the most immunogenic, in terms of inducing neutralizing antibodies against MERS-CoV using a live virus assay ([Folegatti et al 2020a](#)). Given the immunogenicity findings and safety profile observed with the ChAdOx1-vectored vaccine against MERS-CoV, the 5×10^{10} vp dose was chosen for AZD1222. See the AZD1222 IB.

Based on accumulating nonclinical and clinical data gathered for AZD1222 as well as for other SARS-CoV-2 vaccines in development, a 2-dose regimen was selected for the study in order to enhance the immune responses to the virus (AZD1222 IB).

In an NHP challenge study, 6 macaques received a second dose of AZD1222 4 weeks after the first dose. The second dose resulted in increases in both ELISA and neutralizing antibody titers, and fewer areas of the lung contained viral RNA in prime boost group compared to the prime group. In a porcine model, 3 pigs also received a second dose of AZD1222 4 weeks after the first dose. In the animals that received the booster dose, both antibodies to the SARS-CoV-2 RBD and neutralizing antibodies were boosted after the second dose.

In Study COV001, 10 participants received a second dose of AZD1222 4 weeks after the first dose. Antibody responses to both the first and second doses were evaluated using an ELISA assay, through the MSD platform and by both neutralization and pseudo-neutralization assays. Notable increases in antibody levels to the S protein were seen with the ELISA assay and increases to both the S protein and RBD were noted using the MSD platform. Similarly, increases in antibody levels following the second dose were also seen with neutralization and pseudo-neutralization assays. Though based on small numbers, the second dose of the vaccine appeared to result in a lower rate of systemic solicited AEs.

The 4-week interval was selected based on the interval used in the nonclinical studies and Study COV001.

4.4 End of Study Definition

A participant is considered to have completed the study if he/she has completed all phases of the study including the last scheduled procedure shown in the SoA (Section 1.3).

The end of the study is defined as the date of the last scheduled procedure shown in the SoA (Section 1.3) for the last participant in the study globally.

5 STUDY POPULATION

Prospective approval of protocol deviations to recruitment and enrollment criteria, also known as protocol waivers or exemptions, is not permitted.

5.1 Inclusion Criteria

Participants are eligible to be included in the study only if all of the following criteria apply:

Age

- 1 Adult, \geq 18 years of age at the time of consent

Type of Participant

- 2 Increased risk of SARS-CoV-2 infection
 - Defined as adults whose locations or circumstances put them at appreciable risk of exposure to SARS-CoV-2 and COVID-19, based on available risk assessment contemporaneous to enrollment (believed to be at risk/exposure)
- 3 Medically stable such that, according to the judgment of the investigator, hospitalization within the study period is not anticipated and the participant appears likely to be able to remain on study through the end of protocol-specified follow-up
 - A stable medical condition is defined as disease not requiring significant change in therapy or hospitalization for worsening disease during the 3 months prior to enrollment
- 4 Able to understand and comply with study requirements/procedures (if applicable, with assistance by caregiver, surrogate, or legally authorized representative) based on the assessment of the investigator

Reproduction

- 5 Contraceptive use by women should be consistent with local regulations regarding the methods of contraception for those participating in clinical studies
- 6 Female participants
 - (a) Women of childbearing potential must:
 - Have a negative pregnancy test on the day of screening and on Day 1
 - Use one highly effective form of birth control for at least 28 days prior to Day 1 and agree to continue using one highly effective form of birth control through 60 days following administration of the second dose of study intervention. A highly effective method of contraception is defined as one that can achieve a failure rate of less than 1% per year when used consistently and correctly (see [Table 6](#)). Periodic abstinence, the rhythm method, and withdrawal are NOT acceptable methods of contraception.
 - (b) Women are considered of childbearing potential unless they meet either of the following criteria:
 - Surgically sterilized (including bilateral tubal ligation, bilateral oophorectomy, or hysterectomy), or
 - Post-menopausal
 - For women aged < 50 years, post-menopausal is defined as having both:
 - A history of ≥ 12 months amenorrhea prior to randomization, without an alternative cause, following cessation of exogenous sex-hormonal treatment, and

- A follicle-stimulating hormone level in the post-menopausal range
 Until follicle-stimulating hormone is documented to be within menopausal range, the participant is to be considered of childbearing potential
- For women aged ≥ 50 years, post-menopausal is defined as having a history of ≥ 12 months amenorrhea prior to randomization, without an alternative cause, following cessation of exogenous sex-hormonal treatment

Table 6 Highly Effective Methods of Contraception

Barrier Methods	Hormonal Methods
<ul style="list-style-type: none"> • Intrauterine device • Intrauterine hormone-releasing system (IUS)^a • Bilateral tubal occlusion • Vasectomized partner^b • Sexual abstinence^c 	<ul style="list-style-type: none"> • Combined (estrogen- and progestogen-containing hormonal contraception) <ul style="list-style-type: none"> ○ Oral (combined pill) ○ Injectable ○ Transdermal (patch) • Progestogen-only hormonal contraception <ul style="list-style-type: none"> ○ Oral ○ Injectable ○ Implantable

^a This is also considered a hormonal method

^b Provided that partner is the sole sexual partner of the woman of childbearing potential study participant and that the vasectomized partner has received medical assessment of the surgical success

^c Sexual abstinence is considered a highly effective method only if defined as refraining from heterosexual intercourse during the entire period of the study and if it is the preferred and usual lifestyle of the participant

Informed Consent

- 7 Capable of giving signed informed consent as described in [Appendix A](#), which includes compliance with the requirements and restrictions listed in the ICF and in this protocol

5.2 Exclusion Criteria

Participants are excluded from the study if any of the following criteria apply:

Medical Conditions

- 1 History of allergy to any component of the vaccine
- 2 History of Guillain-Barré syndrome or any other demyelinating condition
- 3 Significant infection or other acute illness, including fever > 100 °F (> 37.8 °C) on the day prior to or day of randomization
- 4 History of laboratory-confirmed SARS-CoV-2 infection

- 5 Any confirmed or suspected immunosuppressive or immunodeficient state, including asplenia
- 6 Recurrent severe infections and use of immunosuppressant medication within the past 6 months (≥ 20 mg per day of prednisone or its equivalent, given daily or on alternate days for ≥ 15 days within 30 days prior to administration of study intervention)
The following exceptions are permitted:
 - Topical/inhaled steroids or short-term oral steroids (course lasting ≤ 14 days)
 - Human immunodeficiency virus-positive stable participants on stable antiretroviral therapy, eg, (NIH 2020, Waldrop et al 2016)
- 7 History of primary malignancy except for:
 - (a) Malignancy with low potential risk for recurrence after curative treatment (for example, history of childhood leukaemia) or metastasis (for example, indolent prostate cancer) in the opinion of the site investigator.
 - (b) Adequately treated non-melanoma skin cancer or lentigo maligna without evidence of disease
 - (c) Adequately treated uterine cervical carcinoma in situ without evidence of disease
 - (d) Localized prostate cancer
- 8 Clinically significant bleeding disorder (eg, factor deficiency, coagulopathy, or platelet disorder), or prior history of significant bleeding or bruising following IM injections or venepuncture
- 9 Severe and/or uncontrolled cardiovascular disease, respiratory disease, gastrointestinal disease, liver disease, renal disease, endocrine disorder, and neurological illness, as judged by the Investigator (mild/moderate well-controlled comorbidities are allowed)
- 10 Any other significant disease, disorder, or finding that may significantly increase the risk to the participant because of participation in the study, affect the ability of the participant to participate in the study, or impair interpretation of the study data

Prior/Concomitant Therapy

- 11 Receipt of, or planned receipt of investigational products indicated for the treatment or prevention of SARS-CoV-2 or COVID-19
Note: For participants who become hospitalized with COVID-19, receipt of licensed treatment options and/or participation in investigational treatment studies is permitted
- 12 Receipt of any vaccine (licensed or investigational) other than licensed influenza vaccines within 30 days prior to and after administration of study intervention
- 13 Receipt of immunoglobulins and/or any blood products within 3 months prior to administration of study intervention or expected receipt during the period of study follow-up

Other Exclusions

- 14 Involvement in the planning and/or conduct of this study (applies to both Sponsor staff and/or staff at the study site)
- 15 For women only - currently pregnant (confirmed with positive pregnancy test) or breast-feeding
- 16 Has donated ≥ 450 mL of blood products within 30 days prior to randomization or expects to donate blood within 90 days of administration of second dose of study intervention

5.3 Lifestyle Considerations

- 1 Participants must follow the contraception requirements outlined in Section 5.1
- 2 Restrictions relating to concomitant medications are described in Section 6.5
- 3 Agree to wear digital health device if diagnosed with COVID-19 as described in Section 8.1.2.2

5.4 Screen Failures

Screen failures are defined as participants who consent to participate in the clinical study but are not subsequently randomly assigned to study intervention. A minimal set of screen failure information is required to ensure transparent reporting of screen failure participants to meet the Consolidated Standards of Reporting Trials publishing requirements and to respond to queries from regulatory authorities. Minimal information includes demography, screen failure details, eligibility criteria, and any SAEs.

Individuals who do not meet the criteria for participation in this study (screen failure) may be rescreened. Only a single rescreening is allowed in the study. Rescreened participants are required to sign a new ICF ([Appendix A 3](#)), and will be assigned a new participant number.

6 STUDY INTERVENTION

In general, study intervention is defined as any investigational intervention(s), marketed product(s), or placebo intended to be administered to or medical device(s) utilized by a study participant according to the study protocol. For this study, study intervention is defined as AZD1222 or saline placebo ([Table 7](#)). The third party medical device used for assessment of COVID-19 symptoms (ie, digital health device [[Section 8.1.2.2](#)]) is not considered a study intervention.

6.1 Study Interventions Administered

6.1.1 Investigational Products

Table 7 Investigational Products

Intervention Name	AZD1222	Placebo
Type	Vaccine	Placebo
Dose Formulation	10 mM histidine, 7.5% (w/v) sucrose, 35 mM sodium chloride, 1 mM magnesium chloride, 0.1% (w/v) polysorbate 80, 0.1 mM edetate disodium, 0.5% (w/v) ethanol, at pH 6.6.	0.9% (w/v) saline
Unit Dose Strength(s)	$\geq 0.7 \times 10^{11}$ vp/mL	
Dosage Level(s)	5×10^{10} vp (nominal, $\pm 1.5 \times 10^{10}$ vp)	
Route of Administration	Intramuscular	Intramuscular
Use	Experimental	Placebo
IMP and NIMP	IMP	IMP
Sourcing	Provided centrally by the Sponsor	Sourced locally
Packaging and Labeling	Will be provided in vials within a carton. Each carton and vial will be labelled as required per country requirement	Not applicable
Current/Former Name or Alias	ChAdOx1 nCoV-19	Not applicable

IMP = investigational medicinal product; NIMP = non-investigational medical product; vp = viral particles; w/v = weight/volume.

AZD1222

AZD1222 will be supplied by the Sponsor as a vial solution for injection. It is a sterile, clear to slightly opaque solution, practically free from visible particles, with a label-claim volume of 5 mL.

Unopened vials of AZD1222 vials must be stored at 2-8 °C (36-46 °F) for the duration of assigned shelf-life. AZD1222 vials must not be frozen. AZD1222 must be kept in original packaging until use to prevent prolonged light exposure.

Placebo

Commercially available 0.9% (w/v) saline for injection will be sourced locally for placebo.

6.1.2 Dosing Instructions

Participants will receive 2 doses of either AZD1222 or placebo; the first dose will be administered on Day 1 and the second dose on Day 29 (see [Table 2](#) and [Table 3](#)).

It is recommended that the study interventions be administered as an IM injection into the deltoid of the non-dominant arm. Other injection sites may be used if necessary.

All study participants will be observed in the clinic for at least 15 minutes after vaccination.

Allergic reactions to vaccines are possible. Therefore, appropriate drugs and medical equipment to treat acute anaphylactic reactions must be immediately available, and study personnel must be trained to recognize and treat anaphylaxis.

6.2 Preparation/Handling/Storage/Accountability

- 1 The investigator or designee must confirm appropriate temperature conditions have been maintained during transit for all study intervention received and any discrepancies are reported and resolved before use of the study intervention.
- 2 Only participants enrolled in the study may receive study intervention and only authorized site staff may supply or administer study intervention. All study intervention must be stored in a secure, environmentally controlled, and monitored (manual or automated) area in accordance with the labelled storage conditions with access limited to the investigator and authorized site staff.
- 3 The investigator, institution, or the head of the medical institution (where applicable) is responsible for study intervention accountability, reconciliation, and record maintenance (ie, receipt, reconciliation, and final disposition records).
- 4 Further guidance and information for the final disposition of unused study interventions are provided in the Pharmacy Manual or specified handling instructions.

6.2.1 Dose Preparation and Administration

6.2.1.1 AZD1222

Doses of AZD1222 must be prepared by the unblinded pharmacist (or designee in accordance with local and institutional regulations) using aseptic technique.

AZD1222 does not contain preservatives. Each vial must be assigned a beyond-use-date of 4 hours from first needle puncture of the AZD1222 vial, after which any unused portion must be discarded. Each vial of AZD1222 has a label-claim volume of 5 mL and can provide up to ten 0.5 mL doses.

Each dose is prepared by withdrawing 0.5 mL from a vial of AZD1222 in a sterile 1 mL or equivalent syringe. Once an AZD1222 dose is drawn into a syringe for administration, the dose must be administered according to the beyond-use-date of the vial. If AZD1222 dose administration is not completed within the 4-hour beyond-use-date, a new dose must be prepared from a new vial.

6.2.1.2 Placebo

Doses of placebo must be prepared by the unblinded pharmacist (or designee in accordance with local and institutional regulations) using aseptic technique.

Saline (0.9% [w/v]) does not contain preservatives, each IV bag or vial must be assigned a beyond use date of 4 hours from first needle puncture, after which any unused portion must be discarded.

Each placebo dose is prepared by withdrawing 0.5 mL from a 0.9% (w/v) saline vial or IV bag in a sterile 1 mL or equivalent syringe. If 0.9% (w/v) saline is extracted from IV bags, the manufacturers recommendation for maximum number of needle punctures of the IV bag port must not be exceeded. Once a placebo dose is drawn into a syringe for administration, the dose must be administered according to the beyond-use-date of the vial. If placebo dose administration is not completed within the 4-hour beyond-use-date, a new dose must be prepared from a new vial or IV bag.

6.3 Measures to Minimize Bias: Randomization and Blinding

6.3.1 Randomization

All participants will be centrally assigned to randomized study intervention using an IRT. Before the study is initiated, user guides, the log in information, and directions for the IRT will be provided to each study site. Randomization will be stratified by age (≥ 18 to < 65 years, and ≥ 65 years), with at least 25% of participants to be enrolled in the older age stratum.

Where a participant does not meet all the eligibility criteria but incorrectly received study intervention, the investigator should inform the Study Physician immediately, and a discussion should occur between the Study Physician and the investigator regarding whether to continue or discontinue the participant.

6.3.2 Blinding

Neither the participant nor any of the investigators or Sponsor staff who are involved in the treatment or clinical evaluation and monitoring of the participants will be aware of the study intervention received. Since AZD1222 and placebo are visually distinct prior to dose preparation (due to differences in container closure), IMP will be handled by an unblinded pharmacist (or designee in accordance with local and institutional regulations) at the study site. Once drawn into syringes for administration, AZD1222 and placebo are not visually distinct from each other.

The IRT will provide the investigator(s) or pharmacists a dose tracking number to be allocated to the participant at the dispensing visit. Routines for this will be described in the IRT user manual that will be provided to each study site.

The randomization code should not be broken except in medical emergencies when the appropriate management of the participant requires knowledge of the treatment randomization. The investigator documents and reports the action to the Sponsor, without revealing the treatment given to participant to the Sponsor staff.

The Sponsor retains the right to break the code for SAEs that are unexpected and are suspected to be causally related to an investigational medicinal product and that potentially require expedited reporting to regulatory authorities. Randomization codes will not be broken for the planned analyses of data until all decisions on the evaluability of the data from each individual participant have been made and documented.

6.3.3 Procedures for Unblinding

The IRT will be programmed with blind-breaking instructions. In case of an emergency, in which the knowledge of the specific blinded study intervention will affect the immediate management of the participant's condition (eg, antidote available), the investigator has the sole responsibility for determining if unblinding of a participants' intervention assignment is warranted. Participant safety must always be the first consideration in making such a determination. If a participant's intervention assignment is unblinded, the Sponsor must be notified within 24 hours after breaking the blind.

6.4 Study Intervention Compliance

When participants are dosed at the study site, they will receive study intervention directly from the investigator or designee, under medical supervision. The date, and time if applicable, of dose administered will be recorded in the source documents and recorded in the eCRF. The dose of study intervention and study participant identification will be confirmed at the time of dosing by a member of the study site staff other than the person administering the study intervention.

6.5 Concomitant Therapy

Any medication or vaccine (including over-the-counter or prescription medicines) that the participant is receiving at the time of enrollment or receives during the period specified in the SoA (Section 1.3), must be recorded along with the information listed below. Vitamins and/or herbal supplements are not to be recorded.

- Reason for use
- Dates of administration including start and end dates
- Dosage information including dose and frequency

The Study Physician should be contacted if there are any questions regarding concomitant or prior therapy.

6.5.1 Permitted Concomitant Medications

Participants may take concomitant medications prescribed by their primary care provider for management of chronic medical conditions and/or for health maintenance. Primary care providers, or where appropriate investigators, should prescribe appropriate concomitant medications or treatments deemed necessary to provide full supportive care and comfort during the study. Participants who develop COVID-19 after receiving study intervention may be treated with licensed products according to standard of care. All routine vaccinations other than influenza are permitted beginning > 30 days after last dose of study intervention. Licensed influenza vaccines are permitted at any time.

6.5.2 Prohibited Concomitant Medications

The following medications are prohibited. The Sponsor must be notified if a participant receives any of these prohibited medications.

- Investigational products indicated for the treatment or prevention of SARS-CoV-2 or COVID-19
Note: For participants who become hospitalized with COVID-19, receipt of licensed treatment options and/or participation in investigational treatment studies is permitted
- Receipt of any vaccine (licensed or investigational) other than licensed influenza vaccines within 30 days prior to and after administration of study intervention
- Glucocorticoids at a dose ≥ 20 mg/day of prednisone or equivalent given daily or on alternate days for ≥ 14 consecutive days between randomization and the participant's scheduled final visit
- Other systemically administered drugs with significant immunosuppressive activity, such as azathioprine, tacrolimus, cyclosporine, methotrexate, or cytotoxic chemotherapy between randomization and the participant's scheduled final visit

6.6 Dose Modification

Study intervention will be administered as described in Section 6.1.2. Dose modification is not permitted.

6.7 Intervention After the End of the Study

There is no intervention after the end of the study (see definition in Section 4.4).

7 DISCONTINUATION OF STUDY INTERVENTION AND PARTICIPANT DISCONTINUATION/WITHDRAWAL

7.1 Discontinuation of Study Intervention

Each participant will receive 2 doses of study intervention (see Section 6). An individual participant will not receive the first or second dose of study intervention if any of the following occur in the participant in question:

- 1 Withdrawal of consent after signing informed consent
- 2 Participant meets one or more of the exclusion criteria or fails to meet all inclusion criteria for study participation
- 3 Participant is pregnant or nursing
- 4 Any Grade ≥ 3 allergic reaction including anaphylaxis that is assessed as related to study intervention
- 5 Any SAE assessed as related to study intervention
- 6 Any AE that, in the judgment of the site investigator, is related to study intervention and may jeopardize the safety of the study participant

Each participant who has received at least one dose of study intervention will be followed for the full study period unless consent is withdrawn specifically from further study participation, or the participant is lost to follow-up. Participants who have not received study intervention, regardless of reason, will not be followed.

7.1.1 Study Suspension or Termination

The Sponsor reserves the right to temporarily suspend or permanently terminate this study or a component of the study at any time. The reasons for temporarily suspending the study may include, but are not limited, to the following:

- Any death, SAE, or other safety finding assessed as related to study intervention that in the opinion of the Sponsor may preclude further administration of study intervention

No additional participants will be randomized or treated with study intervention until review by the COVID-19 Vaccine DSMB is complete (see [Appendix A 5](#) for COVID-19 Vaccine DSMB information).

7.2 Participant Withdrawal from the Study

- A participant may withdraw from the study at any time at his/her own request, or may be withdrawn at any time at the discretion of the investigator for safety, behavioral, compliance, or administrative reasons. This is expected to be uncommon.

- A participant who considers withdrawing from the study must be informed by the investigator about modified follow-up options (eg, telephone contact, a contact with a relative or treating physician, or information from medical records).
- If the participant withdraws consent for disclosure of future information, the Sponsor may retain and continue to use any data collected before such a withdrawal of consent.
- If a participant withdraws from the study, it should be confirmed if he/she still agrees for existing samples to be used in line with the original consent. If he/she requests withdrawal of consent for use of samples, destruction of any samples taken should be carried out in line with what was stated in the informed consent and local regulation. The investigator must document the decision on use of existing samples in the site study records and inform the Sponsor Study Team.

7.3 Lost to Follow up

A participant will be considered lost to follow-up if he or she repeatedly fails to return for scheduled visits and is unable to be contacted by the study site.

The following actions must be taken if a participant fails to return to the clinic for a required study visit:

- The study site must attempt to contact the participant and reschedule the missed visit as soon as possible and counsel the participant on the importance of maintaining the assigned visit schedule and ascertain whether or not the participant wishes to and/or should continue in the study.
- Before a participant is deemed lost to follow-up, the investigator or designee must make every effort to regain contact with the participant (where possible, 3 telephone calls and, if necessary, a certified letter to the participant's last known mailing address or local equivalent methods). These contact attempts should be documented in the participant's medical record.
- Should the participant continue to be unreachable, he/she will be considered to have withdrawn from the study.

Discontinuation of specific sites or of the study as a whole are handled as part of [Appendix A](#).

8 STUDY ASSESSMENTS AND PROCEDURES

- Study procedures and their timing are summarized in the SoA (Section 1.3). Protocol waivers or exemptions are not allowed.
- Immediate safety concerns should be discussed with the Sponsor immediately upon occurrence or awareness to determine if the participant should continue or discontinue study intervention.
- Adherence to the study design requirements, including those specified in the SoA (Section 1.3) is essential and required for study conduct.

- All screening evaluations must be completed and reviewed to confirm that potential participants meet all eligibility criteria. The investigator will maintain a screening log to record details of all participants screened and to confirm eligibility or record reasons for screening failure, as applicable.
- Procedures conducted as part of the participant's routine clinical management (eg, blood count) and obtained before signing of the ICF may be utilized for screening or baseline purposes provided the procedures met the protocol-specified criteria and were performed within the time frame defined in the SoA.

8.1 Efficacy Assessments

8.1.1 Monitoring COVID-19 Symptoms

Study sites will contact participants weekly (telephone/email/text) through Day 360 with reminders to monitor for COVID-19 symptoms. Participants who present with at least one of the COVID-19 qualifying symptoms listed below must contact the study team. With the exception of fever, shortness of breath, or difficulty breathing, the symptom must be present for 2 or more days. During the 7 days following administration of each dose of study intervention, investigator judgement should be used to determine which participants should initiate illness visits as symptoms may be due to the reactogenicity of the study intervention as opposed to potentially due to infection with SARS-CoV-2.

If a participant presents with a COVID-19 qualifying symptom(s) on Days 1-3, the nasal swab collected on Day 1 will be tested locally for SARS-CoV-2 (see Section 8.6.1.1). If positive, the participant will be instructed to initiate illness visits. If negative, the participant will continue with scheduled assessments per their assigned study (ie, main study [Table 2] or substudy [Table 3]).

Participants who present with a COVID-19 qualifying symptom(s) after Day 3 will be instructed to initiate illness visits and be tested for SARS-CoV-2.

COVID-19 Qualifying Symptoms

Participant must present with at least one of the following symptoms	
Duration	Symptom
No minimum duration	Fever
	Shortness of breath
	Difficulty breathing
Must be present for ≥ 2 days	Chills
	Cough
	Fatigue
	Muscle aches
	Body aches
	Headache
	New loss of taste
	New loss of smell
	Sore throat
	Congestion
	Runny nose
	Nausea
	Vomiting
Diarrhea	

Adapted from (CDC 2020).

8.1.2 Illness Visits

Symptomatic participants (as defined in Section 8.1.1) will be instructed to visit the study site for initiation of illness assessments (Table 4); where supported, home or mobile visits may be substituted for the site visits. Symptomatic participants will complete the Day 1 illness visit and will be instructed to continue with the home collection requirements. SARS-CoV-2 RT-PCR results will be available during the home collection period and participants will be informed of their status. The results of the COVID-19 RT-PCR testing should also be reported to the participants' primary care providers. Only participants who test positive will be instructed to continue with the illness visits, including home collection requirements and digital health device and Illness e-Diary recordings. Participants who test negative for SARS-CoV-2 will be instructed to stop all illness visit assessments and return the digital health device. Participants will continue with follow-up visits per their assigned study (ie, main study [Table 2] or substudy [Table 3]).

8.1.2.1 SARS-CoV-2 Testing and Other Virology Assessments

At the Day 1 illness visit, mid-turbinate nasal swabs and nasopharyngeal swabs will be collected and tested for SARS-COV-2 by authorized RT-PCR assays (see Section 8.6.1.1).

Saliva will be collected during site illness visits and by self-collection at home throughout the illness visits to quantify duration of viral shedding. Other virology assessments are described in Section 8.6.

8.1.2.2 Digital Health Device

At the Day 1 illness visit, participants will receive a wearable, digital health device (eg, Current Health Monitoring System) and be trained on use of the biosensor. The digital health device will continuously track biophysical parameters, including but not limited to, serial measurements of skin temperature, heart rate, respiratory rate, blood oxygen saturation, and physical activity.

Data will be obtained from the biosensor and transmitted via a wireless hub from the participant to the vendor platform. The vendor platform will be monitored remotely 24 hours a day by a team of registered nurses, who will receive alerts if participants' vital signs meet prespecified criteria. The alerts will be triaged and followed up by the nurse monitoring team according to agreed-upon monitoring protocols. The investigator will receive notification of the event including disposition of the alert. The alerts are intended to provide an early indication of worsening health status that would allow the monitoring team and/or investigator to provide appropriate follow-up. The data are not intended to substitute for protocol-mandated standard safety monitoring, participant self-reporting, or investigator oversight.

Along with the device, participants will be provided with a paper-based Quick Start Guide containing general instructions for the device as well as frequently asked questions. A reference copy of the document will be retained in the Site Master File.

Participants who test positive for SARS-CoV-2 will be instructed to continue wearing the digital health device until the COVID-19-associated symptoms resolve or until the Day 28 illness visit. Participants who test negative and stop the illness visits will be instructed to return the digital health device.

8.1.2.3 Illness e-Diary

An Illness e-Diary will be used to collect self-reported information about COVID-19-associated symptoms (listed below per CDC (CDC 2020)). At the Day 1 illness visit, participants (or, if applicable, their caregiver, surrogate, or legally authorized representative) will be given access to the Illness e-Diary and trained by study staff on how to record the information and assess the severity of the symptoms.

Participants who test positive for SARS-CoV-2 will be instructed to continue recording in the Illness e-Diary until symptoms resolve or until the Day 28 illness visit. Participants who test negative will be instructed to stop Illness e-Diary recording.

Study sites will monitor the health status of participants via Illness e-Diary responses after the Day 1 illness visit, and will call participants as needed based on these responses.

COVID-19 Symptoms

- Fever
- Shortness of breath
- Difficulty breathing
- Chills
- Cough
- Fatigue
- Muscle aches
- Body aches
- Headache
- New loss of taste
- New loss of smell
- Sore throat
- Congestion
- Runny nose
- Nausea
- Vomiting
- Diarrhea

8.1.3 Severe COVID-19

The severity of COVID-19 will be evaluated in participants who test positive for SARS-CoV-2 by RT-PCR. A diagnosis of severe or critical COVID-19 will include laboratory-confirmed COVID-19 (SARS-CoV-2 RT-PCR-positive symptomatic illness) plus any of the following:

- Clinical signs at rest indicative of severe systemic illness (respiratory rate ≥ 30 breaths per minute, heart rate ≥ 125 beats per minute, oxygen saturation $\leq 93\%$ on room air at sea level, or partial pressure of oxygen to fraction of inspired oxygen ratio < 300 mm Hg)
- Respiratory failure (defined as needing high-flow oxygen, noninvasive ventilation, mechanical ventilation or extracorporeal membrane oxygenation)
- Evidence of shock (systolic blood pressure < 90 mm Hg, diastolic blood pressure < 60 mm Hg, or requiring vasopressors)
- Significant acute renal, hepatic, or neurologic dysfunction
- Admission to an intensive care unit
- Death

8.1.4 Medical Notes Review

With the participant's consent, the study team will request access to medical notes or submit a data collection form for completion by attending clinical staff on any medically-attended COVID-19 episodes. Any data relevant for assessment of the efficacy endpoints or vaccine-associated enhanced respiratory disease (see Section 8.3.9) will be collected. These are likely to include, but not limited to, information on intensive care unit admissions, clinical parameters such as oxygen saturation, respiratory rates and vital signs, need for oxygen therapy, need for ventilatory support, imaging, blood tests results, and overall outcome (survival or death).

8.1.5 Monitoring for Asymptomatic Infection

Blood samples will be collected according to the SoA (Section 1.3) for SARS-CoV-2 serology testing to monitor participants for asymptomatic infection. See description of assessment in Section 8.5.2.1.

8.2 Safety Assessments

Planned time points for all safety assessments are provided in the SoA (Section 1.3).

8.2.1 Physical Examinations

A complete physical examination will be performed at screening followed by targeted physical examinations as specified in the SoA (Section 1.3).

- A complete physical examination will include, but not be limited to, assessment of height, weight, general appearance, head, ears, eyes, nose, throat, neck, skin, as well as cardiovascular, respiratory, abdominal, and nervous systems. Each clinically significant abnormal finding at screening will be recorded in the medical history.
- A targeted physical examination will include areas suggested by the medical history. Each clinically significant abnormal finding following vaccination will be recorded as an AE.
- All physical examinations will be performed by a licensed healthcare provider (eg, physician, physician assistant, or licensed nurse practitioner).

8.2.2 Vital Signs

Vital signs, including heart rate, pulse oximetry, blood pressure, and body temperature, will be performed as specified in the SoA (Section 1.3). The participant should be resting prior to the collection of vital signs.

Data collected through the digital health device on heart rate, respiratory rate, temperature, and oxygen saturation level will be recorded as exploratory efficacy measurements and should not be reported as AEs unless resulting in an MAAE or SAE.

Situations in which vital sign results should be reported as AEs are described in Section 8.3.5.

8.2.3 Clinical Laboratory Assessments

A Laboratory Manual will be provided to the sites that specifies the procedures for collection, processing, storage, and shipment of samples, as well as laboratory contact information, specific to this clinical study.

For women participants of childbearing potential, a urine sample for pregnancy testing will be collected according to the SoA (Section 1.3). Urine pregnancy tests for β -hCG may be performed at the site using a licensed test (dipstick). If urine tests positive or indeterminate, a quantitative serum β -hCG will be performed for confirmation.

Additional safety samples may be collected if clinically indicated at the discretion of the investigator

8.3 Adverse Events and Serious Adverse Events

The principal investigator is responsible for ensuring that all staff involved in the study are familiar with the content of this section.

The definitions of an AE or SAE can be found in [Appendix B](#).

All AEs are considered to be unsolicited AEs (collected by ‘open question’ at study visits) unless categorized as solicited AEs recorded in the substudy only.

Solicited AEs are local or systemic predefined events for assessment of reactogenicity. Solicited AEs will be collected in a Solicited AE e-Diary only for participants in the substudy (see Section 8.3.7), and will be assessed separately from the (unsolicited) AEs collected during the study.

General information for AEs in this protocol excludes solicited AEs.

AEs will be reported by the participant (or, when appropriate, by a caregiver, surrogate, or the participant's legally authorized representative).

The investigator and any designees are responsible for detecting, documenting, and recording events that meet the definition of an AE.

8.3.1 Time Period and Frequency for Collecting AE and SAE Information

AEs will be recorded for 28 days post each dose of study intervention.

Solicited AEs will be recorded only for participants in the substudy for 7 days post each dose of study intervention.

SAEs will be recorded from the time of signature of the informed consent form through the last participant contact.

MAAEs and AESIs will be recorded from Day 1, post treatment, through the last participant contact.

See the SoA (Section 1.3) for the scheduled timepoints.

If the investigator becomes aware of an SAE with a suspected causal relationship to the study intervention that occurs after the end of the clinical study in a participant treated by him or her, the investigator shall, without undue delay, report the SAE to the Sponsor.

8.3.2 Follow-up of AEs and SAEs

Any AEs that are unresolved at the participant's last AE assessment in the study are followed up by the investigator for as long as medically indicated, but without further recording in the eCRF. The Sponsor retains the right to request additional information for any participant with ongoing AE(s)/SAE(s) at the end of the study, if judged necessary.

AE variables

The following variables will be collected for each AE:

- AE (verbatim)
- Date when the AE started and stopped
- Severity grade/maximum severity grade/changes in severity grade
- Whether the AE is serious or not
- Investigator causality rating against the study intervention (yes or no)
- Action taken with regard to study intervention
- AE caused participant's withdrawal from study (yes or no)
- Outcome

In addition, the following variables will be collected for SAEs:

- Date AE met criteria for SAE
- Date investigator became aware of SAE
- AE is serious due to
- Date of hospitalization
- Date of discharge
- Probable cause of death

- Date of death
- Autopsy performed
- Causality assessment in relation to study procedure(s)
- Causality assessment to other medication

The grading scales from US FDA guidance for healthy volunteers enrolled in a preventive vaccine clinical study ([FDA 2007](#)) will be utilized for all unsolicited events with an assigned severity grading.

8.3.3 Causality Collection

The investigator should assess causal relationship between study intervention and each AE, and answer ‘yes’ or ‘no’ to the question ‘Do you consider that there is a reasonable possibility that the event may have been caused by the investigational product?’

For SAEs, causal relationship should also be assessed for other medication and study procedures. Note that for SAEs that could be associated with any study procedure the causal relationship is implied as ‘yes.’

A guide to the interpretation of the causality question is found in [Appendix B](#).

8.3.4 Adverse Events Based on Signs and Symptoms

All AEs spontaneously reported by the participant or reported in response to the open question from the study site staff: ‘Have you had any health problems since the previous visit/you were last asked?’, or revealed by observation will be collected and recorded in the eCRF. When collecting AEs, the recording of diagnoses is preferred (when possible) to recording a list of signs and symptoms. However, if a diagnosis is known and there are other signs or symptoms that are not generally part of the diagnosis, the diagnosis and each sign or symptom will be recorded separately.

8.3.5 Adverse Events Based on Examinations and Tests

The results from the Clinical Study Protocol-mandated vital signs will be summarized in the CSR.

Deterioration as compared to baseline in protocol-mandated vital signs should therefore only be reported as AEs if they fulfil any of the SAE or MAAE criteria or are considered to be clinically relevant as judged by the investigator (which may include but not limited to consideration as to whether treatment or non-planned visits were required).

If deterioration in a vital sign is associated with clinical signs and symptoms, the sign or symptom will be reported as an SAE or MAAE, and the associated vital sign will be considered as additional information.

8.3.6 Hy's Law

Cases where a participant shows elevations in liver biochemistry may require further evaluation. Any occurrences of AST or ALT $\geq 3 \times$ ULN together with total bilirubin $\geq 2 \times$ ULN *and* confirmed as a Hy's Law case should be reported as an SAE.

Hy's Law

AST or ALT $\geq 3 \times$ ULN together with TBL $\geq 2 \times$ ULN, where no other reason, other than the study intervention, can be found to explain the combination of increases, eg, elevated ALP indicating cholestasis, viral hepatitis, another drug. The elevation in transaminases must precede or be coincident with (ie, on the same day) the elevation in TBL, but there is no specified timeframe within which the elevations in transaminases and TBL must occur.

8.3.7 Solicited Adverse Events (Only for Substudy)

Local and systemic predefined solicited AEs for reactogenicity assessment (Table 8) will be collected in a Solicited AE e-Diary for 7 days following administration of each dose of study intervention only from participants in the substudy.

Solicited AEs should not be reported as unsolicited AEs (see Section 8.3). However, solicited AEs should be reported as SAEs or MAAEs if they fulfil the criteria (see Sections 8.3 and 8.3.8, respectively).

Table 8 List of Predefined Solicited Adverse Events for Reactogenicity Assessment

Local	Systemic
Pain at the site of injection	Fever (> 100 °F [> 37.8 °C]) ^a
Erythema/redness at the site of injection ^b	Chills
Tenderness	Muscle pains
Induration/swelling at the site of the injection ^b	Fatigue
	Headache
	Malaise
	Nausea
	Vomiting

^a Fever measured by any route. Investigators who consider a temperature lower than this cutoff as a fever or a 'fever' reported by participants without documentation by a thermometer should record the event as 'elevated body temperature.'

^b Swelling and redness must be ≥ 0.25 inches (≥ 0.6 centimeters) in diameter.

Solicited AE e-Diary

On Day 1, participants in the substudy (or, if applicable, their caregiver, surrogate, or legally authorized representative) will be given an oral thermometer, tape measure, and access to the Solicited AE e-Diary, with instructions on use, along with the emergency 24-hour telephone number to contact the on-call study physician if needed.

Participants will be instructed to record for 7 days following administration of each dose of study intervention, the timing and severity of local and systemic solicited AEs, if applicable, and whether medication was taken to relieve the symptoms.

Severity Assessment of Solicited AEs

Severity will be assessed for solicited AEs by the participant (or, if applicable, their caregiver, surrogate, or legally authorized representative) according to toxicity grading scales modified and abridged from the US FDA guidance ([FDA 2007](#)) as defined in [Appendix E](#). Because solicited AEs are expected to occur after vaccination, they will not be assessed for relationship to study intervention.

8.3.8 Medically Attended Adverse Events

MAAEs will be collected according to the timepoints specified in the SoA ([Section 1.3](#)).

MAAEs are defined as AEs leading to medically-attended visits that were not routine visits for physical examination or vaccination, such as an emergency room visit, or an otherwise unscheduled visit to or from medical personnel (medical doctor) for any reason. AEs, including abnormal vital signs, identified on a routine study visit or during the scheduled illness visits will not be considered MAAEs.

8.3.9 Adverse Events of Special Interest

AESIs will be collected according to the timepoints specified in the SoA ([Section 1.3](#)).

AESIs are events of scientific and medical interest specific to the further understanding of study intervention safety profile and require close monitoring and rapid communication by the investigators to the Sponsor. An AESI can be serious or non-serious. All AESIs will be recorded in the eCRF. Serious AESIs will be recorded and reported as per [Section 8.3.10](#).

AESIs for AZD1222 are listed below. They are based on Brighton Collaboration case definitions ([SPEAC 2020](#)), as described in [Appendix F](#). See also the AZD1222 IB, Section 5.5, for additional information on AESIs.

Brighton Collaboration AESIs

AESIs relevant to vaccination in general include:

- Neurologic
 - Generalized convulsion
 - Guillain-Barre syndrome
 - Acute disseminated encephalomyelitis
- Immunologic
 - Vasculitides
 - Anaphylaxis
 - Vaccine-associated enhanced respiratory disease
- Hematologic
 - Thrombocytopenia

8.3.10 Reporting of Serious Adverse Events

All SAEs have to be reported, whether or not considered causally related to the study intervention, or to the study procedure(s). All SAEs will be recorded in the eCRF.

If any SAE occurs in the course of the study, investigators or other site personnel will inform the appropriate Sponsor representatives within one day ie, immediately but **no later than 24 hours** of when he or she becomes aware of it.

The designated Sponsor representative will work with the investigator to ensure that all the necessary information is provided to the AstraZeneca Patient Safety data entry site **within one calendar day** of initial receipt for fatal and life-threatening events **and within 5 calendar days** of initial receipt for all other SAEs.

For fatal or life-threatening AEs where important or relevant information is missing, active follow-up will be undertaken immediately. Investigators or other site personnel will inform Sponsor representatives of any follow-up information on a previously reported SAE within one calendar day, ie, immediately but no later than 24 hours of when he or she becomes aware of it.

Once the investigators or other site personnel indicate an AE is serious in the EDC system, an automated email alert is sent to the designated Sponsor representative.

If the EDC system is not available, then the investigator or other study site staff reports an SAE to the appropriate Sponsor representative by telephone or other method.

The Sponsor representative will advise the investigator/study site staff how to proceed.

For further guidance on the definition of an SAE, see [Appendix B](#).

The reference document for definition of expectedness is the AZD1222 IB, Section 5.6.

8.3.11 Pregnancy

All pregnancies and outcomes of pregnancy with conception dates following administration of study intervention should be reported to the Sponsor, except if the pregnancy is discovered before the participant has received any study intervention.

8.3.11.1 Maternal Exposure

Female participants who are pregnant or have a confirmed positive pregnancy test at screening or Day 1 will be excluded from the study (see Section 5.2). Pregnancy itself is not regarded as an AE unless there is a suspicion that the study intervention may have interfered with the effectiveness of a contraceptive medication. Congenital abnormalities/birth defects and spontaneous miscarriages should be reported and handled as SAEs. Elective abortions without complications should not be handled as AEs. The outcome of all pregnancies (spontaneous miscarriage, elective termination, ectopic pregnancy, normal birth or congenital abnormality) should be followed up and documented even if the participant was discontinued from the study.

If any pregnancy occurs in the course of the study, then the investigator or other site personnel informs the appropriate Sponsor representatives within **1 day**, ie, immediately but **no later than 24 hours** of when he or she becomes aware of it.

The designated Sponsor representative works with the investigator to ensure that all relevant information is provided to the AstraZeneca Patient Safety data entry site **within 1 or 5 calendar days** for SAEs (see Section 8.3.10) and **within 30 days** for all other pregnancies that are not associated with an SAEs.

The same timelines apply when outcome information is available.

The PREGREP module in the eCRF is used to report the pregnancy and the paper-based PREGOUT module may be used to report the outcome of the pregnancy.

8.3.12 Medication Error

If a medication error occurs, then the investigator or other site personnel informs the appropriate Sponsor representatives within **1 day**, ie, immediately but **no later than 24 hours** of when he or she becomes aware of it.

The designated Sponsor representative works with the investigator to ensure that all relevant information is completed within **1** (Initial Fatal/Life-Threatening or follow up Fatal/Life-Threatening) **or 5** (other serious initial and follow up) **calendar days** if there is an

SAE associated with the medication error (see Section 8.3.10) and **within 30 days** for all other medication errors.

The definition of a Medication Error can be found in [Appendix B 4](#).

8.3.13 Medical Device Deficiencies

Any deficiency observed with the digital health device (third-party medical device) will be collected and reported to the manufacturer by the investigators or other site personnel within one day ie, immediately but no later than 24 hours of when he or she becomes aware of it.

A medical device deficiency is an inadequacy of a medical device with respect to its identity, quality, durability, reliability, safety, or performance. Medical device deficiencies include malfunctions, use errors, and information supplied by the manufacturer.

The manufacturer's medical device complaint report will be used to collect the deficiency.

8.4 Overdose

For this study, any dose of study intervention exceeding that specified in the protocol will be considered an overdose.

There is no specific treatment for an overdose with AZD1222. If overdose occurs, the participant should be treated supportively with appropriate monitoring as necessary.

- An overdose with associated AEs is recorded as the AE diagnosis/symptoms on the relevant AE modules in the eCRF and on the Overdose eCRF module
- An overdose without associated symptoms is only reported on the Overdose eCRF module

If an overdose occurs in the course of the study, the investigator or other site personnel inform appropriate Sponsor representatives immediately, but **no later than 24 hours** after when he or she becomes aware of it.

The designated Sponsor representative works with the investigator to ensure that all relevant information is provided to the AstraZeneca Patient Safety data entry site **within one or 5 calendar days** for overdoses associated with an SAE (see Section 8.3.10) and **within 30 days** for all other overdoses.

8.5 Human Biological Samples

Instructions for the collection and handling of biological samples will be provided in the study-specific laboratory manual. Samples should be stored in a secure storage space with adequate measures to protect confidentiality. Further details on Handling of Human Biological Samples are provided in [Appendix C](#).

Samples will be stored for a maximum of 15 years from the date of the issue of the CSR in line with consent and local requirements, after which they will be destroyed/repatriated.

Remaining biological sample aliquots will be retained at the Sponsor or its designee for a maximum of 15 years following issue of the CSR. Additional use excludes genetic analysis unless participant has consented to the Optional Genomics Initiative, Section 8.7 and includes but is not limited to, analysis of COVID-19 and other coronavirus-related diseases or vaccine-related responses, eg, exploratory immunology, such as systems serology and profiling of B- and T-cell repertoire. The results from further analysis will not be reported in the CSR.

8.5.1 Pharmacokinetics

PK parameters are not evaluated in this study.

8.5.2 Immunogenicity Assessments

Serum samples for immunogenicity assessments will be collected according to the SoA (Section 1.3). Samples will be collected, labelled, stored, and shipped as detailed in the Laboratory Manual. Results for exploratory immunogenicity analyses may be reported separately from the CSR.

8.5.2.1 SARS-CoV-2 Serology Assessments

Serum samples will be collected to assess SARS-CoV-2 antigen-specific antibody levels from all participants according to the SoA (Section 1.3). Authorized laboratories will assess serologic responses to AZD1222 by the rate of participants seroconverting from negative to positive as defined by a validated immunoassay directed at the SARS-CoV-2 S antigen. The rate of asymptomatic SARS-CoV-2 infection in participants receiving AZD1222 vs placebo will be determined by seroconversion in a SARS-CoV-2 N assay operated by an authorized laboratory. Serologic assessment to S, RBD, and N antigens will also be assessed quantitatively using a validated multiplexed MSD immunoassay.

8.5.2.2 SARS-CoV-2 Neutralizing Antibody Assessments

Serum samples to measure SARS-CoV-2 neutralizing antibody levels will be collected from participants in the substudy according to the timepoints specified in the SoA (Section 1.3). Authorized laboratories will measure neutralizing antibodies to SARS-CoV-2 using validated wild-type neutralization assay or pseudo-neutralization assays.

8.5.2.3 Assessment of Mucosal Responses

Nasal samples to evaluate SARS-CoV-2 antigen-specific antibody responses in nasal secretions will be collected from participants in the substudy and during illness visits according to the SoA (Section 1.3). Nasal adsorption specimens will be collected by synthetic absorptive matrix sampling as outlined in the laboratory manual. Antibody responses to

SARS-CoV-2 S, RBD, and N antigens may be assessed in a qualified multiplexed MSD immunoassay and stratified by antibody isotype (IgA, IgG, IgM).

8.5.2.4 Assessment of Cell-mediated Immune Responses

Cell-mediated immune responses (ie, B-cell and T-cell responses) will be assessed by characterizing PBMCs using methods that may include T-cell ELISpot assays to SARS-CoV-2 antigens, flow cytometry after intracellular cytokine staining, single-cell RNA sequencing, B-cell and T-cell receptor sequencing, and other methodology as determined by the Sponsor and/or authorized laboratories. Data on Th1/Th2 polarization after AZD1222 vaccination will be provided and may be reported separately from the CSR. Samples will be collected from up to approximately 300 participants in the substudy and from up to 3 000 participants during the Day 1 illness visit, as well as participants who have a positive SARS-CoV-2 RT-PCR result at timepoints specified in the SoA (Section 1.3).

Additionally, plasma will be isolated from the whole blood samples collected to isolate PBMCs, which may be utilized for exploratory immunogenicity and biomarker analyses as outlined in Section 8.6.2.

8.5.2.5 Additional Serum Immunogenicity

Additional serum samples for exploratory immunogenicity evaluation will be obtained according to the SoA (Section 1.3). Serologic assessment to seasonal coronavirus antigens will also be assessed quantitatively using a qualified multiplexed MSD immunoassay, while anti-vector immune responses (ie ChAdOx1 neutralizing antibody responses) will characterize the induction of antibodies to the ChAdOx1 vector and the persistence of these antibodies over time. Exploratory sera samples may be utilized to investigate additional humoral and cellular immune responses as well as potential correlates of protection as determined by the Sponsor and/or authorized laboratories based upon emerging safety, efficacy, and immunogenicity data.

8.5.3 Pharmacodynamics

Pharmacodynamics are not evaluated in this study.

8.6 Human Biological Sample Biomarkers

8.6.1 Collection of Mandatory Samples for Biomarker Analysis

By consenting to participate in the study, the participant consents to participate in the mandatory research components of the study.

Samples for biomarker research are required and will be collected from participants during illness visits as specified in the SoA (Section 1.3). Mid-turbinate nasal and nasopharyngeal swabs will be collected at site illness visits for virologic assessments. Saliva samples will be collected at site illness visits and by the participants during the home-collection period. These

biomarker measurements will support our understanding of potential correlates of protection, duration of immune responses, and correlations between immunogenicity and reactogenicity. Details for sample collection, processing, and testing will be provided in the Laboratory Manual.

Any results from such analyses may be reported separately from the CSR.

8.6.1.1 Virologic Assessments

Instructions for obtaining and processing mid-turbinate nasal swabs and nasopharyngeal swab samples are provided in the Laboratory Manual. Mid-turbinate nasal and nasopharyngeal swabs will be assessed by authorized RT-PCR assays for the detection of SARS-CoV-2 by local and central laboratories, respectively. Genotypic analysis of the viral S protein will be performed by next generation sequencing modalities. Additionally, a validated multiplexed respiratory panel will be utilized to assess for the presence of other respiratory pathogens in nasopharyngeal swabs in a central laboratory operated on behalf of the Sponsor.

8.6.1.2 Assessment of Viral Shedding

Viral shedding will be assessed in saliva samples collected at site illness visits or self-collected at home, by an authorized RT-PCR assay for the qualitative measurement of SARS-CoV-2.

8.6.2 Other Study-related Biomarker Research

Already collected samples may be analyzed for different biomarkers thought to play a role in COVID-19 severity or outcomes including, but not limited to serum, plasma or mucosal cytokines, quantification of RNA, micro-RNA, and/or non-coding RNA using quantitative RT-PCR, microarray, sequencing, or other technology in blood, PBMCs, or mucosal specimens to evaluate their association with observed clinical responses to AZD1222. Other study-related biomarker research excludes genetic analysis unless participant has consented to the Optional Genomics Initiative, Section 8.7.

For storage, re-use, and destruction of biomarker samples see Section 8.5.

8.7 Optional Genomics Initiative Sample

Collection of optional samples for Genomics Initiative research is also part of this study as specified in the SoA (Section 1.3) and is subject to agreement in the Optional Genetic Research Information ICF.

Blood sample for DNA isolation will be collected from participants who have consented to participate in the genetic analysis component of the study. Participation is optional. Participants who do not wish to participate in the genetic research may still participate in the study.

See [Appendix D](#) for information regarding the Genomics Initiative genetic sample. Details on processes for collection and shipment and destruction of these samples can be found either in the appendices or in the Laboratory Manual.

For storage and destruction of genetic samples see [Appendix D](#).

8.8 Medical Resource Utilization and Health Economics

Medical resource utilization and health economics are not applicable in this study.

9 STATISTICAL CONSIDERATIONS

9.1 Statistical Hypotheses

The primary efficacy endpoint is a binary response, whereby a participant is defined as a COVID-19 case if their first case of SARS-CoV-2 RT-PCR-positive symptomatic illness occurs ≥ 15 days post second dose of study intervention. Otherwise, a participant is not defined as a COVID-19 case. VE will be calculated as 1-relative risk, which is the incidence of infection in the vaccine group relative to the incidence of infection in the control group. The null hypothesis is: VE is equal to 30%. Whereas, the alternative hypothesis is: VE is not equal to 30%. That is:

- Null hypothesis: $VE = 30\%$
- Alternative hypothesis: $VE \neq 30\%$

The primary efficacy endpoint will be formally assessed at 2 time points during the study, giving an interim analysis and a primary analysis. A Pocock boundary for 2 sequential tests will be used to control the overall Type I error rate at 5%. At the interim and primary analyses, VE will be presented with a 2-sided 97.06% CI, and statistical significance will be achieved if the 2-sided 97.06% CI is $> 30\%$. The success criterion for the study will be statistical significance with an observed VE point estimate of at least 50%.

9.2 Sample Size Determination

Approximately 33 000 participants will be screened such that approximately 30 000 participants will be randomized in a 2:1 ratio to receive 2 IM doses of either 5×10^{10} vp (nominal, $\pm 1.5 \times 10^{10}$ vp) AZD1222 (the active group, n = approximately 20 000) or saline placebo (the control group, n = approximately 10 000) 4 weeks apart.

Note: 'Enrolled' means a participant's, or their legally acceptable representative's, agreement to participate in a clinical study following completion of the informed consent process. Potential participants who are screened for the purpose of determining eligibility for the study, but are not randomly assigned/assigned in the study, are considered 'screen failures,' unless otherwise specified by the protocol.

The sample size calculations are based on the primary efficacy endpoint and were derived following a modified Poisson regression approach (Zou 2004). The calculations account for an interim and primary analysis, and the timing of these analyses will be driven by the number of events observed in the study. The interim analysis will be carried out when approximately 50% of the total amount of statistical information is available. A Pocock boundary has been used to account for multiplicity, where the Type I error at the interim and primary analyses is 2.939% such that the overall Type I error is controlled at 5%. The calculations assume minimal loss to follow-up as it is anticipated that participants will remain engaged in the study. All participants will be followed for the entire duration of the study.

For the primary efficacy analysis, approximately 80 events meeting the primary efficacy endpoint definition are required across the active and control groups within the population of participants who are not seropositive at baseline to detect a VE of 70% with > 90% power. These calculations assume an observed attack rate of 0.5% and are based on a 2-sided test, where the lower bound of the 2-sided 97.06% CI for VE is required to be greater than 30% with an observed point estimate of at least 50%.

An interim efficacy analysis will be conducted when approximately 40 events meeting the primary efficacy endpoint definition have been reported across the active and control groups within the population of participants who are not seropositive at baseline, which will give > 65% power to detect a VE of 70%. Similar to the primary analysis, these calculations assume an observed attack rate of 0.5% and are based on a 2-sided test, where the lower bound of the 2-sided 97.06% CI for VE is required to be greater than 30% and an observed point estimate of at least 50%. A statistically significant finding at the interim analysis will not be considered a reason to stop the study, but instead will be interpreted as early assessment of efficacy.

Note that if the underlying annualized attack rate is higher than 0.5%, the interim and primary analyses will be carried out earlier and the change in incidence will not result in a change in the required number of observed cases.

9.3 POPULATIONS FOR ANALYSES

The following populations are defined:

Table 9 Populations for Analysis

Population	Description
All participants analysis set	All participants screened for the study, to be used for reporting disposition and screening failures.
Full analysis set	All randomized participants who received at least one dose of study intervention, irrespective of their protocol adherence and continued participation in the study. Participants will be analyzed according to their randomized treatment irrespective of whether or not they have prematurely discontinued, according to the intent-to-treat principle. Participants who withdraw consent or assent to participate in the study will be included up to the date of their study termination.
Per-protocol analysis set	The per-protocol analysis set will include subjects in full analysis set who receive the correct dose of randomized treatment and who do not have a serious protocol deviation. Detailed criteria defining this analysis set will be documented in the Statistical Analysis Plan.
Safety analysis set	The safety analysis set consists of all participants who have received at least one dose of study intervention. Erroneously-treated participants (eg, those randomized to treatment A but were actually given treatment B) are accounted for in this analysis set by assigning them to the treatment they actually received. A participant who has on one or several occasions received active study intervention is classified as active.

9.4 Statistical Analyses

The primary DBL will occur after 80 events have been observed for the primary endpoint (see Section 9.2) within the population of participants who are not seropositive at baseline. All participants in the study will be assessed for efficacy and safety for 2 years following the first dose of study intervention (Day 730). The final DBL will occur when all participants have completed the study.

This section is a summary of the planned statistical analyses of the most important endpoints, including primary and key secondary endpoints. A more technical and detailed description of the statistical analyses will be described in the SAP, and an approved version will be finalized prior to the interim analyses (see Section 9.5).

All personnel involved in the analyses of the study will remain blinded until the primary DBL and protocol deviations are identified.

Analyses will be performed by the Sponsor or its representatives.

Categorical variables will be summarized using frequency and percentages, where the denominator for calculation is the underlying analysis set population unless otherwise stated.

Continuous variables will be summarized with descriptive statistics of number of available observations, mean, standard deviation, median, minimum and maximum, and quartiles where more appropriate.

All point estimates will be presented together with a 95% CI, unless otherwise stated. P-values, corresponding to a 2-sided test, will be presented for comparisons between treatments. Methods for controlling multiplicity across endpoints are discussed in Section 9.4.4.

9.4.1 General Considerations

The primary efficacy analysis will be based on the double-blind, placebo-controlled phase of the study, and will compare participants randomized to receive 2 nominal doses of 5×10^{10} vp ($\pm 1.5 \times 10^{10}$ vp) AZD1222 against participants randomized to saline placebo.

The primary estimand will be used for the analysis of the primary efficacy endpoint. It will be based on participants in the full analysis set, defined as all randomized participants who received at least 1 dose of study intervention excluding those participants who are seropositive at baseline, analyzed according to their randomized treatment. For participants with multiple events, only the first occurrence will be used for the primary efficacy endpoint analysis. The set of intercurrent events for this estimand consists of participants who withdraw from the study prior to having met the primary efficacy endpoint. The intercurrent events will be handled using the treatment policy strategy and the absence of data following these participants' withdrawal will be treated as missing.

Additional estimands will be specified for the primary efficacy endpoint to carry out sensitivity analyses for assessing the robustness of results. These sensitivity analyses will explore different methods for handling intercurrent events and different assumptions for missing data. Estimands will also be specified for the analysis of secondary endpoints. Full details will be provided in the SAP.

Demography and baseline characteristics will be summarized by treatment for the full analysis set. If there are major differences between the full analysis set and the safety analysis set, the summaries will be repeated and presented for the safety analysis set.

9.4.2 Efficacy

9.4.2.1 Primary Endpoint

The primary endpoint is the first case of SARS-CoV-2 RT-PCR-positive symptomatic illness occurring ≥ 15 days post second dose of study intervention. Participants will be included in

the primary endpoint if they have RT-PCR-confirmed SARS-CoV-2 and meet the following criteria at any point from their initial illness visit at the site (Day 1) through their second illness visit (Day 14):

1 One or more Category A findings

OR

2 Two or more Category B findings

Category A:

- Pneumonia by diagnosed by chest x-ray, or CT scan
- Oxygen saturation of $\leq 94\%$ on room air or requiring either new initiation or escalation in supplemental O₂
- New or worsening dyspnea/shortness of breath

Category B:

- Fever > 100 °F (> 37.8 °C) or feverishness
- New or worsening cough
- Myalgia/muscle pain
- Fatigue that interferes with activities of daily living
- Vomiting and/or diarrhea (only one finding to be counted toward endpoint definition)
- Anosmia and/or ageusia (only one finding to be counted toward endpoint definition)

The primary efficacy endpoint will be assessed at 2 milestones during the study, giving an interim analysis (see Section 9.5) and a primary analysis. The timing of these analyses will be driven by the number of events observed in the study within the subset of participants who are not seropositive at baseline. The interim analysis will be carried out when approximately 40 events meeting the primary efficacy endpoint definition have been observed, and the primary analysis will be carried out when approximately 80 events meeting the primary efficacy endpoint definition have been observed (see Section 9.2). A final analysis will also be carried out when all participants have completed the 2-year study. However, the final analysis will not be controlled for multiplicity and statistical hypotheses will be tested at a nominal 5% significance level (based on a 2-sided test).

As the primary efficacy analysis, the plan is to use the primary estimand and a Poisson regression model with robust variance (Zou 2004) to analyze the primary efficacy endpoint, which will include age as a baseline covariate as well as the log of the follow up time as an offset. The VE will be estimated from the model, which will give the RRR in the incidence of SARS-CoV-2 RT-PCR-positive symptomatic illness. VE is calculated as

$RRR=100*(1-\text{relative risk})$, which is the incidence of infection in the vaccine group relative to the incidence of infection in the control group expressed as a percentage. For the interim and primary analyses, VE will be presented with a 2-sided 97.06% CI, which is based on a Pocock boundary for 2-group sequential tests. Statistical significance will be achieved if the 2-sided 97.06% CI is $> 30\%$. The success criterion for the study will be statistical significance with an observed VE point estimate of at least 50%.

Model assumptions will be checked and the robustness of the primary analysis will be assessed. The Poisson regression model with robust variance has the flexibility for exploring multiple imputation approaches using, eg, the observed placebo attack rate to impute missing data. If the Poisson regression model with robust variance fails to converge, an alternative approach will be implemented. Full details will be documented in the SAP.

To support the primary analysis, a Cox proportional hazard model will be fitted to the data as well as Kaplan-Meier curves presented for the active and control groups censoring data from participants with events prior to 15 days post second dose of study intervention, showing the cumulative incidence of the first case of SARS-CoV-2 RT-PCR-positive symptomatic illness occurring ≥ 15 days post second dose of study intervention. In addition, descriptive statistics for the vaccine and control groups will also be produced. Full details will be documented in the SAP.

9.4.2.2 Secondary Endpoints

The set of secondary endpoints include the following summary measures, derived from binary outcomes:

- Proportion of participants positive for SARS-CoV-2 Nucleocapsid antibodies over time
- Incidence of the first case of SARS-CoV-2 RT-PCR-positive symptomatic illness occurring ≥ 15 days post second dose of study intervention using University of Oxford-defined symptom criteria: new onset of fever (> 100 °F [> 37.8 °C]), cough, shortness of breath, or anosmia/ageusia)
- Incidence of SARS-CoV-2 RT-PCR-positive severe or critical symptomatic COVID-19 (see Section 8.1.3 for definition)
- Incidence of COVID-19-related Emergency Department visits occurring ≥ 15 days post second dose of study intervention

Following the same methodology outlined for the primary endpoint, each of these secondary endpoints will be analysed by a separate Poisson regression model with robust variance (Zou 2004), and they will include age as a baseline covariate. RRR will be estimated from each model, with a corresponding 95% CI. A p-value, corresponding to a 2-sided test, will be presented to compare the vaccine against the control. The p-value will be nominal as secondary endpoints are not controlled for multiplicity. To support these analyses, descriptive

statistics will be produced for the vaccine and control groups. Full details will be documented in the SAP.

To assess immune response, the set of secondary endpoints also includes:

- Post-treatment GMTs and GMFRs from day of dosing baseline values to 28 days post each dose in SARS-CoV-2 S, RBD antibodies (MSD serology assay)
- Proportion of participants who have a post-treatment seroresponse (≥ 4 -fold rise in titers from day of dosing baseline values to 28 days post each dose) to the S, RBD antigens of AZD1222 (MSD serology assay)
- Post-treatment GMTs and GMFRs from day of dosing baseline values to 28 days post each dose in SARS-CoV-2 neutralizing antibodies (wild-type assay or pseudo-neutralization assay)
- Proportion of participants who have a post-treatment seroresponse (≥ 4 -fold rise in titers from day of dosing baseline value to 28 days post each dose) to AZD1222 as measured by SARS-CoV-2 neutralizing antibodies (wild-type assay or pseudo-neutralization assay)

The proportion of participants who have a post-treatment seroresponse to the S and RBD antigens of AZD1222 will be derived for the vaccine and control groups, with corresponding 95% Clopper-Pearson exact CIs. Similarly, the proportion of participants who have a post-treatment seroresponse to AZD1222 as measured by SARS-CoV-2 neutralizing antibodies will be derived for the vaccine and control groups, with corresponding 95% Clopper-Pearson exact CIs.

The GMT and GMFR endpoints will be analysed on the natural log scale by separate analysis of variance (ANOVA) models, and will include treatment and age as categorical covariates. On the log scale, the models will be used to estimate a mean response for the vaccine and control groups and the difference (vaccine - control), with corresponding 95% confidence limits. These values will then be back-transformed to give geometric means for the vaccine and control groups and a ratio of geometric means (vaccine/control), with corresponding 95% confidence limits. A p-value, corresponding to a 2-sided test, will be presented to compare the vaccine against the control. The p-value will be nominal as secondary endpoints are not controlled for multiplicity.

To support these analyses, descriptive statistics will be produced for the vaccine and control groups. Full details will be documented in the SAP.

9.4.2.3 Exploratory Endpoints

Full details of the analyses for the exploratory endpoints will be specified in the SAP.

9.4.3 Safety

9.4.3.1 Primary Endpoints

Overview

The safety of AZD1222 will primarily be assessed by:

- Incidence of AEs for 28 days post each dose of study intervention
- Incidence of SAEs from Day 1 post treatment through Day 730
- Incidence of MAAE (defined in Section 8.3.8) and AESIs (defined in Section 8.3.9) from Day 1 post treatment through Day 730
- Incidence of local and systemic solicited AEs for 7 days post each dose of study intervention

AE severity will be graded according to the US FDA guidance (FDA 2007) and coded using the most recent version of the Medical Dictionary for Regulatory Activities. AEs will be presented for each treatment group by system organ class and preferred term. Summaries will include the number and percentage of participants reporting at least one event, number of events and exposure adjusted rates, where appropriate.

An overview of AEs will be presented for each treatment group, including the number and percentage of participants with any AE and SAEs. Summaries will present the relationship to study intervention as assessed by the investigator, maximum intensity, seriousness, and death.

A listing will cover details for each individual AE. Full details of all AE analyses will be provided in the SAP.

9.4.3.2 Other Safety Endpoints

Vital Signs

For SARS-CoV-2-positive participants, vital sign measurements will be performed as specified in the SoA (Section 1.3). The set of assessments will include pulse oximetry, blood pressure, and body temperature.

Details of all vital sign analyses will be provided in the SAP, which will include descriptive statistics presented for observed and change from baseline values for all vital sign parameters.

9.4.4 Methods for Multiplicity Control

The primary efficacy endpoint will be assessed at 2 time points during the study, giving an interim analysis and a primary analysis. A Pocock boundary has been used to account for multiplicity, where the Type I error at the interim and primary analyses is 2.939% such that the overall Type I error is controlled at 5%. Thus, the interim and primary analyses will present estimates with 2-sided 97.06% CIs, and statistical significance will be achieved if the

2-sided 97.06% CI is $> 30\%$. At the interim or primary analysis the success criterion for the study will be statistical significance with an observed VE point estimate of at least 50%.

Note that secondary and exploratory endpoints will not be controlled for multiplicity. Thus, nominal 2-sided p-values will be presented to compare the vaccine against the control, alongside 2-sided 95% CIs.

9.4.5 Sensitivity Analyses

Sensitivity analyses will be explored to assess the robustness of treatment effects for the primary efficacy endpoint, where different missing data mechanisms will be explored using multiple imputation approaches. Full details of the sensitivity analyses will be specified in the SAP, and documented prior to the primary DBL.

9.4.6 Subgroup Analyses

Subgroup analyses will be carried out to assess the consistency of the treatment effect across key, pre-defined, subgroups. These analyses will focus on the primary efficacy endpoint, and they may be performed on secondary and exploratory endpoints if deemed appropriate. The list of subgroups includes, but may not be limited to: gender, age, and serostatus at baseline. Full details of all subgroup analyses will be described in the SAP, including hypotheses that will be tested and the covariates and interaction terms to be included in the statistical models.

9.5 Interim Analyses

The study has been powered to include an interim efficacy analysis, based on the primary efficacy endpoint. The statistical analysis described in Section 9.4.2.1 will be carried out by the COVID-19 Vaccine DSMB when approximately 40 events have been reported across the active and control groups (ie, when approximately 50% of the total amount of statistical information is available) within the population of participants who are not seropositive at baseline. A statistically significant finding at the interim analysis (ie, 2-sided 97.06% CI is $> 30\%$) will not be considered a reason to stop the study, but instead will be interpreted as early assessment of efficacy. The SAP will describe the planned interim analyses in greater detail.

9.6 Data Safety Monitoring Committee

An independent COVID-19 Vaccine DSMB will provide oversight, to ensure safe and ethical conduct of the study. During the study, the benefit/risk assessment will be continuously monitored by the COVID-19 Vaccine DSMB to ensure that the balance remains favorable. Further details, composition, and operation of the COVID-19 Vaccine DSMB will be described in a separate COVID-19 Vaccine DSMB charter.

For details on the COVID-19 Vaccine DSMB, refer to [Appendix A 5](#).

10 SUPPORTING DOCUMENTATION AND OPERATIONAL CONSIDERATIONS

Appendix A Regulatory, Ethical, and Study Oversight Considerations

A 1 Regulatory and Ethical Considerations

- This study will be conducted in accordance with the protocol and with the following:
 - Consensus ethical principles derived from international guidelines including the Declaration of Helsinki and Council for International Organizations of Medical Sciences International Ethical Guidelines
 - Applicable ICH GCP Guidelines
 - Applicable laws and regulations
- The protocol, protocol amendments, ICF, IB, and other relevant documents (eg, advertisements) must be submitted to an IRB/IEC by the investigator and reviewed and approved by the IRB/IEC before the study is initiated.
- Any amendments to the protocol will require IRB/IEC and applicable Regulatory Authority approval before implementation of changes made to the study design, except for changes necessary to eliminate an immediate hazard to study participants.
- The Sponsor will be responsible for obtaining the required authorizations to conduct the study from the concerned Regulatory Authority. This responsibility may be delegated to a CRO but the accountability remains with the Sponsor.
- The investigator will be responsible for providing oversight of the conduct of the study at the site and adherence to requirements of 21 CFR, ICH guidelines, the IRB/IEC, European Regulation 536/2014 for clinical studies (if applicable), European Medical Device Regulation 2017/745 for clinical device research (if applicable), and all Food and Drug Administration (FDA) Regulations, as applicable and all other applicable local regulations

Regulatory Reporting Requirements for SAEs

- Prompt notification by the investigator to the Sponsor of an SAE is essential so that legal obligations and ethical responsibilities towards the safety of participants and the safety of a study intervention under clinical investigation are met.
- The Sponsor has a legal responsibility to notify both the local regulatory authority and other regulatory agencies about the safety of a study intervention under clinical investigation. The Sponsor will comply with country-specific regulatory requirements relating to safety reporting to the regulatory authority, IRBs/IECs, and investigators.
- For all studies except those utilizing medical devices, investigator safety reports must be prepared for suspected unexpected serious adverse reactions (SUSAR) according to local regulatory requirements and Sponsor policy and forwarded to investigators as necessary.
 - European Medical Device Regulation 2017/745 for clinical device research (if applicable), and all other applicable local regulations
- An investigator who receives an investigator safety report describing an SAE or other specific safety information (eg, summary or listing of SAEs) from the Sponsor will

review and then file it along with the Investigator's Brochure and will notify the IRB/IEC, if appropriate according to local requirements.

A 2 Financial Disclosure

Investigators and sub-investigators will provide the Sponsor with sufficient, accurate financial information as requested to allow the Sponsor to submit complete and accurate financial certification or disclosure statements to the appropriate regulatory authorities. Investigators are responsible for providing information on financial interests during the course of the study and for 1 year after completion of the study.

A 3 Informed Consent Process

The investigator or his/her representative will explain the nature of the study to the participant or his/her legally authorized representative and answer all questions regarding the study.

- Participants must be informed that their participation is voluntary and they are free to refuse to participate and may withdraw their consent at any time and for any reason during the study. Participants or their legally authorized representative will be required to sign a statement of informed consent that meets the requirements of 21 CFR 50, local regulations, ICH guidelines, Health Insurance Portability and Accountability Act requirements, where applicable, and the IRB/IEC or study center.
- The study medical record must include a statement that written informed consent was obtained before the participant was enrolled in the study and the date the written consent was obtained. The authorized person obtaining the informed consent must also sign the ICF.
- Participants must be re-consented to the most current version of the ICF(s) during their participation in the study if required by the IRB.
- A copy of the ICF(s) must be provided to the participant or the participant's legally authorized representative.

Participants who are rescreened are required to sign a new ICF.

The ICF will contain a separate section that addresses and documents the collection and use of any mandatory and/or optional human biological samples. The investigator or authorized designee will explain to each participant the objectives of the analysis to be done on the samples and any potential future use. Participants will be told that they are free to refuse to participate in any optional samples or the future use and may withdraw their consent at any time and for any reason during the retention period.

A 4 Data Protection

- Participants will be assigned a unique identifier by the Sponsor. Any participant records or datasets that are transferred to the Sponsor will contain the identifier only; participant

names or any information which would make the participant identifiable will not be transferred.

- The participant must be informed that his/her personal study-related data will be used by the Sponsor in accordance with local data protection law. The level of disclosure and use of their data must also be explained to the participant in the informed consent.
- The participant must be informed that his/her medical records may be examined by Clinical Quality Assurance auditors or other authorized personnel appointed by the Sponsor, by appropriate IRB/IEC members, and by inspectors from regulatory authorities.

A 5 Committee Structure

The safety of all Sponsor clinical studies is closely monitored on an ongoing basis by Sponsor representatives in consultation with Patient Safety. Issues identified will be addressed; for instance, this could involve amendments to the Clinical Study Protocol and letters to investigators.

A PSRT comprised of Sponsor, COVID-19 Prevention Network, Biomedical Advanced Research and Development Authority, and NIAID medical officers will be convened to oversee the safety of participants during the study. Further details, composition, and operation of the PSRT will be described in a separate COVID-19 Prevention Network PSRT Charter.

A COVID-19 Vaccine DSMB organized by the National Institutes of Health, National Institute for Allergy and Infectious Diseases, comprised of independent experts will be convened to provide oversight, to ensure safe and ethical conduct of the study. The COVID-19 Vaccine DSMB will facilitate the interim analysis for safety and efficacy and have the responsibility of evaluating cumulative safety and other clinical study data at regular intervals and making appropriate recommendations based on the available data. During the study, the benefit/risk assessment will be continuously monitored by the COVID-19 Vaccine DSMB to ensure that the balance remains favorable. For example, events of potential vaccine-associated enhanced respiratory disease will be evaluated by periodic reviews of COVID-19 cases by the DSMB. Specifically, the study will be paused for DSMB review if a statistically significantly higher risk ratio (> 1), at the 1-sided 5% significance level, is seen for cases of severe COVID-19 in the vaccine arm compared to the placebo arm. This assessment for a potentially increased risk ratio will begin after 8 cases of severe COVID-19 have accrued in the study. Based on the output of the review, the study could be paused for further evaluation of the potential signal. Full details of the COVID-19 Vaccine DSMB composition and operations can be found in the COVID-19 Vaccine DSMB Charter.

A 6 Dissemination of Clinical Study Data

A description of this clinical study will be available on <http://astrazenecagrouptrials.pharmacm.com> and <http://www.clinicaltrials.gov> as will the summary of the study results when they are available. The clinical study and/or summary of study results may also be available on other websites according to the regulations of the countries in which the study is conducted.

A 7 Data Quality Assurance

- All participant data relating to the study will be recorded on eCRF unless transmitted to the Sponsor or designee electronically (eg, laboratory data). The investigator is responsible for verifying that data entries are accurate and correct by electronically signing the eCRF.
- The investigator must maintain accurate documentation (source data) that supports the information entered in the eCRF.
- The investigator must permit study-related monitoring, audits, IRB/IEC review, and regulatory agency inspections and provide direct access to source data documents.
- Monitoring details describing strategy (eg, risk-based initiatives in operations and quality such as Risk Management and Mitigation Strategies and Analytical Risk-Based Monitoring), methods, responsibilities and requirements, including handling of noncompliance issues and monitoring techniques (central, remote, or on-site monitoring) are provided in the relevant study plans.
- The Sponsor or designee is responsible for the data management of this study including quality checking of the data.
- The Sponsor assumes accountability for actions delegated to other individuals (eg, Contract Research Organizations).
- Study monitors will perform ongoing source data verification to confirm that data entered into the eCRF by authorized site personnel are accurate, complete, and verifiable from source documents; that the safety and rights of participants are being protected; and that the study is being conducted in accordance with the currently approved protocol and any other study agreements, ICH GCP, and all applicable regulatory requirements.
- Records and documents, including signed ICFs, pertaining to the conduct of this study must be retained by the investigator for 15 years after study completion unless local regulations or institutional policies require a longer retention period. No records may be destroyed during the retention period without the written approval of the Sponsor. No records may be transferred to another location or party without written notification to the sponsor.

A 8 Source Documents

- Source documents provide evidence for the existence of the participant and substantiate the integrity of the data collected. Source documents are filed at the investigator's site.

- Data entered in the eCRF that are transcribed from source documents must be consistent with the source documents or the discrepancies must be explained. The investigator may need to request previous medical records or transfer records, depending on the study. Also, current medical records must be available.

A 9 Study and Site Start and Closure

The first act of recruitment is the first participant screened and will be the study start date.

The Sponsor designee reserves the right to close the study site or terminate the study at any time for any reason at the sole discretion of the Sponsor. Study sites will be closed upon study completion. A study site is considered closed when all required documents and study supplies have been collected and a study-site closure visit has been performed.

The investigator may initiate study-site closure at any time, provided there is reasonable cause and sufficient notice is given in advance of the intended termination.

Reasons for the early closure of a study site by the Sponsor or investigator may include but are not limited to:

- Failure of the investigator to comply with the protocol, the requirements of the IRB/IEC or local health authorities, the Sponsor's procedures, or GCP guidelines
- Inadequate recruitment of participants by the investigator
- Discontinuation of further study intervention development

If the study is prematurely terminated or suspended, the Sponsor shall promptly inform the investigators, the IECs/IRBs, the regulatory authorities, and any contract research organization(s) used in the study of the reason for termination or suspension, as specified by the applicable regulatory requirements. The investigator shall promptly inform the participant and should assure appropriate participant therapy and/or follow-up.

Participants from terminated sites may have the opportunity to be transferred to another site to continue the study.

A 10 Publication Policy

- The results of this study may be published or presented at scientific meetings. If this is foreseen, the investigator agrees to submit all manuscripts or abstracts to the Sponsor before submission. This allows the Sponsor to protect proprietary information and to provide comments.
- The Sponsor will comply with the requirements for publication of study results. In accordance with standard editorial and ethical practice, the Sponsor will generally support

publication of multicenter studies only in their entirety and not as individual site data. In this case, a coordinating investigator will be designated by mutual agreement.

- Authorship will be determined by mutual agreement and in line with International Committee of Medical Journal Editors authorship requirements.

Appendix B Adverse Events: Definitions and Procedures for Recording, Evaluating, Follow-up, and Reporting

B 1 Definition of Adverse Events

An AE is the development of any untoward medical occurrence in a patient or clinical study participant administered a medicinal product and which does not necessarily have a causal relationship with this treatment. An AE can therefore be any unfavorable and unintended sign (eg, an abnormal laboratory finding), symptom (for example nausea, chest pain), or disease temporally associated with the use of a medicinal product, whether or not considered related to the medicinal product.

The term AE is used to include both SAEs and non-SAEs and can include a deterioration of a pre-existing medical occurrence. An AE may occur at any time, including run-in or washout periods, even if no study intervention has been administered.

B 2 Definition of Serious Adverse Events

An SAE is an AE occurring during any study phase (ie, run-in, treatment, washout, follow-up), that fulfils one or more of the following criteria:

- Results in death
- Is immediately life-threatening
- Requires in-participant hospitalization or prolongation of existing hospitalization
- Results in persistent or significant disability or incapacity
- Is a congenital abnormality or birth defect
- Is an important medical event that may jeopardize the participant or may require medical treatment to prevent one of the outcomes listed above.

AEs for **malignant tumors** reported during a study should generally be assessed as **SAEs**. If no other seriousness criteria apply, the 'Important Medical Event' criterion should be used. In certain situations, however, medical judgement on an individual event basis should be applied to clarify that the malignant tumor event should be assessed and reported as a **non-SAE**. For example, if the tumor is included as medical history and progression occurs during the study, but the progression does not change treatment and/or prognosis of the malignant tumor, the AE may not fulfil the attributes for being assessed as serious, although reporting of the progression of the malignant tumor as an AE is valid and should occur. Also, some types of malignant tumors, which do not spread remotely after a routine treatment that does not require hospitalization, may be assessed as non-serious; examples in adults include Stage 1 basal cell carcinoma and Stage 1A1 cervical cancer removed via cone biopsy.

Life Threatening

‘Life-threatening’ means that the participant was at immediate risk of death from the AE as it occurred or it is suspected that use or continued use of the study intervention would result in the participant’s death. ‘Life-threatening’ does not mean that had an AE occurred in a more severe form it might have caused death (eg, hepatitis that resolved without hepatic failure).

Hospitalization

Outpatient treatment in an emergency room is not in itself an SAE, although the reasons for it may be (eg, bronchospasm, laryngeal oedema). Hospital admissions and/or surgical operations planned before or during a study are not considered AEs if the illness or disease existed before the participant was enrolled in the study, provided that it did not deteriorate in an unexpected way during the study.

Important Medical Event or Medical Treatment

Medical and scientific judgement should be exercised in deciding whether a case is serious in situations where important medical events may not be immediately life threatening or result in death, hospitalization, disability, or incapacity but may jeopardize the participant or may require medical treatment to prevent one or more outcomes listed in the definition of serious. These should usually be considered as serious.

Simply stopping the suspect drug does not mean that it is an important medical event; medical judgement must be used.

Examples of important medical events include such events as listed below:

- Angioedema not severe enough to require intubation but requiring iv hydrocortisone treatment
- Hepatotoxicity caused by acetaminophen overdose requiring treatment with N-acetylcysteine
- Intensive treatment in an emergency room or at home for allergic bronchospasm
- Blood dyscrasias (eg, neutropenia or anaemia requiring blood transfusion, etc.) or convulsions that do not result in hospitalisation
- Development of drug dependency or drug abuse

Intensity Rating Scale

The grading scales found in the US FDA guidance for healthy volunteers enrolled in a preventive vaccine clinical study ([FDA 2007](#)) will be utilized for all events with an assigned severity grading.

It is important to distinguish between serious and severe AEs. Severity is a measure of intensity whereas seriousness is defined by the criteria in [Appendix B 2](#). An AE of severe

intensity need not necessarily be considered serious. For example, nausea that persists for several hours may be considered severe nausea, but not an SAE unless it meets the criteria shown in [Appendix B 2](#). On the other hand, a stroke that results in only a limited degree of disability may be considered a mild stroke but would be an SAE when it satisfies the criteria shown in [Appendix B 2](#).

B 3 A Guide to Interpreting the Causality Question

When making an assessment of causality consider the following factors when deciding if there is a ‘reasonable possibility’ that an AE may have been caused by the IMP.

- Time Course. Exposure to suspect drug. Has the participant actually received the suspect drug? Did the AE occur in a reasonable temporal relationship to the administration of the suspect IMP?
- Consistency with known IMP profile. Was the AE consistent with the previous knowledge of the suspect IMP (pharmacology and toxicology) or drugs of the same pharmacological class? Or could the AE be anticipated from its pharmacological properties?
- De-challenge experience. Did the AE resolve or improve on stopping or reducing the dose of the suspect IMP?
- No alternative cause. The AE cannot be reasonably explained by another aetiology such as the underlying disease, other drugs, other host or environmental factors.
- Re-challenge experience. Did the AE reoccur if the suspected IMP was reintroduced after having been stopped? AstraZeneca would not normally recommend or support a re-challenge.
- Laboratory tests. A specific laboratory investigation (if performed) has confirmed the relationship.

In difficult cases, other factors could be considered such as:

- Is this a recognized feature of overdose of the IMP?
- Is there a known mechanism?

Causality of ‘related’ is made if following a review of the relevant data, there is evidence for a ‘reasonable possibility’ of a causal relationship for the individual case. The expression ‘reasonable possibility’ of a causal relationship is meant to convey, in general, that there are facts (evidence) or arguments to suggest a causal relationship.

The causality assessment is performed based on the available data including enough information to make an informed judgment. With no available facts or arguments to suggest a causal relationship, the event(s) will be assessed as ‘not related’.

Causal relationship in cases where the disease under study has deteriorated due to lack of effect should be classified as no reasonable possibility.

B 4 Medication Error

For the purposes of this clinical study a medication error is an unintended failure or mistake in the treatment process for an AstraZeneca study intervention that either causes harm to the participant or has the potential to cause harm to the participant.

A medication error is not lack of efficacy of the IMP, but rather a human or process related failure while the IMP is in control of the study site staff or participant.

Medication error includes situations where an error.

- Occurred
- Was identified and intercepted before the participant received the IMP
- Did not occur, but circumstances were recognised that could have led to an error

Examples of events to be reported in clinical studies as medication errors:

- IMP name confusion
- Dispensing error eg, medication prepared incorrectly, even if it was not actually given to the participant
- IMP not administered as indicated, for example, wrong route or wrong site of administration
- IMP not taken as indicated eg, tablet dissolved in water when it should be taken as a solid tablet
- IMP not stored as instructed eg, kept in the fridge when it should be at room temperature
- Wrong participant received the medication (excluding IRT errors)
- Wrong IMP administered to participant (excluding IRT errors)

Examples of events that **do not** require reporting as medication errors in clinical studies:

- Errors related to or resulting from IRT - including those which lead to one of the above listed events that would otherwise have been a medication error
- Participant accidentally missed IMP dose(s) eg, forgot to take medication
- Accidental overdose (will be captured as an overdose)
- Errors related to background and rescue medication, or standard of care medication in open label studies, even if an AstraZeneca product

Medication errors are not regarded as AEs but AEs may occur as a consequence of the medication error.

Appendix C Handling of Human Biological Samples

C 1 Chain of Custody

A full chain of custody is maintained for all samples throughout their lifecycle.

The investigator at each study site keeps full traceability of collected biological samples from the participants while in storage at the study site until shipment or disposal (where appropriate) and records relevant processing information related to the samples whilst at site.

The sample receiver keeps full traceability of the samples while in storage and during use until used or disposed of or until further shipment and keeps record of receipt of arrival and onward shipment or disposal.

The Sponsor or delegated representatives will keep oversight of the entire life cycle through internal procedures, monitoring of study sites, auditing or process checks, and contractual requirements of external laboratory providers

Samples retained for further use will be stored in the AstraZeneca-assigned biobanks or other sample archive facilities and will be tracked by the appropriate AstraZeneca Team during for the remainder of the sample life cycle.

C 2 Withdrawal of Informed Consent for Donated Biological Samples

The Sponsor ensures that biological samples are destroyed at the end of a specified period as described in the informed consent.

If a participant withdraws consent to the use of donated biological samples, the samples will be disposed of/destroyed/repatriated, and the action documented. If samples are already analyzed, the Sponsor is not obliged to destroy the results of this research.

Following withdrawal of consent for biological samples, further study participation should be considered in relation to the withdrawal processes.

The investigator:

- Ensures participant's withdrawal of informed consent to the use of donated samples is highlighted immediately to the Sponsor or delegate.
- Ensures that relevant human biological samples from that participant, if stored at the study site, are immediately identified, disposed of as appropriate, and the action documented.
- Ensures that the participant and the Sponsor are informed about the sample disposal.

The Sponsor ensures the organization(s) holding the samples is/are informed about the withdrawn consent immediately and that samples are disposed of or repatriated as appropriate, and the action is documented and study site is notified.

C 3 International Airline Transportation Association 6.2 Guidance Document

LABELLING AND SHIPMENT OF BIOHAZARD SAMPLES

International Airline Transportation Association (IATA)

(<https://www.iata.org/whatwedo/cargo/dgr/Pages/download.aspx>) classifies infectious substances into 3 categories: Category A, Category B or Exempt

Category A Infectious Substances are infectious substances in a form that, when exposure to it occurs, is capable of causing permanent disability, life-threatening or fatal disease in otherwise healthy humans or animals.

Category A Pathogens are, eg, Ebola, Lassa fever virus. Infectious substances meeting these criteria which cause disease in humans or both in humans and animals must be assigned to UN 2814. Infectious substances which cause disease only in animals must be assigned to UN 2900.

Category B Infectious Substances are infectious Substances that do not meet the criteria for inclusion in Category A. Category B pathogens are, eg, Hepatitis A, C, D, and E viruses. They are assigned the following UN number and proper shipping name:

- UN 3373 – Biological Substance, Category B
- are to be packed in accordance with UN 3373 and IATA 650

Exempt - Substances which do not contain infectious substances or substances which are unlikely to cause disease in humans or animals are not subject to these Regulations unless they meet the criteria for inclusion in another class.

- Clinical study samples will fall into Category B or exempt under IATA regulations
- Clinical study samples will routinely be packed and transported at ambient temperature in IATA 650 compliant packaging (<https://www.iata.org/whatwedo/cargo/dgr/Documents/DGR-60-EN-PI650.pdf>).
- Biological samples transported in dry ice require additional dangerous goods specification for the dry-ice content

Appendix D Optional Genomics Initiative Sample

D 1 Use/Analysis of DNA

- AstraZeneca intends to collect and store DNA for genetic research to explore how genetic variations may affect clinical parameters, risk and prognosis of diseases, and the response to medications. This genetic research may lead to better understanding of diseases, better diagnosis of diseases or other improvements in health care and to the discovery of new diagnostics, treatments or medications. Therefore, where local regulations and IRB/IEC allow, a blood sample will be collected for DNA analysis from consenting participants.
- This optional genetic research may consist of the analysis of the structure of the participant's DNA, ie, the entire genome.
- The results of genetic analyses may be reported in a separate study summary.
- The Sponsor will store the DNA samples in a secure storage space with adequate measures to protect confidentiality.

D 2 Genetic Research Plan and Procedures

Selection of Genetic Research Population

- All participants will be asked to participate in this genetic research. Participation is voluntary and if a participant declines to participate there will be no penalty or loss of benefit. The participant will not be excluded from any aspect of the main study.

Inclusion Criteria

For inclusion in this genetic research, participants must fulfil all of the inclusion criteria described in the main body of the Clinical Study Protocol and: Provide informed consent for the Genomics Initiative sampling and analyses.

Exclusion Criteria

- Exclusion from this genetic research may be for any of the exclusion criteria specified in the main study or any of the following:
 - Previous allogeneic bone marrow transplant
 - Non-leukocyte depleted whole blood transfusion in 120 days of genetic sample collection

Withdrawal of Consent for Genetic Research

- Participants may withdraw from this genetic research at any time, independent of any decision concerning participation in other aspects of the main study. Voluntary withdrawal will not prejudice further treatment. Procedures for withdrawal are outlined in Section 7.2.

Collection of Samples for Genetic Research

- The blood sample for this genetic research will be obtained from the participants on Day 1 prior to administration of study intervention. Although DNA is stable, early sample collection is preferred to avoid introducing bias through excluding participants who may withdraw due to an AE. If for any reason the sample is not drawn on Day 1, it may be taken at any visit until the last study visit. Only one sample should be collected per participant for genetics during the study.

Coding and Storage of DNA Samples

- The processes adopted for the coding and storage of samples for genetic analysis are important to maintain participant confidentiality. Samples will be stored for a maximum of 15 years, from the date of last participant last visit, after which they will be destroyed. DNA is a finite resource that is used up during analyses. Samples will be stored and used until no further analyses are possible or the maximum storage time has been reached.
- An additional second code will be assigned to the sample either before or at the time of DNA extraction replacing the information on the sample tube. Thereafter, the sample will be identifiable only by the second, unique number. This number is used to identify the sample and corresponding data at the AstraZeneca genetics laboratories, or at the designated organization. No personal details identifying the individual will be available to any person (AstraZeneca employee or designated organizations working with the DNA).
- The link between the participant enrollment/randomization code and the second number will be maintained and stored in a secure environment, with restricted access at AstraZeneca or designated organizations. The link will be used to identify the relevant DNA samples for analysis, facilitate correlation of genotypic results with clinical data, allow regulatory audit, and permit tracing of samples for destruction in the case of withdrawal of consent.

Ethical and Regulatory Requirements

The principles for ethical and regulatory requirements for the study, including this genetics research component, are outlined in [Appendix A](#).

Informed Consent

- The genetic component of this study is optional and the participant may participate in other components of the main study without participating in this genetic component. To participate in the genetic component of the study the participant must sign and date both the consent form for the main study and the addendum for the Genomics Initiative component of the study. Copies of both signed and dated consent forms must be given to the participant and the original filed at the study center. The principal investigator(s) is responsible for ensuring that consent is given freely and that the participant understands that they may freely withdrawal from the genetic aspect of the study at any time.

Participant Data Protection

- AstraZeneca will not provide individual genotype results to participants, any insurance company, any employer, their family members, their physician unless required to do so by law.
- Extra precautions are taken to preserve confidentiality and prevent genetic data being linked to the identity of the participant. In exceptional circumstances, however, certain individuals might see both the genetic data and the personal identifiers of a participant. For example, in the case of a medical emergency, an AstraZeneca Physician or an investigator might know a participant's identity and also have access to his or her genetic data. Regulatory authorities may require access to the relevant files, though the participant's medical information and the genetic files would remain physically separate.

Data Management

- Any genetic data generated in this study will be stored at a secure system at AstraZeneca and/or designated organizations to analyse the samples.
- AstraZeneca and its designated organizations may share summary results (such as genetic differences from groups of individuals with a disease) from this genetic research with other researchers, such as hospitals, academic organizations or health insurance companies. This can be done by placing the results in scientific databases, where they can be combined with the results of similar studies to learn even more about health and disease. The researchers can only use this information for health-related research purposes. Researchers may see summary results but they will not be able to see individual participant data or any personal identifiers.
- Some or all of the clinical datasets from the main study may be merged with the genetic data in a suitable secure environment separate from the clinical database.

Appendix E Toxicity Grading Scales for Solicited Adverse Events

The toxicity grading scales for the solicited AEs were modified and abridged from the US FDA Guidance on Toxicity Grading Scale for Healthy Adult and Adolescent Volunteers Enrolled in Preventive Vaccine Clinical Trials ([FDA 2007](#)).

- [Table 10](#): Clinical Abnormalities, Local Reactions to Injectable Product
- [Table 11](#): Clinical Abnormalities, Vital Signs
- [Table 12](#): Clinical Abnormalities, Systemic (General or Illness)

Table 10 Tables for Clinical Abnormalities: Local Reactions to Injectable Product

Local Reaction to Injectable Product	Reaction Grade			
	Mild (Grade 1)	Moderate (Grade 2)	Severe (Grade 3)	Life Threatening (Grade 4)
Pain	Does not interfere with activity	Repeated use of non-narcotic pain reliever > 24 hours or interferes with activity	Any use of narcotic pain reliever or prevents daily activity	ER visit or hospitalization
Tenderness	Mild discomfort to touch	Discomfort with movement	Significant discomfort at rest	ER visit or hospitalization
Erythema/redness ^{a, b}	1-2 inches (2.5–5 cm)	> 2-4 inches (5.1–10 cm)	> 4 inches (> 10 cm)	Necrosis or exfoliative dermatitis
Induration/swelling ^{a, b}	1-2 inches (2.5–5 cm)	>2-4 inches (5.1–10 cm)	> 4 inches (> 10 cm)	Necrosis

^a In addition to grading the measured local reaction at the greatest single diameter, the measurement should be recorded as a continuous variable. Reactions < 0.25 inches (< 0.6 centimeters) in diameter will not be recorded.

^b Grade 4 erythema or induration is determined by study site with participant input rather than being recorded directly in Solicited AE e-Diary.

ER = emergency room.

Table 11 Tables for Clinical Abnormalities: Vital Signs

Vital Sign ^a	Vital Signs Grade			
	Mild (Grade 1)	Moderate (Grade 2)	Severe (Grade 3)	Potentially Life Threatening (Grade 4)
Fever (°C) ^b (°F) ^b	37.9-38.4 100.1-101.1	38.5-38.9 101.2-102.0	39.0-40 102.1-104	> 40 > 104
Tachycardia (beats/minute)	101-115	116- 130	> 130	ER visit or hospitalization for arrhythmia
Bradycardia (beats/minute) ^c	50-54	45-49	< 45	ER visit or hospitalization for arrhythmia
Hypertension; systolic (mm Hg)	141-150	151-155	> 155	ER visit or hospitalization for malignant hypertension
Hypertension; diastolic (mm Hg)	91-95	96-100	> 100	ER visit or hospitalization for malignant hypertension
Hypotension; systolic (mm Hg)	85-89	80-84	< 80	ER visit or hospitalization for hypotensive shock
Respiratory rate (breaths/minute)	17-20	21-25	> 25	Intubation

Note: Record vital signs as adverse events only if clinically relevant and changed from baseline.

^a Participant should be at rest for vital signs measurements

^b No recent hot or cold beverages or smoking

^c Use clinical judgment when characterizing bradycardia among some healthy participant populations, for example, conditioned athletes

ER = emergency room; Hg = mercury.

Table 12 Tables for Clinical Abnormalities: Systemic (General or Illness)

Systemic (General)	Systemic Grade			
	Mild (Grade 1)	Moderate (Grade 2)	Severe (Grade 3)	Potentially Life Threatening (Grade 4)
Nausea/vomiting	No interference with activity or 1-2 episodes/24 hrs	Some interference with activity or > 2 episodes/24 hrs	Prevents daily activity, required outpatient IV hydration	ER visit or hospitalization for hypotensive shock
Chills	No interference with activity	Some interference with activity	Significant; prevents daily activity	ER visit or hospitalization
Headache	No interference with activity	Repeated use of non-narcotic pain reliever > 24 hrs or some interference with activity	Significant; any use of narcotic pain reliever or prevents daily activity	ER visit or hospitalization
Fatigue	No interference with activity	Some interference with activity	Significant; prevents daily activity	ER visit or hospitalization
Myalgia	No interference with activity	Some interference with activity	Significant; prevents daily activity	ER visit or hospitalization
Systemic Illness				
Illness or clinical adverse event (as defined according to applicable regulations)	No interference with activity	Some interference with activity not requiring intervention	Prevents daily activity and required medical intervention	ER visit or hospitalization

ER = emergency room; hrs = hours; IV = intravenous.

Appendix F Adverse Events of Special Interest

AESIs Based on Brighton Collaboration Case Definitions (SPEAC 2020)

Generalized Convulsion

Generalized convulsion is considered an AESI due to the association with immunization encompassing several different vaccines.

Guillain-Barré Syndrome and Other Immune-mediated Reactions

As with many vaccines, temporary ascending paralysis (Guillain-Barré syndrome) or immune-mediated reactions that can lead to organ damage may occur, but this should be extremely rare. Guillain-Barré syndrome is often preceded by an infection. This could be a bacterial or viral infection (gastrointestinal, upper respiratory infections including influenza). The exact mechanism that triggers Guillain-Barré syndrome is unknown, but it is thought to be triggered by antigenic stimulation resulting in demyelination and damage to the peripheral nerves. This is a condition in which people can develop severe weakness and can be fatal. Weakness or tingling in the legs or arms and upper body are characteristic symptoms of Guillain-Barré syndrome. Severe cases of Guillain-Barré syndrome cause paralysis and are life-threatening.

Other immune-mediated reactions considered AESIs include acute disseminated encephalomyelitis and vasculitides, which are a theoretical concerns based on immunopathogenesis.

Hypersensitivity Including Anaphylaxis/Anaphylactic Reactions

Serious allergic reactions including anaphylaxis may occur, as with any vaccine. The incidence of this is unknown, but in general is estimated at one per 10^5 to 10^6 vaccinations. These acute reactions may be severe and result in death. Acute allergic reactions may include cardio-respiratory, skin-subcutaneous, and gastrointestinal signs and symptoms, such as chest pain, hypotension, dyspnea, bronchospasm, respiratory failure, urticaria, pruritus, angioedema, nausea, vomiting, diarrhea, and collapse.

Vaccine-associated Enhanced Respiratory Disease

Disease enhancement following vaccination as judged by the investigator will be monitored. Detailed clinical parameters will be collected from medical records and aligned with agreed definitions as they emerge. These are likely to include, but are not limited to, oxygen saturation, need for oxygen therapy, respiratory rate, need for ventilatory support, imaging, blood test results, and other clinically relevant assessments. Events of potential

vaccine-associated enhanced respiratory disease will be evaluated by regular reviews of COVID-19 cases.

Thrombocytopenia

Thrombocytopenia is considered an AESI due to the association with immunization encompassing several different vaccines.

Thrombocytopenia is a disorder in which there is an abnormally low platelet count; a normal platelet count ranges from 150 000 to 450 000 platelets per μL . General symptoms of thrombocytopenia include bleeding in the mouth and gums, bruising, nosebleeds, and petechiae (pinpoint red spots/rash). Severe bleeding is the major complication, which may occur in the brain or gastrointestinal tract.

Appendix G Abbreviations

Abbreviation or special term	Explanation
ACE2	angiotensin-converting enzyme 2
AE	adverse event
AESI	adverse event of special interest
ALT	alanine aminotransferase
AST	aspartate aminotransferase
β-hCG	beta-human chorionic gonadotropin
CDC	Centers for Disease Control
ChAdOx1 MERS	chimpanzee adenovirus Ox1 with MERS Spike antigen
ChAdOx1 nCoV-19	name of AZD1222 when initially developed by the University of Oxford
CI	confidence interval
CoV	coronavirus
COVID-19	coronavirus disease 2019
CRO	contract research organization
CSR	clinical study report
DBL	database lock
DSMB	Data Safety Monitoring Board
E	envelope
eCRF	electronic case report form
EDC	electronic data capture
e-Diary	electronic diary
ELISA	enzyme-linked immunosorbent assay
ELISpot	enzyme-linked immunospot
FIH	first-in-human
GCP	Good Clinical Practice
GMFR	geometric mean fold rise
GMT	geometric mean titer
IB	Investigator's Brochure
ICF	informed consent form
ICH	International Council for Harmonisation
IEC	Independent Ethics Committee
IgA	immunoglobulin A
IgG	immunoglobulin G
IgM	immunoglobulin M
IM	intramuscular

Abbreviation or special term	Explanation
IMP	investigational medicinal product
IND	Investigational New Drug
IRB	Institutional Review Board
IRT	Interactive Response Technology
IV	intravenous
M	membrane
MAAE	medically attended adverse event
MERS	Middle East respiratory syndrome
MERS-CoV	Middle East respiratory syndrome coronavirus
MSD	Meso Scale Discovery
N	nucleocapsid
NHP	non-human primate
PBMC	peripheral blood mononuclear cell
PSRT	Protocol Safety Review Team
RBD	receptor binding domain
RRR	relative risk reduction
RT-PCR	reverse transcriptase polymerase chain reaction
S	Spike
SAE	serious adverse event
SAP	Statistical Analysis Plan
SARS-CoV	severe acute respiratory syndrome-coronavirus
SARS-CoV-2	severe acute respiratory syndrome-coronavirus 2
SoA	Schedule of Activities
TBL	total bilirubin
tPA	tissue plasminogen activator
ULN	upper limit of normal
US FDA	United States Food and Drug Administration
USA	United States of America
VE	vaccine efficacy
vp	viral particles
WHO	World Health Organization
w/v	weight/volume

11 REFERENCES

CDC. (Centers for Disease Control and Prevention). Coronavirus Disease 2019 (COVID-19), Symptoms of Coronavirus. <https://www.cdc.gov/coronavirus/2019-ncov/symptoms-testing/symptoms.html>. Published 2020. Accessed 01 July 2020.

FDA. (Food and Drug Administration). Guidance for Industry. Toxicity grading scale for healthy adult and adolescent volunteers enrolled in preventive vaccine clinical trials. . <https://www.fda.gov/media/73679/download>. Published 2007. Accessed 20 June 2020.

Folegatti PM, Bittaye M, Flaxman A, Lopez FR, Bellamy D, Kupke A et al. Safety and immunogenicity of a candidate Middle East respiratory syndrome coronavirus viral-vectored vaccine: a dose-escalation, open-label, non-randomised, uncontrolled, phase 1 trial. *The Lancet Infectious Diseases*. 2020a.

Folegatti PM, Ewer KJ, Aley PK, Angus B, Becker S, Belij-Rammerstorfer S et al. Safety and immunogenicity of the ChAdOx1 nCoV-19 vaccine against SARS-CoV-2: a preliminary report of a phase 1/2, single-blind, randomised controlled trial. *Lancet*. 2020b;S0140-6736(20):31604-4.

Li F. Structure, Function, and Evolution of Coronavirus Spike Proteins. *Annu Rev Virol*. 2016;3(1):237-61.

Lu R, Zhao X, Li J, Niu P, Yang B, Wu H et al. Genomic characterisation and epidemiology of 2019 novel coronavirus: implications for virus origins and receptor binding. *Lancet*. 2020;395(10224):565-74.

NIH. (National Institutes of Health). Guidelines for the use of antiretroviral agents in adults and adolescents with HIV. <https://aidsinfo.nih.gov/guidelines>. Published 2020. Accessed 10 August 2020.

SPEAC. (Safety Platform for Emergency Vaccines) D2.3 Priority list of adverse events of special interest: COVID-19. Work Package: WP2 Standards and Tools. v1.1. 05 March 2020. https://media.tghn.org/articles/COVID-19_AESIs_SPEAC_V1.1_5Mar2020.pdf. Published 2020. Accessed 14 June 2020.

van Doremalen N, Lambe T, Spencer A, Belij-Rammerstorfer S, Purushotham JN, Port JR et al. ChAdOx1 nCoV-19 vaccination prevents SARS-CoV-2 pneumonia in rhesus macaques. *bioRxiv*. 2020;2020.05.13.093195.

Waldrop G, Doherty M, Vitoria M, Ford N. Stable patients and patients with advanced disease: consensus definitions to support sustained scale up of antiretroviral therapy. *Trop Med Int Health*. 2016;21(9):1124-30.

WHO. (World Health Organization) Coronavirus disease (COVID-19) situation report-186. 24 July 2020. https://www.who.int/docs/default-source/coronaviruse/situation-reports/20200724-covid-19-sitrep-186.pdf?sfvrsn=4da7b586_2. Published 2020. Accessed 25 July 2020.

Zhou P, Yang X-L, Wang X-G, Hu B, Zhang L, Zhang W et al. A pneumonia outbreak associated with a new coronavirus of probable bat origin. *Nature*. 2020.

Zhu N, Zhang D, Wang W, Li X, Yang B, Song J et al. A novel coronavirus from patients with pneumonia in China, 2019. *N Engl J Med*. 2020;382(8):727-33.

Zou G. A modified poisson regression approach to prospective studies with binary data. *Am J Epidemiol*. 2004;159(7):702-6.

SIGNATURE PAGE

This is a representation of an electronic record that was signed electronically and this page is the manifestation of the electronic signature

Document Name: d8110c00001-csp-amendment-1		
Document Title:	D8110C00001 Clinical Study Protocol Amendment 1	
Document ID:	Doc ID-004315165	
Version Label:	3.0 CURRENT LATEST APPROVED	
Server Date (dd-MMM-yyyy HH:mm 'UTC'Z)	Signed by	Meaning of Signature
11-Aug-2020 07:34 UTC	PPD [REDACTED]	Author Approval
10-Aug-2020 23:12 UTC	PPD [REDACTED]	Content Approval
10-Aug-2020 22:38 UTC	PPD [REDACTED]	Content Approval

Notes: (1) Document details as stored in ANGEL, an AstraZeneca document management system.

Clinical Study Protocol	
Study Intervention	AZD1222
Study Code	D8110C00001
Version	Amendment 2
Date	17 September 2020

TITLE PAGE

**A Phase III Randomized, Double-blind, Placebo-controlled
Multicenter Study in Adults to Determine the Safety, Efficacy, and
Immunogenicity of AZD1222, a Non-replicating ChAdOx1 Vector
Vaccine, for the Prevention of COVID-19**

Sponsor Name: AstraZeneca AB

Legal Registered Address: 151 85 Södertälje, Sweden

Regulatory Agency Identifier Number(s): IND number 23522

This Clinical Study Protocol has been subject to a peer review according to AstraZeneca Standard procedures. The Clinical Study Protocol is publicly registered and the results are disclosed and/or published according to the AstraZeneca Global Policy on Bioethics and in compliance with prevailing laws and regulations.

Protocol Number: D8110C00001

Amendment Number: 2

Study Intervention: AZD1222

Study Phase: III

Short Title: Phase III Double-blind, Placebo-controlled Study of AZD1222 for the Prevention of COVID-19 in Adults

Study Physician Name and Contact Information will be provided separately

USA Coordinating Investigators: Ann Falsey, MD
University of Rochester School of Medicine
Rochester, NY

Magda Sobieszczyk, MD
Columbia University
New York, NY

PROTOCOL AMENDMENT SUMMARY OF CHANGES TABLE

DOCUMENT HISTORY	
Document	Date
Amendment 2	17 September 2020
Amendment 1	10 August 2020
Original Protocol	15 July 2020

Amendment 2 (17 September 2020)

Overall Rationale for the Amendment:

The principal reason for this amendment was to address US FDA feedback to the Investigational New Drug application. Additional changes included statistical revisions per DSMB request and other revisions to provide clarity or correct inadvertent errors. All the changes were considered non-substantial.

Section # and Name	Description of Change	Brief Rationale	Substantial/ Non-substantial
1.1 Synopsis	Updated Objectives and Endpoints, Overall Design, Statistical Methods	To align with edits in the protocol body	Non-substantial
1.3 Schedule of Activities, Table 3	Removed 'at least' to clarify that PBMCs will be isolated from approximately 300 participants	Clarification	Non-substantial
1.3 Schedule of Activities, Table 4	a) Added new footnote 'b' to indicate that collection of saliva sample for viral shedding assessment is optional in Chile/Peru and may occur after a feasibility assessment has been completed b) Footnote 'c': removed the requirement for the RT-PCR test to be a rapid test	a) Feasibility of collection of saliva samples in Chile/Peru is underway b) Not a requirement per protocol and provides more flexibility to the sites	Non-substantial

Section # and Name	Description of Change	Brief Rationale	Substantial/ Non-substantial
3 Objectives and Endpoints, Table 5	<p>a) Revised definition of intercurrent event b) Revised secondary objective 1 to assess for all SARS-COV-2 infection</p> <p>c) Added an exploratory objective to estimate the efficacy of 2 IM doses of AZD1222 compared to placebo for COVID-19-related deaths</p> <p>d) Added an exploratory objective to estimate the efficacy of AZD1222 compared to placebo for the prevention of COVID-19 following the first dose</p> <p>e) Renumbered exploratory objective 12: removed 'serum' prior to B- and T-cell responses</p>	<p>a) To align with changes in the primary analysis</p> <p>b) To align with analyses</p> <p>c) Per US FDA request</p> <p>d) Per DSMB request</p> <p>e) To correct a misstatement</p>	Non-substantial
4.1 Overall Design	Removed requirement to limit initial enrollment to participants 18 to 55 years of age	The US FDA reviewed the accrued data from the ongoing University of Oxford studies and approved enrollment in all age groups prior to enrollment of the first subject.	Non-substantial
6.2.1 Dose Preparation and Administration	Clarified description for use of AZD1222 and placebo within the beyond-use-date	To avoid confusion in the time period from the first needle puncture of the AZD1222 vial or placebo vial/IV bag to dose administration	Non-substantial
6.2.1.1 AZD1222 (Additional change)	Removed specification for a 1 mL syringe to be used for AZD1222 dose preparation	To provide flexibility in dose administration	Non-substantial
6.5 Concomitant Therapy	Specified that all concomitant medication must be recorded in the eCRF	Per US FDA request	Non-substantial
6.5.1 Permitted Concomitant Medications	Clarified the concomitant medications permitted for the treatment of COVID-19 after receiving study intervention	Per US FDA request	Non-substantial

Section # and Name	Description of Change	Brief Rationale	Substantial/ Non-substantial
6.5.2 Prohibited Concomitant Medications	a) For participants who received a prohibited concomitant medication, described the potential impact on participation in the study, including study withdrawal, discontinuation of study intervention, or evaluability in analysis data sets b) Added immunoglobulins and/or blood product	a) Per US FDA request b) For alignment with exclusion criterion 13	Non-substantial
7.1 Discontinuation of Study Intervention	a) Added new criterion for laboratory-confirmed SARS-CoV-2 infection b) Revised criterion that any allergic reaction related to study intervention, regardless of severity grade, will result in study discontinuation c) Added new criterion for receipt of prohibited concomitant medication that may jeopardize the safety of the participant or interpretation of the data	a) Clarification b) Per US FDA request c) Per US FDA request	Non-substantial
8.1.2 Illness Visits	Clarified that home collection requirements include digital health device and Illness e-Diary recordings, and saliva samples	Per US FDA request	Non-substantial
8.1.2.2 Digital Health Device	Described the monitoring protocols for triage and follow-up of alerts from the digital health device	Per US FDA request	Non-substantial
8.5.2.4 Assessment of Cell-mediated Immune Responses	Clarified the number of participants who will provide PBMC samples, ie, approximately 300 in the substudy and from up to approximately the first 3 000 during the Day 1 illness visit	To align with the SoA Table 3 and Table 4	Non-substantial
8.6.1.1 Virologic Assessments (additional change)	Clarified that a validated multiplexed respiratory panel may be utilized to assess the presence of respiratory pathogens	Multiplexed respiratory panel testing is not an absolute requirement	Non-substantial

Section # and Name	Description of Change	Brief Rationale	Substantial/ Non-substantial
8.6.1.2 Assessment of Viral Shedding	<ul style="list-style-type: none"> a) Clarified that saliva collection is performed utilizing a Spectrum DNA (SDNA-1000) collection kit b) Removed 'qualitative' to describe the type of shedding assessment c) Added information that collection of saliva sample for viral shedding assessment is optional in Chile/Peru and may occur after a feasibility assessment has been completed 	<ul style="list-style-type: none"> a) Clarification b) Updated due to an assay improvement c) Feasibility of collection of saliva samples in Chile/Peru is underway 	Non-substantial
9 Statistical Considerations 9.1, 9.2, 9.4, 9.4.2.1, 9.4.4, and 9.5	Amended the testing strategy, sample sizing, as well as number of events required for the interim and primary analyses	Per DSMB request	Non-substantial
9.3 Populations for Analysis, Table 9	Added definition for immunogenicity analysis set	To describe the population to be used for the immunogenicity assessments	Non-substantial
9.4.1 General Considerations	Revised definition of intercurrent event	To align with changes in the primary analysis	Non-substantial
9.4.2 Efficacy	<ul style="list-style-type: none"> a) Added reference to new Appendix G (see description for Appendix G below) b) Added description of an adjudication committee that will review data of potential cases for the COVID-19-related efficacy endpoints 	<ul style="list-style-type: none"> a) Per US FDA request b) To provide clarity on the process for determining cases to be included in the COVID-19-related efficacy evaluations 	Non-substantial
9.4.2.1 Primary Endpoint (additional change)	Clarified a supportive analysis of the primary endpoint	Incorrect statement about censored observations removed	Non-substantial

Section # and Name	Description of Change	Brief Rationale	Substantial/ Non-substantial
9.4.2.2 Secondary Endpoints	<p>a) Bullet 1: Clarified that the endpoint will assess the proportion of participants who have a post-treatment response (negative at baseline to positive post treatment with study intervention) for SARS-CoV-2 Nucleocapsid antibodies over time</p> <p>b) Bullet 2: Included the endpoint to assess the incidence of SARS-CoV-2 RT-PCR positive symptomatic illness using the CDC criteria</p> <p>c) Bullet 3: Clarified the University of Oxford symptom criteria used to assess the incidence of SARS-CoV-2 RT-PCR positive symptomatic illness</p> <p>d) Specified the analyses for the incidence endpoints, and added a description of the analysis for participants positive for SARS-CoV-2 Nucleocapsid antibodies</p>	<p>a) To align with analyses</p> <p>b) Corrected an inadvertent omission</p> <p>c) Per US FDA request</p> <p>d) Clarification</p>	Non-substantial
Appendix A5 Committee Structure	Added description of an adjudication committee that will review data of potential cases for the COVID-19-related efficacy endpoints	To provide clarity on the process for determining cases to be included in the COVID-19-related efficacy evaluations	
Appendix G Overview of Primary and Secondary Efficacy Objectives, Endpoints, and Associated Case Definitions	New overview table presenting the primary and secondary efficacy objectives, endpoints, and associated case definitions	Per US FDA request	Non-substantial
Appendix I Protocol Amendment History	Moved summary of changes for Protocol Amendment 1 to this new appendix	Per protocol template	Non-substantial

CDC = Centers for Disease Control and Prevention; COVID-19 = coronavirus disease 2019; eCRF = electronic case report form; DSMB = Data Safety Monitoring Board; e-Diary = electronic diary; IM = intramuscular; NP = nasopharyngeal; PBMC = peripheral blood mononuclear cell; RT-PCR = reverse transcriptase polymerase chain reaction; SARS-CoV-2 = severe acute respiratory syndrome-coronavirus 2; SoA = schedule of activities; US FDA = United States Food and Drug Administration.

TABLE OF CONTENTS

TITLE PAGE.....	1
PROTOCOL AMENDMENT SUMMARY OF CHANGES TABLE.....	3
TABLE OF CONTENTS.....	9
1 PROTOCOL SUMMARY	13
1.1 Synopsis.....	13
1.2 Schema.....	18
1.3 Schedule of Activities.....	19
2 INTRODUCTION	26
2.1 Study Rationale.....	26
2.2 Background.....	26
2.3 Benefit/Risk Assessment.....	28
2.3.1 Risk Assessment.....	28
2.3.2 Benefit Assessment.....	29
2.3.3 Overall Benefit: Risk Conclusion.....	29
3 OBJECTIVES AND ENDPOINTS	30
4 STUDY DESIGN	33
4.1 Overall Design.....	33
4.2 Scientific Rationale for Study Design.....	35
4.2.1 Rationale for Study Design and Participant Population.....	35
4.2.2 Rationale for Study Endpoints.....	36
4.3 Justification for Dose.....	36
4.4 End of Study Definition.....	37
5 STUDY POPULATION	37
5.1 Inclusion Criteria.....	37
5.2 Exclusion Criteria.....	39
5.3 Lifestyle Considerations.....	41
5.4 Screen Failures.....	41
6 STUDY INTERVENTION	41
6.1 Study Interventions Administered.....	42
6.1.1 Investigational Products.....	42
6.1.2 Dosing Instructions.....	42
6.2 Preparation/Handling/Storage/Accountability.....	43
6.2.1 Dose Preparation and Administration.....	43
6.2.1.1 AZD1222.....	43
6.2.1.2 Placebo.....	44
6.3 Measures to Minimize Bias: Randomization and Blinding.....	44
6.3.1 Randomization.....	44

6.3.2	Blinding.....	44
6.3.3	Procedures for Unblinding	45
6.4	Study Intervention Compliance.....	45
6.5	Concomitant Therapy.....	45
6.5.1	Permitted Concomitant Medications	46
6.5.2	Prohibited Concomitant Medications	46
6.6	Dose Modification	47
6.7	Intervention After the End of the Study.....	47
7	DISCONTINUATION OF STUDY INTERVENTION AND PARTICIPANT DISCONTINUATION/WITHDRAWAL.....	47
7.1	Discontinuation of Study Intervention.....	47
7.1.1	Study Suspension or Termination.....	48
7.2	Participant Withdrawal from the Study	48
7.3	Lost to Follow-up	48
8	STUDY ASSESSMENTS AND PROCEDURES	49
8.1	Efficacy Assessments.....	49
8.1.1	Monitoring COVID-19 Symptoms	49
8.1.2	Illness Visits	50
8.1.2.1	SARS-CoV-2 Testing and Other Virology Assessments.....	51
8.1.2.2	Digital Health Device	51
8.1.2.3	Illness e-Diary	52
8.1.3	Severe COVID-19	53
8.1.4	Medical Notes Review.....	53
8.1.5	Monitoring for Asymptomatic Infection.....	53
8.2	Safety Assessments.....	53
8.2.1	Physical Examinations	54
8.2.2	Vital Signs	54
8.2.3	Clinical Laboratory Assessments	54
8.3	Adverse Events and Serious Adverse Events.....	55
8.3.1	Time Period and Frequency for Collecting AE and SAE Information.....	55
8.3.2	Follow-up of AEs and SAEs	55
8.3.3	Causality Collection.....	56
8.3.4	Adverse Events Based on Signs and Symptoms	57
8.3.5	Adverse Events Based on Examinations and Tests	57
8.3.6	Hy’s Law	57
8.3.7	Solicited Adverse Events (Only for Substudy)	58
8.3.8	Medically Attended Adverse Events	59
8.3.9	Adverse Events of Special Interest	59
8.3.10	Reporting of Serious Adverse Events.....	60
8.3.11	Pregnancy	60
8.3.11.1	Maternal Exposure.....	60
8.3.12	Medication Error.....	61
8.3.13	Medical Device Deficiencies.....	61

8.4	Overdose	62
8.5	Human Biological Samples.....	62
8.5.1	Pharmacokinetics.....	62
8.5.2	Immunogenicity Assessments.....	63
8.5.2.1	SARS-CoV-2 Serology Assessments	63
8.5.2.2	SARS-CoV-2 Neutralizing Antibody Assessments	63
8.5.2.3	Assessment of Mucosal Responses	63
8.5.2.4	Assessment of Cell-mediated Immune Responses.....	63
8.5.2.5	Additional Serum Immunogenicity	64
8.5.3	Pharmacodynamics	64
8.6	Human Biological Sample Biomarkers	64
8.6.1	Collection of Mandatory Samples for Biomarker Analysis.....	64
8.6.1.1	Virologic Assessments.....	64
8.6.1.2	Assessment of Viral Shedding	65
8.6.2	Other Study-related Biomarker Research	65
8.7	Optional Genomics Initiative Sample.....	65
8.8	Medical Resource Utilization and Health Economics	65
9	STATISTICAL CONSIDERATIONS.....	66
9.1	Statistical Hypotheses	66
9.2	Sample Size Determination.....	66
9.3	POPULATIONS FOR ANALYSES	68
9.4	Statistical Analyses	68
9.4.1	General Considerations	69
9.4.2	Efficacy	70
9.4.2.1	Primary Endpoint.....	70
9.4.2.2	Secondary Endpoints	72
9.4.2.3	Exploratory Endpoints	73
9.4.3	Safety	74
9.4.3.1	Primary Endpoints	74
9.4.3.2	Other Safety Endpoints.....	74
9.4.4	Methods for Multiplicity Control	74
9.4.5	Sensitivity Analyses.....	75
9.4.6	Subgroup Analyses	75
9.5	Interim Analyses.....	75
9.6	Data Safety Monitoring Committee.....	75
10	SUPPORTING DOCUMENTATION AND OPERATIONAL CONSIDERATIONS.....	76
11	REFERENCES	109

LIST OF FIGURES

Figure 1	Study Design	18
----------	--------------------	----

LIST OF TABLES

Table 1	Schedule of Activities: Screening Period	19
Table 2	Schedule of Activities: Treatment and Follow-up Period – Main Study (Excluding Substudy Participants)	20
Table 3	Schedule of Activities: Treatment and Follow-up Period – Substudy	22
Table 4	Schedule of Activities: Illness Visits (Participants with Qualifying Clinical Symptoms)	24
Table 5	Objectives and Endpoints.....	30
Table 6	Highly Effective Methods of Contraception.....	39
Table 7	Investigational Products.....	42
Table 8	List of Predefined Solicited Adverse Events for Reactogenicity Assessment.....	58
Table 9	Populations for Analysis	68
Table 10	Tables for Clinical Abnormalities: Local Reactions to Injectable Product	93
Table 11	Tables for Clinical Abnormalities: Vital Signs	94
Table 12	Tables for Clinical Abnormalities: Systemic (General or Illness)	95
Table 13	Overview of Primary and Secondary Efficacy Objectives, Endpoints, and Associated Case Definitions.....	99

LIST OF APPENDICES

Appendix A	Regulatory, Ethical, and Study Oversight Considerations.....	77
Appendix B	Adverse Events: Definitions and Procedures for Recording, Evaluating, Follow-up, and Reporting	83
Appendix C	Handling of Human Biological Samples	87
Appendix D	Optional Genomics Initiative Sample.....	89
Appendix E	Toxicity Grading Scales for Solicited Adverse Events	92
Appendix F	Adverse Events of Special Interest.....	96
Appendix G	Overview of Primary and Secondary Efficacy Objectives, Endpoints, and Associated Case Definitions.....	98
Appendix H	Abbreviations	104
Appendix I	Protocol Amendment History.....	106

1 PROTOCOL SUMMARY

1.1 Synopsis

Protocol Title: A Phase III Randomized, Double-blind, Placebo-controlled Multicenter Study in Adults to Determine the Safety, Efficacy, and Immunogenicity of AZD1222, a Non-replicating ChAdOx1 Vector Vaccine, for the Prevention of COVID-19

Short Title: Phase III Double-blind, Placebo-controlled Study of AZD1222 for the Prevention of COVID-19 in Adults

Rationale: The aim of the study is to assess the safety, efficacy, and immunogenicity of AZD1222 for the prevention of COVID-19. The COVID-19 pandemic has caused major disruption to healthcare systems with significant socioeconomic impacts. Currently, there are no specific treatments available against COVID-19 and accelerated vaccine development is urgently needed. A safe and effective vaccine for COVID-19 prevention would have significant public health impact.

Objectives and Endpoints

Objective ^a	Estimand ^b Description/Endpoint
PRIMARY	
1 To estimate the efficacy of 2 IM doses of AZD1222 compared to placebo for the prevention of COVID-19 in adults ≥ 18 years of age	Population: Full analysis set, excluding participants who are seropositive at baseline.
	Endpoint: A binary response, whereby a participant is defined as a COVID-19 case if their first case of SARS-CoV-2 RT-PCR-positive symptomatic illness occurs ≥ 15 days post second dose of study intervention. Otherwise, a participant is not defined as a COVID-19 case.
	Intercurrent events: For participants who withdraw from the study prior to having met the criteria for the primary efficacy endpoint, absence of data following these participants' withdrawal will be treated as missing (ie, counted as not having met the criteria); participants who withdraw before 15 days post second dose or who have a case prior to 15 days post second dose will be excluded from primary endpoint analysis.
Summary measure: VE, calculated as 1-relative risk. (Relative risk is the incidence of infection in the vaccine group relative to the incidence of infection in the control group.)	2 To assess the safety and tolerability of 2 IM doses of AZD1222 compared to placebo in adults ≥ 18 years of age
a) Incidence of AEs for 28 days post each dose of study intervention	
b) Incidence of SAEs, MAAEs, and AESIs from Day 1 post treatment through Day 730	

Objective ^a	Estimand ^b Description/Endpoint
3 To assess the reactogenicity of 2 IM doses of AZD1222 compared to placebo in adults ≥ 18 years of age (Substudy only)	Incidence of local and systemic solicited AEs for 7 days post each dose of study intervention
SECONDARY	
1 To estimate the efficacy of 2 IM doses of AZD1222 compared to placebo for the prevention of SARS-CoV-2 infection	The proportion of participants who have a post-treatment response (negative at baseline to positive post treatment with study intervention) for SARS-CoV-2 Nucleocapsid antibodies over time
2 To estimate the efficacy of 2 IM doses of AZD1222 compared to placebo for the prevention of symptomatic COVID-19 using CDC criteria	The incidence of the first case of SARS-CoV-2 RT-PCR-positive symptomatic illness occurring ≥ 15 days post second dose of study intervention using CDC criteria
3 To estimate the efficacy of 2 IM doses of AZD1222 compared to placebo for the prevention of University of Oxford-defined symptomatic COVID-19	The incidence of the first case of SARS-CoV-2 RT-PCR-positive symptomatic illness occurring ≥ 15 days post second dose of study intervention using University of Oxford-defined symptom criteria
4 To estimate the efficacy of 2 IM doses of AZD1222 compared to placebo for the prevention of severe or critical symptomatic COVID-19	The incidence of SARS-CoV-2 RT-PCR-positive severe or critical symptomatic illness occurring ≥ 15 days post second dose of study intervention
5 To estimate the efficacy of 2 IM doses of AZD1222 compared to placebo for the prevention of COVID-19-related Emergency Department visits	The incidence of COVID-19-related Emergency Department visits occurring ≥ 15 days post second dose of study intervention
6 To assess antibody responses to AZD1222 S antigen following 2 IM doses of AZD1222 or placebo (Substudy and Illness Visits only)	a) Post-treatment GMTs and GMFRs from day of dosing baseline value to 28 days post each dose in SARS-CoV-2 S, RBD antibodies (MSD serology assay)
	b) The proportion of participants who have a post-treatment seroresponse (≥ 4-fold rise in titers from day of dosing baseline value to 28 days post each dose) to the S, RBD antigens of AZD1222 (MSD serology assay)
7 To determine anti-SARS-CoV-2 neutralizing antibody levels in serum following 2 IM doses of AZD1222 or placebo (Substudy and Illness Visits only)	a) Post-treatment GMTs and GMFRs from day of dosing baseline value to 28 days post each dose in SARS-CoV-2 neutralizing antibodies (wild-type assay or pseudo-neutralization assay)
	b) Proportion of participants who have a post-treatment seroresponse (≥ 4-fold rise in titers from day of dosing baseline value to 28 days post each dose) to AZD1222 as measured by SARS-CoV-2 neutralizing antibodies (wild-type assay or pseudo-neutralization assay)

Objective ^a	Estimand ^b Description/Endpoint
------------------------	--

^a Substudy: The first participants randomized in each age group, including 1 500 participants 18 to 55 years of age, 750 participants 56 to 69 years of age, and 750 participants \geq 70 years of age, will also participate in a substudy assessing the reactogenicity and immunogenicity of AZD1222.

Illness Visits: Participants who present with qualifying symptoms will be tested for SARS-CoV-2 and if positive, will complete illness visits.

^b Estimand is the target of estimation to address the scientific question of interest posed by the primary objective. Attributes of an estimand include the population of interest, the variable (or endpoint) of interest, the specification of how intercurrent events are reflected in the scientific question of interest, and the population-level summary for the variable.

AE = adverse event; AESI = adverse event of special interest; CDC = Centers for Disease Control and Prevention; COVID-19 = coronavirus disease 2019; GMFR = geometric mean fold rise; GMT = geometric mean titer; IFN- γ = interferon-gamma; IM = intramuscular; MAAE = medically attended adverse event; MSD = Meso Scale Discovery; RT-PCR = reverse transcriptase polymerase chain reaction; RBD = receptor binding domain; S = Spike; SAE = serious adverse event; SARS-CoV-2 = severe acute respiratory syndrome-coronavirus-2; VE = vaccine efficacy.

For exploratory objectives, see Section 3.

Overall Design: D8110C00001 is a Phase III randomized, double-blind, placebo-controlled multicenter study assessing the safety, efficacy, and immunogenicity of AZD1222 compared to placebo for the prevention of COVID-19. Up to approximately 100 sites in the USA will participate in this study. Study sites outside of the USA will also be considered based on predicted transmission rates of SARS-CoV-2 in those locations.

Participants will be adults \geq 18 years of age who are healthy or have medically-stable chronic diseases, and are at increased risk for SARS-CoV-2 acquisition and COVID-19.

Approximately 30 000 participants will be randomized in a 2:1 ratio to receive 2 IM doses of either 5×10^{10} vp (nominal, $\pm 1.5 \times 10^{10}$ vp) AZD1222 (n = approximately 20 000) or saline placebo (n = approximately 10 000) 4 weeks apart, on Days 1 and 29. Randomization will be stratified by age (\geq 18 to $<$ 65 years, and \geq 65 years), with at least 25% of participants to be enrolled in the older age stratum.

All participants will be assessed for efficacy and safety. The first participants randomized in each age group, including 1 500 participants 18 to 55 years of age, 750 participants 56 to 69 years of age, and 750 participants \geq 70 years of age, will also participate in a substudy assessing the reactogenicity and immunogenicity of AZD1222.

A PSRT will provide safety surveillance during the study. Additionally, an independent COVID-19 Vaccine DSMB organized by the National Institutes of Health, National Institute for Allergy and Infectious Diseases, will provide oversight, to ensure safe and ethical conduct of the study.

Participants will remain on study for 2 years following administration of the first dose of study intervention (Day 730). If AZD1222 is proven to be safe and efficacious based on the primary

endpoint analysis, following discussion at that time with the US FDA, other Regulators if appropriate, and the COVID-19 Vaccine DSMB, participants allocated to the placebo group may be offered AZD1222 if doses are available. Placebo participants treated with AZD1222 will continue to be followed in the study.

Disclosure Statement: This is a parallel-group preventive study with 2 arms that is participant-, investigator-, and Sponsor-blinded.

Number of Participants: Approximately 33 000 participants will be screened to achieve up to approximately 30 000 participants randomly assigned to study intervention, including 20 000 participants randomized to the AZD1222 arm and 10 000 participants randomized to the saline placebo arm.

Note: ‘Enrolled’ means a participant's, or their legally acceptable representative's, agreement to participate in a clinical study following completion of the informed consent process. Potential participants who are screened for the purpose of determining eligibility for the study, but are not randomly assigned in the study, are considered ‘screen failures.’

Intervention Groups and Duration: Participants will be randomized in a 2:1 ratio to receive 2 IM doses of 5×10^{10} vp (nominal, $\pm 1.5 \times 10^{10}$ vp) AZD1222 or saline placebo. Study intervention will be administered on Day 1 and Day 29.

Data Monitoring Committee: Yes

Statistical Methods

Primary efficacy endpoint

The primary efficacy endpoint is a binary response, whereby a participant is defined as a COVID-19 case if their first case of SARS-CoV-2 RT-PCR-positive symptomatic illness occurs ≥ 15 days post second dose of study intervention. Otherwise, a participant is not defined as a COVID-19 case.

Sample size

Approximately 33 000 participants will be screened such that approximately 30 000 participants will be randomized in a 2:1 ratio to receive 2 IM doses of either 5×10^{10} vp (nominal, $\pm 1.5 \times 10^{10}$ vp) AZD1222 (the active group, $n =$ approximately 20 000) or saline placebo (the control group, $n =$ approximately 10 000) 4 weeks apart, on Days 1 and 29.

The sample size calculations are based on the primary efficacy endpoint and were derived following a modified Poisson regression approach (Zou 2004). The calculations account for an interim and primary analysis, and the timing of these analyses will be driven by the number of events observed in the study. The interim analysis will be carried out when approximately

50% of the total amount of statistical information is available. A Lan-DeMets alpha-spending function has been used to control the overall type I error at 5% with 0.31% alpha at the interim analysis and 4.9% at the primary analysis. The calculations assume minimal loss to follow-up as it is anticipated that participants will remain engaged in the study. All participants will be followed for the entire duration of the study.

For the primary efficacy analysis, approximately 150 events meeting the primary efficacy endpoint definition within the population of participants who are not seropositive at baseline are required across the active and control groups to detect a VE of 60% with > 90% power. These calculations assume an observed attack rate of approximately 0.8% and are based on a 2-sided test, where the lower bound of the 2-sided 95.10% CI for VE is required to be greater than 30% with an observed point estimate of at least 50%.

An interim efficacy analysis will be conducted when approximately 75 events meeting the primary endpoint definition have been reported across the active and control groups within the population of participants who are not seropositive at baseline, which will give > 70% power to detect a VE of 70% and > 90% power to detect a VE of 75%. These calculations assume an observed attack rate of approximately 0.4% and are based on a 2-sided test, where the lower bound of the 2-sided 99.69% CI for VE is required to be greater than 30% with an observed point estimate of at least 50%. A statistically significant finding at the interim analysis will not be considered a reason to stop the study, but instead will be interpreted as early assessment of efficacy.

Primary estimand

The primary estimand will be used for the analysis of the primary efficacy endpoint. It will be based on participants in the full analysis set, defined as all randomized participants who received at least 1 dose of study intervention excluding those participants who are seropositive at baseline, analyzed according to their randomized treatment. For participants with multiple events, only the first occurrence will be used for the primary efficacy endpoint analysis. The set of intercurrent events for this estimand consists of participants who withdraw from the study prior to having met the primary efficacy endpoint. The intercurrent events will be handled using the treatment policy strategy and the absence of data following these participants' withdrawal will be treated as missing (ie, counted as not having met the criteria). Participants who withdraw before 15 days post second dose or who have a case prior to 15 days post second dose will be excluded from primary endpoint analysis.

Primary efficacy analysis

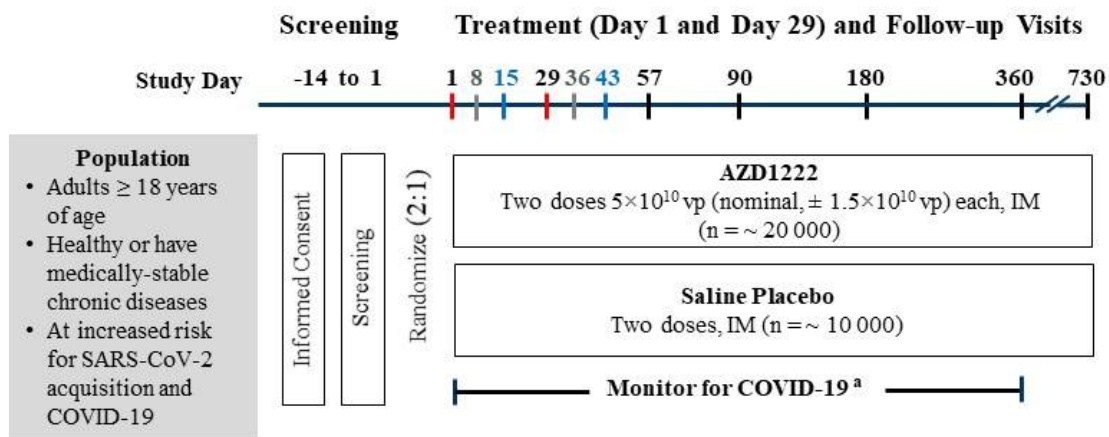
As the primary efficacy analysis, the plan is to use the primary estimand and a Poisson regression model with robust variance (Zou 2004) to analyze the primary efficacy endpoint, which will include age as a baseline covariate as well as the log of the follow-up time as an offset. The VE will be estimated from the model, which will give the RRR in the incidence of

SARS-CoV-2 RT-PCR-positive symptomatic illness. VE is calculated as $RRR = 100 \times (1 - \text{relative risk})$, which is the incidence of infection in the vaccine group relative to the incidence of infection in the control group expressed as a percentage. At the interim analysis, the VE will be presented with a 2-sided 99.69% CI, and statistical significance will be achieved if the 2-sided 99.69% CI is $> 30\%$. The success criterion for the interim analysis will be statistical significance with an observed VE point estimate of at least 50%. At the primary analysis, VE will be presented with a 2-sided 95.10% CI, and statistical significance will be achieved if the 2-sided 95.10% CI is $> 30\%$. The success criterion for the primary analysis of the study will be statistical significance with an observed VE point estimate of at least 50%.

Model assumptions will be checked and the robustness of the primary analysis will be assessed. The Poisson regression model with robust variance has the flexibility for exploring multiple imputation approaches using, eg, the observed placebo attack rate to impute missing data. If the Poisson regression model with robust variance fails to converge, an alternative approach will be implemented. Full details will be documented in the SAP.

1.2 Schema

Figure 1 Study Design



^a Participants who present with qualifying symptoms will be tested for SARS-CoV-2 and if positive, will complete illness visits.

Red bars (Day 1 and Day 29): Administration of study intervention.

Gray bars (Day 8 and Day 36): Visits will be telephone contacts, not study site visits.

Blue bars (Day 15 and Day 43): Visits will only be for participants in the substudy. The first participants randomized in each age group, including 1 500 participants 18 to 55 years of age, 750 participants 56 to 69 years of age, and 750 participants ≥ 70 years of age, will also participate in a substudy assessing the reactogenicity and immunogenicity of AZD1222.

COVID-19 = coronavirus disease 2019; IM = intramuscular; SARS-CoV-2 = severe acute respiratory syndrome-coronavirus-2; vp = viral particles.

1.3 Schedule of Activities

The SoA tables include:

- Table 1, Screening Period
- [Table 2](#), Treatment and Follow-Up Period – Main Study (Excluding Substudy Participants)
- [Table 3](#), Treatment and Follow-Up Period - Substudy
- [Table 4](#), Illness Visits (Participants with Qualifying Clinical Symptoms)

Table 1 Schedule of Activities: Screening Period

Procedure / Study Day	Day -14 to Day 1 ^a	For details see Section
Informed consent: main study	X	5.1
Informed consent: genetic sample and analysis (optional)	X	5.1, 8.7
Assignment SID number	X	6.3
Medical history	X	5.1, 5.2
Complete physical examination, including height and weight	X	8.2.1
Vital signs (including pulse oximetry)	X	8.2.2
Pregnancy test – urine or serum (WOCBP only) ^b	X	8.2.3
Assessment of SAEs	X	8.3
Concomitant medications	X	6.5
Verify eligibility criteria	X	5.1, 5.2

^a If screening and dosing occur at the same visit, only one evaluation is required.

^b If urine tests positive or indeterminate, a quantitative serum β -hCG will be performed for confirmation.

β -hCG = beta-human chorionic gonadotropin; SAE = serious adverse event; SID = subject identification; WOCBP = women of childbearing potential.

Table 2 Schedule of Activities: Treatment and Follow-up Period – Main Study (Excluding Substudy Participants)

Procedure	Treatment and Follow-up Period									For details see Section
Day	1	8 ^a	29	36 ^a	57	90	180	360	730	
Window (days)	NA	± 3	± 3	± 3	± 3	± 5	± 10	± 15	± 30	
Telephone contact for safety monitoring		X		X						

^a Not a study site visit; participants will be contacted by telephone for safety monitoring

^b If urine tests positive or indeterminate, a quantitative serum β-HCG will be performed for confirmation.

^c Weekly contact with participants to remind them to present to the study site for SARS-CoV-2 testing if they have qualifying symptoms

AE = adverse event; AESI = adverse event of special interest; β-hCG = beta-human chorionic gonadotropin; MAAE = medically attended adverse event; NA = not applicable; SAE = serious adverse event; SARS-CoV-2 = severe acute respiratory syndrome-coronavirus-2; WOCBP = women of childbearing potential.

Table 3 Schedule of Activities: Treatment and Follow-up Period – Substudy

Procedure	Treatment and Follow-up Period											For details see Section	
	Day	1	8 ^a	15	29	36 ^a	43	57	90	180	360		730
Window (days)	NA	± 3	± 1	± 3	± 3	± 3	± 3	± 3	± 5	± 10	± 15	± 30	
PBMCs for assessment of B-cell and T-cell responses ^d	X (predose)		X				X						8.5.2
Serum sample for SARS-CoV-2 nAbs assessment	X (predose)		X	X (predose)			X	X		X	X		
Nasal adsorption for SARS-CoV-2 mucosal responses	X (predose)		X	X (predose)			X	X		X	X		
Serum sample for ACE2 competition serology	X (predose)			X (predose)				X		X			
Safety assessments													
Local and systemic predefined solicited AEs (recorded daily by participant in Solicited AE e-Diary)	X (through Day 8)			X (through Day 36)									8.3.7
AEs	X	X	X	X	X	X	X	X					8.3
SAEs, MAAEs, and AESIs	X	X	X	X	X	X	X	X	X	X	X	X	
Telephone contact for safety monitoring		X				X							

^a Not a study site visit; participants will be contacted by telephone for safety monitoring

^b If urine tests positive or indeterminate, a quantitative serum β-hCG will be performed for confirmation.

^c Weekly contact with participants to remind them to present to the study site for SARS-CoV-2 testing if they have qualifying symptom

^d PBMCs will be isolated from approximately 300 participants at select study sites, as outlined in the laboratory manual.

ACE2 = angiotensin-converting enzyme 2; AE = adverse event (treatment-emergent); AESI = adverse event of special interest; β-hCG = beta-human chorionic gonadotropin; CoV = coronavirus; COVID-19 = coronavirus disease 2019; MAAE = medically attended adverse event; NA = not applicable; nAb = neutralizing antibody; PBMC = peripheral blood mononuclear cell; SAE = serious adverse event; SARS-CoV-2 = severe acute respiratory syndrome-coronavirus-2; WOCBP = women of childbearing potential.

2 INTRODUCTION

AZD1222 is being developed for the prevention of COVID-19. AZD1222 is a recombinant replication-defective chimpanzee adenovirus expressing the SARS-CoV-2 S surface glycoprotein driven by the human cytomegalovirus major immediate early promoter that includes intron A with a human tPA leader sequence at the N terminus.

2.1 Study Rationale

The aim of the study is to assess the safety, efficacy, and immunogenicity of AZD1222 for prevention of COVID-19. The COVID-19 pandemic has caused major disruption to healthcare systems with significant socioeconomic impacts. Currently, there are no licensed preventions available against COVID-19 and accelerated vaccine development is urgently needed. A safe and effective vaccine for COVID-19 prevention would have significant global public health impact.

2.2 Background

In December 2019, a cluster of patients with pneumonia of unknown cause was linked to a seafood wholesale market in Wuhan, China and were later confirmed to be infected with a novel coronavirus, known as 2019-nCoV (Zhu et al 2020). The virus was subsequently renamed to SARS-CoV-2 because it is similar to the coronavirus responsible for SARS-CoV, a lineage B *Betacoronavirus*. SARS-CoV-2 shares more than 79% of its sequence with SARS-CoV, and 50% with the coronavirus responsible for MERS-CoV, a member of the lineage C *Betacoronavirus* (Lu et al 2020). COVID-19 is the infectious disease caused by SARS-CoV-2. By January 2020 there was increasing evidence of human to human transmission as the number of cases rapidly began to increase in China. Spread of the virus has been rapid and now encompasses the globe. The WHO declared the novel coronavirus a pandemic on 11 March 2020. As of 13 July 2020, there have been more than 12.7 million confirmed cases and > 560 000 deaths, of which 3.2 million confirmed cases and > 130 000 deaths have been reported in the USA (WHO 2020). It is believed that evolution of the pandemic will vary across countries, affected in part by different containment strategies ranging from extreme lockdown to relative inaction. As a result, there may be regional waves of the disease and pockets of vulnerable populations. Globally, governments have acknowledged that an effective vaccine against COVID-19 is the only way to guarantee a safe and sustained exit strategy from repeated lockdowns.

CoVs are spherical, enveloped viruses with positive-sense single-stranded RNA genomes. One fourth of their genome is responsible for coding structural proteins, such as the S glycoprotein, envelope, membrane, and nucleocapsid proteins. Envelope, membrane, and nucleocapsid proteins are mainly responsible for virion assembly whilst the S protein is involved in receptor binding, mediating virus entry into host cells during CoVs infection via different receptors (Li 2016). SARS-CoV-2 belongs to the phylogenetic lineage B of the

genus *Betacoronavirus* and it recognizes the ACE2 as the entry receptor (Zhou et al 2020). It is the seventh CoV known to cause human infections and the third known to cause severe disease after SARS-CoV and MERS-CoV.

AZD1222 is a recombinant replication-defective chimpanzee adenovirus expressing the SARS-CoV-2 S surface glycoprotein. Development of AZD1222, previously referred to as ChAdOx1 nCoV-19, was initiated by the University of Oxford with subsequent transfer of development activities to the Sponsor. Nonclinical studies found AZD1222 to be immunogenic in BALB/c and CD-1 mice, porcine, and NHP models. Further, in a SARS-CoV-2 challenge NHP model, a single administration of AZD1222 significantly reduced viral load in bronchoalveolar lavage fluid and respiratory tract tissue of vaccinated animals as compared to vector controls (van Doremalen et al 2020). Efficacy studies in ferret and NHP models are underway.

The clinical development program for AZD1222 was initiated by the University of Oxford, and currently has 4 ongoing studies being conducted in the UK (FIH COV001 [NCT04324606], COV002 [NCT04400838]), Brazil (COV003 [ISRCTN89951424], and South Africa (COV005 [NCT04444674]). Preliminary data are available for the FIH Study COV001 and Study COV002.

Study COV001 enrolled the first participant on 23 April 2020 and completed enrollment on 21 May 2020. As of 24 July 2020, a total of 1 077 participants have been enrolled including 544 participants who received at least one dose of 5×10^{10} vp AZD1222 and 10 participants who received a second dose of 5×10^{10} vp AZD1222 4 weeks later. Safety data found the vaccine was generally tolerated, with no treatment-related SAEs reported through 28 days post dose. The most common local solicited AEs were vaccination site pain and tenderness. The most common systemic solicited AEs were chills, feverishness, fever, headache, malaise, and myalgia. The majority of events were mild or moderate in severity and resolved within 1 to 7 days. Following the second dose, a general attenuation in the incidence and severity of local and systemic solicited AEs was observed.

Preliminary immunogenicity data from Study COV001 suggest that a single dose can elicit both humoral and cellular immunogenicity responses and that antibody responses are boosted after a second dose. S-specific T-cell responses peaked on Day 14. Anti-S IgG responses rose by Day 28, and were boosted 3-fold following a second dose.

Neutralizing antibody responses against SARS-CoV-2 were detected in 32 (91%) of 35 participants after a single dose when measured in microneutralization assay (MNA₈₀) and in 35 (100%) participants when measured in plaque reduction neutralization test (PRNT₅₀). After the second dose, all participants had neutralizing activity (9 of 9 in MNA₈₀ at Day 42 and 10 of 10 in Marburg virus neutralization assay on Day 56). Neutralizing antibody responses correlated strongly with antibody levels measured by ELISA (Folegatti et al 2020b).

As of 24 July 2020, Study COV002 enrolled 8 344 participants, including 4 252 participants who received at least one dose of AZD1222 ranging from 2.2×10^{10} vp to 5×10^{10} vp. Based on preliminary data following a single dose of 5×10^{10} vp, the local and systemic solicited-AE profile in participants 18 to 55 years of age was generally comparable to results in Study COV001. In general, a decline in the incidence and severity of solicited AEs was observed across the age groups (18-55, 56-69, and ≥ 70 years) in Study COV002.

Another ChAdOx1-vectored vaccine expressing the full-length S protein from a related betacoronavirus, MERS-CoV, has been given to 53 participants as part of 2 ongoing dose-escalation Phase I studies (MERS001 [NCT03399578] and MERS002 [NCT04170829], sponsored by the University of Oxford) at doses ranging from 5×10^9 vp to 5×10^{10} vp. Preliminary immunogenicity data from MERS001 suggested that a single dose of ChAdOx1 MERS can elicit both humoral and cellular responses. Overall, the vaccine was safe and generally well tolerated, with no serious adverse reactions reported in either study.

The ChAdOx1 platform has been used in 14 clinical studies sponsored by the University of Oxford with immunogens from multiple pathogens such as influenza, tuberculosis, malaria, chikungunya, Zika, MERS-CoV, and Meningitis B. Over 360 healthy adult participants have received ChAdOx1-vectored vaccines in these studies. These vaccines demonstrated robust immunogenicity after a single dose and favorable safety profiles, with no vaccine-related SAEs.

See the AZD1222 IB, Sections 4 and 5 for additional information on nonclinical and clinical studies, respectively, of AZD1222 and related ChAdOx1-vectored vaccines. Detail on the development and chemistry of AZD1222 is provided in the IB, Section 3.

Overall, the preliminary data from the AZD1222 clinical and nonclinical studies, and the acceptable safety and efficacy data for the MERS-CoV vaccine and other ChAdOx1-vectored vaccines, support further development of AZD1222 for the prevention of COVID-19.

2.3 Benefit/Risk Assessment

More detailed information about the known and expected benefits and potential risks of AZD1222 can be found in the AZD1222 IB.

2.3.1 Risk Assessment

AZD1222

Based on preliminary clinical data from Study COV001 and Study COV002, the most common local solicited AEs were vaccination site pain and tenderness. Common systemic solicited AEs across the 2 studies included chills, feverishness, fever, fatigue, headache, joint

pain, malaise, and myalgia. The majority of events were mild or moderate in severity and resolved within 1 to 7 days (Section 2.2 and AZD1222 IB).

There are no identified risks for AZD1222. Important potential risks are hypersensitivity including anaphylaxis/anaphylactic reactions, vaccine-associated enhanced respiratory disease, and Guillain-Barré syndrome and other immune-mediated reactions.

Serious allergic reactions including anaphylaxis may occur, as with any vaccine. Acute allergic reactions may include cardio-respiratory, skin, and gastrointestinal signs and symptoms, such as hypotension, bronchospasm, angioedema, urticaria, and diarrhea.

Vaccine-associated enhanced respiratory disease is a potential risk for AZD1222. The risks of inducing disease enhancement and lung immunopathology in the event of COVID-19 following AZD1222 vaccination are unknown.

As with many vaccines, temporary ascending paralysis (Guillain-Barré syndrome) or other immune-mediated reactions that can lead to organ damage may occur, but this should be extremely rare.

2.3.2 Benefit Assessment

Recipients of AZD1222 do not have any guaranteed benefit, however, AZD1222 may be efficacious and offer participants protection from COVID-19. The information gained from this study will inform development decisions.

2.3.3 Overall Benefit: Risk Conclusion

For the safety of participants, the protocol has incorporated various risk mitigation measures including appropriate inclusion and exclusion criteria, close monitoring of participants, and stopping criteria. An independent DSMB will provide study oversight, evaluating cumulative safety and other clinical data at regular intervals. Taking these measures into account, the potential risks identified in association with AZD1222 are justified by the anticipated benefit that may be afforded to participants for the prevention of COVID-19.

3 OBJECTIVES AND ENDPOINTS

Table 5 Objectives and Endpoints

Objective ^a	Estimand ^b Description/Endpoint
PRIMARY	
<p>1 To estimate the efficacy of 2 IM doses of AZD1222 compared to placebo for the prevention of COVID-19 in adults ≥ 18 years of age</p>	<p>Population: Full analysis set, excluding participants who are seropositive at baseline</p>
	<p>Endpoint: A binary response, whereby a participant is defined as a COVID-19 case if their first case of SARS-CoV-2 RT-PCR-positive symptomatic illness occurs ≥ 15 days post second dose of study intervention. Otherwise, a participant is not defined as a COVID-19 case.</p>
	<p>Intercurrent events: For participants who withdraw from the study prior to having met the criteria for the primary efficacy endpoint, absence of data following these participants' withdrawal will be treated as missing (ie, counted as not having met the criteria); participants who withdraw before 15 days post second dose or who have a case prior to 15 days post second dose will be excluded from primary endpoint analysis.</p>
<p>Summary measure: VE, calculated as 1-relative risk. (Relative risk is the incidence of infection in the vaccine group relative to the incidence of infection in the control group.)</p>	<p>2 To assess the safety and tolerability of 2 IM doses of AZD1222 compared to placebo in adults ≥ 18 years of age</p>
<p>a) Incidence of AEs for 28 days post each dose of study intervention</p>	
<p>b) Incidence of SAEs, MAAEs, and AESIs from Day 1 post treatment through Day 730</p>	<p>3 To assess the reactogenicity of 2 IM doses of AZD1222 compared to placebo in adults ≥ 18 years of age (Substudy only)</p>
<p>Incidence of local and systemic solicited AEs for 7 days post each dose of study intervention</p>	
SECONDARY	
<p>1 To estimate the efficacy of 2 IM doses of AZD1222 compared to placebo for the prevention of SARS-CoV-2 infection</p>	<p>The proportion of participants who have a post-treatment response (negative at baseline to positive post treatment with study intervention) for SARS-CoV-2 Nucleocapsid antibodies over time</p>
<p>2 To estimate the efficacy of 2 IM doses of AZD1222 compared to placebo for the prevention of symptomatic COVID-19 using CDC criteria</p>	<p>The incidence of the first case of SARS-CoV-2 RT-PCR-positive symptomatic illness occurring ≥ 15 days post second dose of study intervention using CDC criteria</p>
<p>3 To estimate the efficacy of 2 IM doses of AZD1222 compared to placebo for the prevention of University of Oxford-defined symptomatic COVID-19</p>	<p>The incidence of the first case of SARS-CoV-2 RT-PCR-positive symptomatic illness occurring ≥ 15 days post second dose of study intervention using University of Oxford-defined symptom criteria</p>

Table 5 Objectives and Endpoints

Objective ^a	Estimand ^b Description/Endpoint
4 To estimate the efficacy of 2 IM doses of AZD1222 compared to placebo for the prevention of severe or critical symptomatic COVID-19	The incidence of SARS-CoV-2 RT-PCR-positive severe or critical symptomatic illness occurring \geq 15 days post second dose of study intervention
5 To estimate the efficacy of 2 IM doses of AZD1222 compared to placebo for the prevention of COVID-19-related Emergency Department visits	The incidence of COVID-19-related Emergency Department visits occurring \geq 15 days post second dose of study intervention
6 To assess antibody responses to AZD1222 S antigen following 2 IM doses of AZD1222 or placebo (Substudy and Illness Visits only)	a) Post-treatment GMTs and GMFRs from day of dosing baseline value to 28 days post each dose in SARS-CoV-2 S, RBD antibodies (MSD serology assay)
	b) The proportion of participants who have a post-treatment seroresponse (\geq 4-fold rise in titers from day of dosing baseline value to 28 days post each dose) to the S, RBD antigens of AZD1222 (MSD serology assay)
7 To determine anti-SARS-CoV-2 neutralizing antibody levels in serum following 2 IM doses of AZD1222 or placebo (Substudy and Illness Visits only)	a) Post-treatment GMTs and GMFRs from day of dosing baseline value to 28 days post each dose in SARS-CoV-2 neutralizing antibodies (wild-type assay or pseudo-neutralization assay)
	b) Proportion of participants who have a post-treatment seroresponse (\geq 4-fold rise in titers from day of dosing baseline value to 28 days post each dose) to AZD1222 as measured by SARS-CoV-2 neutralizing antibodies (wild-type assay or pseudo-neutralization assay)
EXPLORATORY	
1 To estimate the efficacy of 2 IM doses of AZD1222 compared to placebo for the all-cause mortality	The incidence of all-cause mortality from Day 1 through Day 730
2 To estimate the efficacy of 2 IM doses of AZD1222 compared to placebo for COVID-19-related deaths	The incidence of COVID-19-related deaths occurring from Day 1 through Day 730
3 To estimate the efficacy of 2 IM doses of AZD1222 compared to placebo for the prevention of COVID-19-related hospitalizations	The incidence of COVID-19-related hospitalizations occurring \geq 15 days post second dose of study intervention
4 To estimate the efficacy of 2 IM doses of AZD1222 compared to placebo for the prevention of COVID-19-related ICU admissions	The incidence of COVID-19-related ICU admissions occurring \geq 15 days post second dose of study intervention
5 To estimate the efficacy of AZD1222 compared to placebo for the prevention of COVID-19 following the first dose	The incidence of COVID-19 SARS-CoV-2 RT-PCR-positive symptomatic illness occurring post first dose of study intervention
6 To quantify SARS-Cov-2 viral loads in infected participants treated with 2 IM doses of AZD1222 or placebo (Illness Visits only)	Viral genome copies in NP swabs collected at Illness Visits as determined by qRT-PCR

Table 5 Objectives and Endpoints

Objective ^a	Estimand ^b Description/Endpoint
7 To characterize sequence variations in SARS-CoV-2 through genotypic analyses in participants treated with 2 IM doses of AZD1222 or placebo (Illness Visits only)	Genotypic analysis of SARS-CoV-2 from NP swabs collected on Day 1 illness visit
8 To quantify duration of viral shedding in symptomatic SARS-CoV-2 infected participants treated with 2 IM doses of AZD1222 or placebo (Illness Visits only)	Duration of SARS-CoV-2 shedding in saliva over time
9 To assess the biometric profiles associated with COVID-19 using a biosensor in participants treated with 2 IM doses of AZD1222 or placebo (Illness Visits only)	Biophysical parameters, including but not limited to serial measurements of skin temperature, heart rate, respiratory rate, blood oxygen saturation, and physical activity, recorded using a biosensor from illness visits Day 1 through Day 28
10 To assess symptoms associated with COVID-19 using an e-Diary in participants treated with 2 IM doses of AZD1222 or placebo (Illness Visits only)	Symptoms recorded by participants in an Illness e-Diary from illness visits Day 2 through Day 28
11 To assess SARS-CoV-2 specific antibodies in an ACE2 competition assay following 2 IM doses of AZD1222 or placebo (Substudy only)	a) Post-treatment GMTs and GMFRs from Day 1 baseline value to 28 days post each dose in ACE2 competing antibodies from serum samples b) Proportion of participants who have a post-treatment seroresponse (\geq 4-fold rise in titers from day of dosing baseline value to 28 days post each dose) in ACE2 competing antibodies
12 To assess B- and T-cell responses following 2 IM doses of AZD1222 or placebo (Substudy only)	a) Quantification of (IFN- γ) ELISpot responses to SARS-CoV-2 S protein from day of dosing baseline to 14 days post each dose b) Intracellular cytokine staining and flow cytometry for B- and T-cell responses from day of dosing baseline to 14 days post each dose
13 To assess SARS-CoV-2 antibodies in nasal secretions following 2 IM doses of AZD1222 or placebo (Substudy only)	a) Post-treatment GMTs and GMFRs from Day 1 baseline value to 28 days post each dose in SARS-CoV-2 S, RBD, and Nucleocapsid antibodies (MSD serology assay) b) Proportion of participants who have a post-treatment seroresponse (\geq 4-fold rise in titers from Day 1 baseline value to 28 days post each dose) to SARS-CoV-2 S, RBD, and Nucleocapsid antigens (MSD serology assay)
14 To assess anti-vector responses to the ChAdOx-1 adenovirus vector following 2 IM doses of AZD1222 or placebo (Substudy only)	Proportion of participants who have a post-treatment seroresponse (\geq 4-fold rise in titers from Day 1 baseline value to 28 days post each dose) to AZD1222 as measured by ChAdOx1 neutralizing antibodies
15 To assess additional immune responses following 2 IM doses of AZD1222 or placebo	Other exploratory assays for humoral and cellular immune responses may be performed based upon emerging safety, efficacy, and immunogenicity data

Table 5 Objectives and Endpoints

Objective ^a	Estimand ^b Description/Endpoint
------------------------	--

^a Substudy: The first participants randomized in each age group, including 1 500 participants 18 to 55 years of age, 750 participants 56 to 69 years of age, and 750 participants ≥ 70 years of age, will also participate in a substudy assessing the reactogenicity and immunogenicity of AZD1222.
Illness Visits: Participants who present with qualifying symptoms will be tested for SARS-CoV-2 and if positive, will complete illness visits.

^b Estimand is the target of estimation to address the scientific question of interest posed by the primary objective. Attributes of an estimand include the population of interest, the variable (or endpoint) of interest, the specification of how intercurrent events are reflected in the scientific question of interest, and the population-level summary for the variable.

ACE2 = angiotensin-converting enzyme 2; AE = adverse event; AESI = adverse event of special interest; CDC = Centers for Disease Control and Prevention; COVID-19 = coronavirus disease 2019; ELISpot = enzyme-linked immunospot; GMFR = geometric mean fold rise; GMT = geometric mean titer; ICU = intensive care unit; IFN- γ = interferon-gamma; IM = intramuscular; MAAE = medically attended adverse event; MSD = Meso Scale Discovery; NP = nasopharyngeal; RT-PCR = reverse transcriptase polymerase chain reaction; qRT-PCR = quantitative reverse transcriptase polymerase chain reaction, RBD = receptor binding domain; S = Spike; SAE = serious adverse event; SARS-CoV-2 = severe acute respiratory syndrome-coronavirus-2; VE = vaccine efficacy.

4 STUDY DESIGN

4.1 Overall Design

D8110C00001 is a Phase III randomized, double-blind, placebo-controlled multicenter study assessing the safety, efficacy, and immunogenicity of AZD1222 compared to saline placebo for the prevention of COVID-19. Participants will be adults ≥ 18 years of age who are healthy or have medically-stable chronic diseases, and are at increased risk for SARS-CoV-2 acquisition and COVID-19. Approximately 30 000 participants will be randomized in a 2:1 ratio to receive 2 IM doses of either 5×10^{10} vp (nominal, $\pm 1.5 \times 10^{10}$ vp) AZD1222 (n = approximately 20 000) or saline placebo (n = approximately 10 000) 4 weeks apart, on Days 1 and 29. Randomization will be stratified by age (≥ 18 and < 65 years, and ≥ 65 years), with at least 25% of participants to be enrolled in the older age stratum.

Participants who present with at least one of the qualifying symptoms listed below through Day 360 will be assessed for COVID-19. With the exception of fever, shortness of breath, or difficulty breathing, the symptom must be present for 2 or more days. Participants with a COVID-19 qualifying symptom(s) will be tested for SARS-CoV-2, and if positive will complete illness visit assessments, as presented in [Table 4](#). See Section [8.1](#) for details on COVID-19 assessments.

COVID-19 Qualifying Symptoms

Participant must present with at least one of the following symptoms	
Duration	Symptom
No minimum duration	Fever
	Shortness of breath
	Difficulty breathing
Must be present for ≥ 2 days	Chills
	Cough
	Fatigue
	Muscle aches
	Body aches
	Headache
	New loss of taste
	New loss of smell
	Sore throat
	Congestion
	Runny nose
	Nausea
	Vomiting
Diarrhea	

Adapted from (CDC 2020).

Safety will be assessed for the duration of the study. AEs will be recorded for 28 days post each dose of study intervention (ie, until Day 29 post first dose and Day 57 post second dose), and SAEs, MAAEs, and AESIs will be recorded through Day 730. See Sections 8.3, 8.3.8, and 8.3.9 for definitions of these events.

The first participants randomized in each age group, including 1 500 participants 18 to 55 years of age, 750 participants 56 to 69 years of age, and 750 participants ≥ 70 years of age, will also participate in a substudy assessing the reactogenicity and immunogenicity of AZD1222. These 3 000 participants in the substudy will have additional assessments for predefined solicited AEs for 7 days post each dose of study intervention and for humoral and cellular immune responses. Solicited AEs are defined in Section 8.3.7.

Table 2 and Table 3 provide the SoA for the main study and the substudy, respectively.

All participants will remain on study for 2 years following administration of first dose of study intervention (Day 730). If AZD1222 is proven to be safe and efficacious based on the primary

endpoint analysis (see Section 9.4.2.1), following discussion at that time with the US FDA, other Regulators if appropriate, and the COVID-19 Vaccine DSMB, participants allocated to the placebo group may be offered AZD1222 if doses are available. Placebo participants treated with AZD1222 will continue to be followed in the study.

A PSRT will provide support for safety surveillance during the study. Additionally, an independent COVID-19 Vaccine DSMB will provide oversight, to ensure safe and ethical conduct of the study. The COVID-19 Vaccine DSMB will facilitate the interim analysis for efficacy and have the responsibility of evaluating cumulative safety and other clinical study data at regular intervals and making appropriate recommendations based on the available data. See [Appendix A 5](#) for additional detail.

4.2 Scientific Rationale for Study Design

4.2.1 Rationale for Study Design and Participant Population

The participant population is male and female adults ≥ 18 years of age who are not immunosuppressed, but are at increased risk of SARS-Cov-2 infection due to their locations or circumstances. Inclusion of older adults is based on data that are being gathered from the ongoing University of Oxford-sponsored studies. Study COV001 (NCT04324606) enrolled adults 18 to 55 years of age. Study COV002 (NCT04400838) is pursuing an age-escalation design and it is anticipated that at least 30 adults who are 56 to 69 years of age and that at least 30 adults who are aged ≥ 70 will have received 2 doses of AZD1222 prior to initiation of this study.

Adults with medically-stable chronic diseases may participate if, according to the judgement of the investigator, hospitalization within the study period is not anticipated and the participant appears likely to be able to remain on study through the end of protocol-specified follow-up.

The study will exclude females who are pregnant or breast-feeding and individuals less than 18 years of age. Women who are pregnant or breast-feeding are excluded at this point as nonclinical developmental and reproductive toxicity studies to support vaccinating these individuals have yet to be performed. Additionally, it is planned that children and adolescents will be evaluated for their response to the vaccine once safety and efficacy have been established in adults.

Participants who have been previously diagnosed with laboratory-confirmed SARS-CoV-2 infection are excluded from study participation. Participants with previous asymptomatic or undiagnosed infection are not excluded. Participant's baseline serostatus will be determined but baseline serostatus will not be used as a basis for exclusion from the study. Participants who are seropositive at baseline are enrolled in order to gather safety data in this group as it is anticipated that, if proven to be efficacious, the vaccine will rapidly be distributed to millions

of individuals and that these individuals will not be tested for serologic evidence of previous infection prior to vaccination. Participant's baseline serostatus will be determined so that subgroup analyses for both safety and efficacy can be performed by baseline serostatus.

The study population represents the initial target population for AZD1222. If AZD1222 demonstrates efficacy for the prevention of COVID-19, the safety and immunogenicity of the vaccine in additional groups such as the immunosuppressed, pregnant women, and children and adolescents may be assessed in future studies.

4.2.2 Rationale for Study Endpoints

The efficacy endpoints in this study are analogous to endpoints used for evaluating the efficacy of influenza vaccines. These definitions have 4 components: (1) a definition of clinical illness; (2) a method of respiratory specimen sampling for the detection of associated shedding of the relevant virus; (3) an assay method for laboratory confirmation; and (4) a defined surveillance period. Assessment of AZD1222 efficacy will begin ≥ 15 days after the second dose of study intervention as this time period is considered necessary for the vaccine to induce protective immune responses.

In the substudy, solicited AEs will be collected for 7 days post each dose of study intervention, a period that has proven adequate to describe reactogenicity events in previous vaccine studies. For all participants, AEs will be collected through 28 days post each dose of study intervention. SAEs, MAAEs, and AESIs and will be collected from Day 1 through end of the study. AESIs include terms identified by the Brighton Collaboration involving events associated with vaccination in general ([SPEAC 2020](#)).

4.3 Justification for Dose

The AZD1222 dose of 5×10^{10} vp was selected based on accumulated clinical experience with this vaccine in ongoing clinical studies sponsored by the University of Oxford (see Section 2.2). Safety and immunogenicity data from an additional clinical study, MERS001 (NCT03399578), using the same ChAdOx1 vector, also helped inform dose selection.

MERS001 was the first clinical study of a ChAdOx1-vectored vaccine expressing the full-length S protein from a separate, but related, betacoronavirus. ChAdOx1 MERS has been given to 31 participants to date at doses ranging from 5×10^9 vp to 5×10^{10} vp. Despite higher reactogenicity observed at the 5×10^{10} vp, this dose was safe, with self-limiting AEs and no serious adverse reactions recorded. The 5×10^{10} vp was the most immunogenic, in terms of inducing neutralizing antibodies against MERS-CoV using a live virus assay ([Folegatti et al 2020a](#)). Given the immunogenicity findings and safety profile observed with the ChAdOx1-vectored vaccine against MERS-CoV, the 5×10^{10} vp dose was chosen for AZD1222. See the AZD1222 IB.

Based on accumulating nonclinical and clinical data gathered for AZD1222 as well as for other SARS-CoV-2 vaccines in development, a 2-dose regimen was selected for the study in order to enhance the immune responses to the virus (AZD1222 IB).

In an NHP challenge study, 6 macaques received a second dose of AZD1222 4 weeks after the first dose. The second dose resulted in increases in both ELISA and neutralizing antibody titers, and fewer areas of the lung contained viral RNA in prime boost group compared to the prime group. In a porcine model, 3 pigs also received a second dose of AZD1222 4 weeks after the first dose. In the animals that received the booster dose, both antibodies to the SARS-CoV-2 RBD and neutralizing antibodies were boosted after the second dose.

In Study COV001, 10 participants received a second dose of AZD1222 4 weeks after the first dose. Antibody responses to both the first and second doses were evaluated using an ELISA assay, through the MSD platform and by both neutralization and pseudo-neutralization assays. Notable increases in antibody levels to the S protein were seen with the ELISA assay and increases to both the S protein and RBD were noted using the MSD platform. Similarly, increases in antibody levels following the second dose were also seen with neutralization and pseudo-neutralization assays. Though based on small numbers, the second dose of the vaccine appeared to result in a lower rate of systemic solicited AEs.

The 4-week interval was selected based on the interval used in the nonclinical studies and Study COV001.

4.4 End of Study Definition

A participant is considered to have completed the study if he/she has completed all phases of the study including the last scheduled procedure shown in the SoA (Section 1.3).

The end of the study is defined as the date of the last scheduled procedure shown in the SoA (Section 1.3) for the last participant in the study globally.

5 STUDY POPULATION

Prospective approval of protocol deviations to recruitment and enrollment criteria, also known as protocol waivers or exemptions, is not permitted.

5.1 Inclusion Criteria

Participants are eligible to be included in the study only if all of the following criteria apply:

Age

- 1 Adult, ≥ 18 years of age at the time of consent

Type of Participant

- 2 Increased risk of SARS-CoV-2 infection
 - Defined as adults whose locations or circumstances put them at appreciable risk of exposure to SARS-CoV-2 and COVID-19, based on available risk assessment contemporaneous to enrollment (believed to be at risk/exposure)
- 3 Medically stable such that, according to the judgment of the investigator, hospitalization within the study period is not anticipated and the participant appears likely to be able to remain on study through the end of protocol-specified follow-up
 - A stable medical condition is defined as disease not requiring significant change in therapy or hospitalization for worsening disease during the 3 months prior to enrollment
- 4 Able to understand and comply with study requirements/procedures (if applicable, with assistance by caregiver, surrogate, or legally authorized representative) based on the assessment of the investigator

Reproduction

- 5 Contraceptive use by women should be consistent with local regulations regarding the methods of contraception for those participating in clinical studies
- 6 Female participants
 - (a) Women of childbearing potential must:
 - Have a negative pregnancy test on the day of screening and on Day 1
 - Use one highly effective form of birth control for at least 28 days prior to Day 1 and agree to continue using one highly effective form of birth control through 60 days following administration of the second dose of study intervention. A highly effective method of contraception is defined as one that can achieve a failure rate of less than 1% per year when used consistently and correctly (see [Table 6](#)). Periodic abstinence, the rhythm method, and withdrawal are NOT acceptable methods of contraception.
 - (b) Women are considered of childbearing potential unless they meet either of the following criteria:
 - Surgically sterilized (including bilateral tubal ligation, bilateral oophorectomy, or hysterectomy), or
 - Post-menopausal
 - For women aged < 50 years, post-menopausal is defined as having both:
 - A history of ≥ 12 months amenorrhea prior to randomization, without an alternative cause, following cessation of exogenous sex-hormonal treatment, and

- A follicle-stimulating hormone level in the post-menopausal range
 Until follicle-stimulating hormone is documented to be within menopausal range, the participant is to be considered of childbearing potential
- For women aged ≥ 50 years, post-menopausal is defined as having a history of ≥ 12 months amenorrhea prior to randomization, without an alternative cause, following cessation of exogenous sex-hormonal treatment

Table 6 Highly Effective Methods of Contraception

Barrier Methods	Hormonal Methods
<ul style="list-style-type: none"> • Intrauterine device • Intrauterine hormone-releasing system (IUS)^a • Bilateral tubal occlusion • Vasectomized partner^b • Sexual abstinence^c 	<ul style="list-style-type: none"> • Combined (estrogen- and progestogen-containing hormonal contraception) <ul style="list-style-type: none"> ○ Oral (combined pill) ○ Injectable ○ Transdermal (patch) • Progestogen-only hormonal contraception <ul style="list-style-type: none"> ○ Oral ○ Injectable ○ Implantable

^a This is also considered a hormonal method

^b Provided that partner is the sole sexual partner of the woman of childbearing potential study participant and that the vasectomized partner has received medical assessment of the surgical success

^c Sexual abstinence is considered a highly effective method only if defined as refraining from heterosexual intercourse during the entire period of the study and if it is the preferred and usual lifestyle of the participant

Informed Consent

- 7 Capable of giving signed informed consent as described in [Appendix A](#), which includes compliance with the requirements and restrictions listed in the ICF and in this protocol

5.2 Exclusion Criteria

Participants are excluded from the study if any of the following criteria apply:

Medical Conditions

- 1 History of allergy to any component of the vaccine
- 2 History of Guillain-Barré syndrome or any other demyelinating condition
- 3 Significant infection or other acute illness, including fever > 100 °F (> 37.8 °C) on the day prior to or day of randomization
- 4 History of laboratory-confirmed SARS-CoV-2 infection

- 5 Any confirmed or suspected immunosuppressive or immunodeficient state, including asplenia
- 6 Recurrent severe infections and use of immunosuppressant medication within the past 6 months (≥ 20 mg per day of prednisone or its equivalent, given daily or on alternate days for ≥ 15 days within 30 days prior to administration of study intervention)
The following exceptions are permitted:
 - Topical/inhaled steroids or short-term oral steroids (course lasting ≤ 14 days)
 - Human immunodeficiency virus-positive stable participants on stable antiretroviral therapy, eg, (NIH 2020, Waldrop et al 2016)
- 7 History of primary malignancy except for:
 - (a) Malignancy with low potential risk for recurrence after curative treatment (for example, history of childhood leukaemia) or metastasis (for example, indolent prostate cancer) in the opinion of the site investigator.
 - (b) Adequately treated non-melanoma skin cancer or lentigo maligna without evidence of disease
 - (c) Adequately treated uterine cervical carcinoma in situ without evidence of disease
 - (d) Localized prostate cancer
- 8 Clinically significant bleeding disorder (eg, factor deficiency, coagulopathy, or platelet disorder), or prior history of significant bleeding or bruising following IM injections or venepuncture
- 9 Severe and/or uncontrolled cardiovascular disease, respiratory disease, gastrointestinal disease, liver disease, renal disease, endocrine disorder, and neurological illness, as judged by the Investigator (mild/moderate well-controlled comorbidities are allowed)
- 10 Any other significant disease, disorder, or finding that may significantly increase the risk to the participant because of participation in the study, affect the ability of the participant to participate in the study, or impair interpretation of the study data

Prior/Concomitant Therapy

- 11 Receipt of, or planned receipt of investigational products indicated for the treatment or prevention of SARS-CoV-2 or COVID-19
Note: For participants who become hospitalized with COVID-19, receipt of licensed treatment options and/or participation in investigational treatment studies is permitted
- 12 Receipt of any vaccine (licensed or investigational) other than licensed influenza vaccines within 30 days prior to and after administration of study intervention
- 13 Receipt of immunoglobulins and/or any blood products within 3 months prior to administration of study intervention or expected receipt during the period of study follow-up

Other Exclusions

- 14 Involvement in the planning and/or conduct of this study (applies to both Sponsor staff and/or staff at the study site)
- 15 For women only - currently pregnant (confirmed with positive pregnancy test) or breast-feeding
- 16 Has donated ≥ 450 mL of blood products within 30 days prior to randomization or expects to donate blood within 90 days of administration of second dose of study intervention

5.3 Lifestyle Considerations

- 1 Participants must follow the contraception requirements outlined in Section 5.1
- 2 Restrictions relating to concomitant medications are described in Section 6.5
- 3 Agree to wear digital health device if diagnosed with COVID-19 as described in Section 8.1.2.2

5.4 Screen Failures

Screen failures are defined as participants who consent to participate in the clinical study but are not subsequently randomly assigned to study intervention. A minimal set of screen failure information is required to ensure transparent reporting of screen failure participants to meet the Consolidated Standards of Reporting Trials publishing requirements and to respond to queries from regulatory authorities. Minimal information includes demography, screen failure details, eligibility criteria, and any SAEs.

Individuals who do not meet the criteria for participation in this study (screen failure) may be rescreened. Only a single rescreening is allowed in the study. Rescreened participants are required to sign a new ICF ([Appendix A 3](#)), and will be assigned a new participant number.

6 STUDY INTERVENTION

In general, study intervention is defined as any investigational intervention(s), marketed product(s), or placebo intended to be administered to or medical device(s) utilized by a study participant according to the study protocol. For this study, study intervention is defined as AZD1222 or saline placebo ([Table 7](#)). The third party medical device used for assessment of COVID-19 symptoms (ie, digital health device [[Section 8.1.2.2](#)]) is not considered a study intervention.

6.1 Study Interventions Administered

6.1.1 Investigational Products

Table 7 Investigational Products

Intervention Name	AZD1222	Placebo
Type	Vaccine	Placebo
Dose Formulation	10 mM histidine, 7.5% (w/v) sucrose, 35 mM sodium chloride, 1 mM magnesium chloride, 0.1% (w/v) polysorbate 80, 0.1 mM edetate disodium, 0.5% (w/v) ethanol, at pH 6.6.	0.9% (w/v) saline
Unit Dose Strength(s)	$\geq 0.7 \times 10^{11}$ vp/mL	
Dosage Level(s)	5×10^{10} vp (nominal, $\pm 1.5 \times 10^{10}$ vp)	
Route of Administration	Intramuscular	Intramuscular
Use	Experimental	Placebo
IMP and NIMP	IMP	IMP
Sourcing	Provided centrally by the Sponsor	Sourced locally
Packaging and Labeling	Will be provided in vials within a carton. Each carton and vial will be labelled as required per country requirement	Not applicable
Current/Former Name or Alias	ChAdOx1 nCoV-19	Not applicable

IMP = investigational medicinal product; NIMP = non-investigational medical product; vp = viral particles; w/v = weight/volume.

AZD1222

AZD1222 will be supplied by the Sponsor as a vial solution for injection. It is a sterile, clear to slightly opaque solution, practically free from visible particles, with a label-claim volume of 5 mL.

Unopened vials of AZD1222 vials must be stored at 2-8 °C (36-46 °F) for the duration of assigned shelf-life and must not be frozen. AZD1222 must be kept in original packaging until use to prevent prolonged light exposure.

Placebo

Commercially available 0.9% (w/v) saline for injection will be sourced locally for placebo.

6.1.2 Dosing Instructions

Participants will receive 2 doses of either AZD1222 or placebo; the first dose will be administered on Day 1 and the second dose on Day 29 (see [Table 2](#) and [Table 3](#)).

It is recommended that the study interventions be administered as an IM injection into the deltoid of the non-dominant arm. Other injection sites may be used if necessary.

All study participants will be observed in the clinic for at least 15 minutes after vaccination.

Allergic reactions to vaccines are possible. Therefore, appropriate drugs and medical equipment to treat acute anaphylactic reactions must be immediately available, and study personnel must be trained to recognize and treat anaphylaxis.

6.2 Preparation/Handling/Storage/Accountability

- 1 The investigator or designee must confirm appropriate temperature conditions have been maintained during transit for all study intervention received and any discrepancies are reported and resolved before use of the study intervention.
- 2 Only participants enrolled in the study may receive study intervention and only authorized site staff may supply or administer study intervention. All study intervention must be stored in a secure, environmentally controlled, and monitored (manual or automated) area in accordance with the labelled storage conditions with access limited to the investigator and authorized site staff.
- 3 The investigator, institution, or the head of the medical institution (where applicable) is responsible for study intervention accountability, reconciliation, and record maintenance (ie, receipt, reconciliation, and final disposition records).
- 4 Further guidance and information for the final disposition of unused study interventions are provided in the Pharmacy Manual or specified handling instructions.

6.2.1 Dose Preparation and Administration

6.2.1.1 AZD1222

Doses of AZD1222 must be prepared by the unblinded pharmacist (or designee in accordance with local and institutional regulations) using aseptic technique. Each dose is prepared by withdrawing 0.5 mL from a vial of AZD1222 in a sterile syringe.

AZD1222 does not contain preservatives. Each vial must be assigned a beyond-use-date of 4 hours from first needle puncture of the AZD1222 vial, after which any unused portion must be discarded.

Once an AZD1222 dose is drawn into a syringe for administration, the dose must be administered within the beyond-use-date of the vial. If AZD1222 dose administration is not completed within the 4-hour vial beyond-use-date, a new dose must be prepared from a new vial.

Each vial of AZD1222 has a label-claim volume of 5 mL and can provide up to ten 0.5 mL doses.

6.2.1.2 Placebo

Doses of placebo must be prepared by the unblinded pharmacist (or designee in accordance with local and institutional regulations) using aseptic technique. Each placebo dose is prepared by withdrawing 0.5 mL from a 0.9% (w/v) saline vial or IV bag in a sterile syringe. If 0.9% (w/v) saline is extracted from IV bags, the manufacturers recommendation for maximum number of needle punctures of the IV bag port must not be exceeded.

Saline (0.9% [w/v]) does not contain preservatives. Each IV bag or vial must be assigned a beyond use date of 4 hours from first needle puncture, after which any unused portion must be discarded.

Once a placebo dose is drawn into a syringe for administration, the dose must be administered within the beyond-use-date of the vial/IV bag. If placebo dose administration is not completed within the 4-hour vial/IV bag beyond-use-date, a new dose must be prepared from a new vial or IV bag.

6.3 Measures to Minimize Bias: Randomization and Blinding

6.3.1 Randomization

All participants will be centrally assigned to randomized study intervention using an IRT. Before the study is initiated, user guides, the log in information, and directions for the IRT will be provided to each study site. Randomization will be stratified by age (≥ 18 to < 65 years, and ≥ 65 years), with at least 25% of participants to be enrolled in the older age stratum.

Where a participant does not meet all the eligibility criteria but incorrectly received study intervention, the investigator should inform the Study Physician immediately, and a discussion should occur between the Study Physician and the investigator regarding whether to continue or discontinue the participant.

6.3.2 Blinding

Neither the participant nor any of the investigators or Sponsor staff who are involved in the treatment or clinical evaluation and monitoring of the participants will be aware of the study intervention received. Since AZD1222 and placebo are visually distinct prior to dose preparation (due to differences in container closure), IMP will be handled by an unblinded pharmacist (or designee in accordance with local and institutional regulations) at the study site. Once drawn into syringes for administration, AZD1222 and placebo are not visually distinct from each other.

The IRT will provide the investigator(s) or pharmacists a dose tracking number to be allocated to the participant at the dispensing visit. Routines for this will be described in the IRT user manual that will be provided to each study site.

The randomization code should not be broken except in medical emergencies when the appropriate management of the participant requires knowledge of the treatment randomization. The investigator documents and reports the action to the Sponsor, without revealing the treatment given to participant to the Sponsor staff.

The Sponsor retains the right to break the code for SAEs that are unexpected and are suspected to be causally related to an investigational medicinal product and that potentially require expedited reporting to regulatory authorities. Randomization codes will not be broken for the planned analyses of data until all decisions on the evaluability of the data from each individual participant have been made and documented.

6.3.3 Procedures for Unblinding

The IRT will be programmed with blind-breaking instructions. In case of an emergency, in which the knowledge of the specific blinded study intervention will affect the immediate management of the participant's condition (eg, antidote available), the investigator has the sole responsibility for determining if unblinding of a participants' intervention assignment is warranted. Participant safety must always be the first consideration in making such a determination. If a participant's intervention assignment is unblinded, the Sponsor must be notified within 24 hours after breaking the blind.

6.4 Study Intervention Compliance

When participants are dosed at the study site, they will receive study intervention directly from the investigator or designee, under medical supervision. The date, and time if applicable, of dose administered will be recorded in the source documents and recorded in the eCRF. The dose of study intervention and study participant identification will be confirmed at the time of dosing by a member of the study site staff other than the person administering the study intervention.

6.5 Concomitant Therapy

Any medication or vaccine (including over-the-counter or prescription medicines) that the participant is receiving at the time of enrollment or receives during the period specified in the SoA (Section 1.3), must be recorded in the eCRF along with the information listed below. Vitamins and/or herbal supplements are not to be recorded.

- Reason for use
- Dates of administration including start and end dates

- Dosage information including dose and frequency

The Study Physician should be contacted if there are any questions regarding concomitant or prior therapy.

6.5.1 Permitted Concomitant Medications

Participants may take concomitant medications prescribed by their primary care provider for management of chronic medical conditions and/or for health maintenance. Primary care providers, or where appropriate investigators, should prescribe appropriate concomitant medications or treatments deemed necessary to provide full supportive care and comfort during the study. Participants who develop COVID-19 after receiving study intervention should be treated with licensed medications and interventions according to standard of care. All routine vaccinations other than influenza are permitted beginning > 30 days after last dose of study intervention. Licensed influenza vaccines are permitted at any time.

6.5.2 Prohibited Concomitant Medications

The following medications are prohibited and the Sponsor must be notified if a participant receives any of these prohibited medications. The use of the following concomitant medications and/or vaccines, however, will not definitively require withdrawal of the participant from the study, but may determine a participant's eligibility to receive a second dose or evaluability in the per-protocol analysis set.

If a participant receives a prohibited concomitant medication, the investigator in consultation with the Sponsor will evaluate any potential impact on receipt of study intervention based on time the medication was administered, the medication's pharmacology and pharmacokinetics, and whether the medication will compromise the participant's safety or interpretation of the data (see Section 7.1).

- Investigational products indicated for the treatment or prevention of SARS-CoV-2 or COVID-19
Note: For participants who become hospitalized with COVID-19, receipt of licensed treatment options and/or participation in investigational treatment studies is permitted
- Receipt of any vaccine (licensed or investigational) other than licensed influenza vaccines within 30 days prior to and after administration of study intervention
- Glucocorticoids at a dose ≥ 20 mg/day of prednisone or equivalent given daily or on alternate days for ≥ 14 consecutive days between randomization and the participant's scheduled final visit
- Other systemically administered drugs with significant immunosuppressive activity, such as azathioprine, tacrolimus, cyclosporine, methotrexate, or cytotoxic chemotherapy between randomization and the participant's scheduled final visit

- Immunoglobulins and/or any blood product

6.6 Dose Modification

Study intervention will be administered as described in Section 6.1.2. Dose modification is not permitted.

6.7 Intervention After the End of the Study

There is no intervention after the end of the study (see definition in Section 4.4).

7 DISCONTINUATION OF STUDY INTERVENTION AND PARTICIPANT DISCONTINUATION/WITHDRAWAL

7.1 Discontinuation of Study Intervention

Each participant will receive 2 doses of study intervention (see Section 6). An individual participant will not receive the first or second dose of study intervention if any of the following occur in the participant in question:

- 1 Withdrawal of consent after signing informed consent
- 2 Participant meets one or more of the exclusion criteria or fails to meet all inclusion criteria for study participation
- 3 Laboratory-confirmed SARS-CoV-2 infection
- 4 Participant is pregnant or nursing
- 5 Any allergic reaction including anaphylaxis that is assessed as related to study intervention
- 6 Any SAE assessed as related to study intervention
- 7 Any AE that, in the judgment of the site investigator, is related to study intervention and may jeopardize the safety of the study participant
- 8 Receipt of a prohibited concomitant medication that may jeopardize the safety of the study participant or interpretation of the data

Each participant who has received at least one dose of study intervention will be followed for the full study period unless consent is withdrawn specifically from further study participation, or the participant is lost to follow-up. Participants who have not received study intervention, regardless of reason, will not be followed.

7.1.1 Study Suspension or Termination

The Sponsor reserves the right to temporarily suspend or permanently terminate this study or a component of the study at any time. The reasons for temporarily suspending the study may include, but are not limited, to the following:

- Any death, SAE, or other safety finding assessed as related to study intervention that in the opinion of the Sponsor may preclude further administration of study intervention

No additional participants will be randomized or treated with study intervention until review by the COVID-19 Vaccine DSMB is complete (see [Appendix A 5](#) for COVID-19 Vaccine DSMB information).

7.2 Participant Withdrawal from the Study

- A participant may withdraw from the study at any time at his/her own request, or may be withdrawn at any time at the discretion of the investigator for safety, behavioral, compliance, or administrative reasons. This is expected to be uncommon.
- A participant who considers withdrawing from the study must be informed by the investigator about modified follow-up options (eg, telephone contact, a contact with a relative or treating physician, or information from medical records).
- If the participant withdraws consent for disclosure of future information, the Sponsor may retain and continue to use any data collected before such a withdrawal of consent.
- If a participant withdraws from the study, it should be confirmed if he/she still agrees for existing samples to be used in line with the original consent. If he/she requests withdrawal of consent for use of samples, destruction of any samples taken should be carried out in line with what was stated in the informed consent and local regulation. The investigator must document the decision on use of existing samples in the site study records and inform the Sponsor Study Team.

7.3 Lost to Follow-up

A participant will be considered lost to follow-up if he or she repeatedly fails to return for scheduled visits and is unable to be contacted by the study site.

The following actions must be taken if a participant fails to return to the clinic for a required study visit:

- The study site must attempt to contact the participant and reschedule the missed visit as soon as possible and counsel the participant on the importance of maintaining the assigned visit schedule and ascertain whether or not the participant wishes to and/or should continue in the study.
- Before a participant is deemed lost to follow-up, the investigator or designee must make every effort to regain contact with the participant (where possible, 3 telephone calls and, if necessary, a certified letter to the participant's last known mailing address or local

equivalent methods). These contact attempts should be documented in the participant's medical record.

- Should the participant continue to be unreachable, he/she will be considered to have withdrawn from the study.

Discontinuation of specific sites or of the study as a whole are handled as part of [Appendix A](#).

8 STUDY ASSESSMENTS AND PROCEDURES

- Study procedures and their timing are summarized in the SoA (Section 1.3). Protocol waivers or exemptions are not allowed.
- Immediate safety concerns should be discussed with the Sponsor immediately upon occurrence or awareness to determine if the participant should continue or discontinue study intervention.
- Adherence to the study design requirements, including those specified in the SoA (Section 1.3) is essential and required for study conduct.
- All screening evaluations must be completed and reviewed to confirm that potential participants meet all eligibility criteria. The investigator will maintain a screening log to record details of all participants screened and to confirm eligibility or record reasons for screening failure, as applicable.
- Procedures conducted as part of the participant's routine clinical management (eg, blood count) and obtained before signing of the ICF may be utilized for screening or baseline purposes provided the procedures met the protocol-specified criteria and were performed within the time frame defined in the SoA.

8.1 Efficacy Assessments

8.1.1 Monitoring COVID-19 Symptoms

Study sites will contact participants weekly (telephone/email/text) through Day 360 with reminders to monitor for COVID-19 symptoms. Participants who present with at least one of the COVID-19 qualifying symptoms listed below must contact the study team. With the exception of fever, shortness of breath, or difficulty breathing, the symptom must be present for 2 or more days. During the 7 days following administration of each dose of study intervention, investigator judgement should be used to determine which participants should initiate illness visits as symptoms may be due to the reactogenicity of the study intervention as opposed to potentially due to infection with SARS-CoV-2.

If a participant presents with a COVID-19 qualifying symptom(s) on Days 1-3, the nasal swab collected on Day 1 will be tested locally for SARS-CoV-2 (see Section 8.6.1.1). If positive, the participant will be instructed to initiate illness visits. If negative, the participant will continue with scheduled assessments per their assigned study (ie, main study [[Table 2](#)] or substudy [[Table 3](#)]).

Participants who present with a COVID-19 qualifying symptom(s) after Day 3 will be instructed to initiate illness visits and be tested for SARS-CoV-2.

COVID-19 Qualifying Symptoms

Participant must present with at least one of the following symptoms	
Duration	Symptom
No minimum duration	Fever
	Shortness of breath
	Difficulty breathing
Must be present for ≥ 2 days	Chills
	Cough
	Fatigue
	Muscle aches
	Body aches
	Headache
	New loss of taste
	New loss of smell
	Sore throat
	Congestion
	Runny nose
	Nausea
	Vomiting
Diarrhea	

Adapted from (CDC 2020).

8.1.2 Illness Visits

Symptomatic participants (as defined in Section 8.1.1) will be instructed to visit the study site for initiation of illness assessments (Table 4); where supported, home or mobile visits may be substituted for the site visits. Symptomatic participants will complete the Day 1 illness visit and will be instructed to continue with the home collection requirements (eg, digital health device and Illness e-Diary recordings, and saliva samples). SARS-CoV-2 RT-PCR results will be available during the home collection period and participants will be informed of their status. The results of the COVID-19 RT-PCR testing should also be reported to the participants' primary care providers. Only participants who test positive will be instructed to continue with the illness visits, including home collection of saliva samples and digital health device and Illness e-Diary recordings. Participants who test negative for SARS-CoV-2 will be instructed to stop all illness visit assessments and return the digital health device. Participants

will continue with follow-up visits per their assigned study (ie, main study [Table 2] or substudy [Table 3]).

8.1.2.1 SARS-CoV-2 Testing and Other Virology Assessments

At the Day 1 illness visit, mid-turbinate nasal swabs and nasopharyngeal swabs will be collected and tested for SARS-COV-2 by authorized RT-PCR assays (see Section 8.6.1.1).

Saliva will be collected during site illness visits and by self-collection at home throughout the illness visits to quantify duration of viral shedding. Other virology assessments are described in Section 8.6.

8.1.2.2 Digital Health Device

At the Day 1 illness visit, participants will receive a wearable, digital health device (eg, Current Health Monitoring System) and be trained on use of the biosensor. The digital health device will continuously track biophysical parameters, including but not limited to, serial measurements of skin temperature, heart rate, respiratory rate, blood oxygen saturation, and physical activity.

Data will be obtained from the biosensor and transmitted via a wireless hub from the participant to the vendor platform. The vendor platform will be monitored remotely 24 hours a day by a team which includes registered nurses. The monitoring team will receive technical alerts if there are data or device issues, and physiologic alerts if participants' vital signs meet prespecified criteria. The physiologic alerts are intended to provide an early indication of worsening health status that would allow the monitoring team and investigator to provide appropriate follow-up. All alerts will be triaged and followed up by the monitoring team according to agreed-upon monitoring protocols. A registered nurse will review the alerts requiring clinical attention and will apply clinical judgement (based on the Schmitt-Thompson COVID-19 - Diagnosed or Suspected After Hours Telephone Triage Protocols) (Schmitt-Thompson 2020) to determine which alerts can be addressed directly with the participant via telephone, and which alerts should be escalated to the on-call clinician at the site. If escalation is required, the nurse will contact the on-call clinician by telephone and the clinician will then be responsible for subsequent follow-up. For all technical and physiologic alerts, details regarding the nature of the alert and action taken will be documented within the Current Health Monitoring System and an informational email will be sent to the investigator within 2 hours for further follow-up if required. The data from the biosensor and remote monitoring are not intended to substitute for protocol-mandated standard safety monitoring, participant self-reporting, or participant oversight, which remains the responsibility of the investigator.

Along with the device, participants will be provided with a paper-based Quick Start Guide containing general instructions for the device as well as frequently asked questions. A reference copy of the document will be retained in the Site Master File.

Participants who test positive for SARS-CoV-2 will be instructed to continue wearing the digital health device until the COVID-19-associated symptoms resolve or until the Day 28 illness visit. Participants who test negative and stop the illness visits will be instructed to return the digital health device.

8.1.2.3 Illness e-Diary

An Illness e-Diary will be used to collect self-reported information about COVID-19-associated symptoms (listed below per CDC ([CDC 2020](#))). At the Day 1 illness visit, participants (or, if applicable, their caregiver, surrogate, or legally authorized representative) will be given access to the Illness e-Diary and trained by study staff on how to record the information and assess the severity of the symptoms.

Participants who test positive for SARS-CoV-2 will be instructed to continue recording in the Illness e-Diary until symptoms resolve or until the Day 28 illness visit. Participants who test negative will be instructed to stop Illness e-Diary recording.

Study sites will monitor the health status of participants via Illness e-Diary responses after the Day 1 illness visit, and will call participants as needed based on these responses.

COVID-19 Symptoms

- Fever
- Shortness of breath
- Difficulty breathing
- Chills
- Cough
- Fatigue
- Muscle aches
- Body aches
- Headache
- New loss of taste
- New loss of smell
- Sore throat
- Congestion
- Runny nose
- Nausea
- Vomiting
- Diarrhea

8.1.3 Severe COVID-19

The severity of COVID-19 will be evaluated in participants who test positive for SARS-CoV-2 by RT-PCR. A diagnosis of severe or critical COVID-19 will include laboratory-confirmed COVID-19 (SARS-CoV-2 RT-PCR-positive symptomatic illness) plus any of the following:

- Clinical signs at rest indicative of severe systemic illness (respiratory rate ≥ 30 breaths per minute, heart rate ≥ 125 beats per minute, oxygen saturation $\leq 93\%$ on room air at sea level, or partial pressure of oxygen to fraction of inspired oxygen ratio < 300 mm Hg)
- Respiratory failure (defined as needing high-flow oxygen, noninvasive ventilation, mechanical ventilation or extracorporeal membrane oxygenation)
- Evidence of shock (systolic blood pressure < 90 mm Hg, diastolic blood pressure < 60 mm Hg, or requiring vasopressors)
- Significant acute renal, hepatic, or neurologic dysfunction
- Admission to an intensive care unit
- Death

8.1.4 Medical Notes Review

With the participant's consent, the study team will request access to medical notes or submit a data collection form for completion by attending clinical staff on any medically-attended COVID-19 episodes. Any data relevant for assessment of the efficacy endpoints or vaccine-associated enhanced respiratory disease (see Section 8.3.9) will be collected. These are likely to include, but not limited to, information on intensive care unit admissions, clinical parameters such as oxygen saturation, respiratory rates and vital signs, need for oxygen therapy, need for ventilatory support, imaging, blood tests results, and overall outcome (survival or death).

8.1.5 Monitoring for Asymptomatic Infection

Blood samples will be collected according to the SoA (Section 1.3) for SARS-CoV-2 serology testing to monitor participants for asymptomatic infection. See description of assessment in Section 8.5.2.1.

8.2 Safety Assessments

Planned time points for all safety assessments are provided in the SoA (Section 1.3).

8.2.1 Physical Examinations

A complete physical examination will be performed at screening followed by targeted physical examinations as specified in the SoA (Section 1.3).

- A complete physical examination will include, but not be limited to, assessment of height, weight, general appearance, head, ears, eyes, nose, throat, neck, skin, as well as cardiovascular, respiratory, abdominal, and nervous systems. Each clinically significant abnormal finding at screening will be recorded in the medical history.
- A targeted physical examination will include areas suggested by the medical history. Each clinically significant abnormal finding following vaccination will be recorded as an AE.
- All physical examinations will be performed by a licensed healthcare provider (eg, physician, physician assistant, or licensed nurse practitioner).

8.2.2 Vital Signs

Vital signs, including heart rate, pulse oximetry, blood pressure, and body temperature, will be performed as specified in the SoA (Section 1.3). The participant should be resting prior to the collection of vital signs.

Data collected through the digital health device on heart rate, respiratory rate, temperature, and oxygen saturation level will be recorded as exploratory efficacy measurements and should not be reported as AEs unless resulting in an MAAE or SAE.

Situations in which vital sign results should be reported as AEs are described in Section 8.3.5.

8.2.3 Clinical Laboratory Assessments

A Laboratory Manual will be provided to the sites that specifies the procedures for collection, processing, storage, and shipment of samples, as well as laboratory contact information, specific to this clinical study.

For women participants of childbearing potential, a urine sample for pregnancy testing will be collected according to the SoA (Section 1.3). Urine pregnancy tests for β -hCG may be performed at the site using a licensed test (dipstick). If urine tests positive or indeterminate, a quantitative serum β -hCG will be performed for confirmation.

Additional safety samples may be collected if clinically indicated at the discretion of the investigator

8.3 Adverse Events and Serious Adverse Events

The principal investigator is responsible for ensuring that all staff involved in the study are familiar with the content of this section.

The definitions of an AE or SAE can be found in [Appendix B](#).

All AEs are considered to be unsolicited AEs (collected by ‘open question’ at study visits) unless categorized as solicited AEs recorded in the substudy only.

Solicited AEs are local or systemic predefined events for assessment of reactogenicity. Solicited AEs will be collected in a Solicited AE e-Diary only for participants in the substudy (see Section [8.3.7](#)), and will be assessed separately from the (unsolicited) AEs collected during the study.

General information for AEs in this protocol excludes solicited AEs.

AEs will be reported by the participant (or, when appropriate, by a caregiver, surrogate, or the participant's legally authorized representative).

The investigator and any designees are responsible for detecting, documenting, and recording events that meet the definition of an AE.

8.3.1 Time Period and Frequency for Collecting AE and SAE Information

AEs will be recorded for 28 days post each dose of study intervention.

Solicited AEs will be recorded only for participants in the substudy for 7 days post each dose of study intervention.

SAEs will be recorded from the time of signature of the informed consent form through the last participant contact.

MAAEs and AESIs will be recorded from Day 1, post treatment, through the last participant contact.

See the SoA (Section [1.3](#)) for the scheduled timepoints.

If the investigator becomes aware of an SAE with a suspected causal relationship to the study intervention that occurs after the end of the clinical study in a participant treated by him or her, the investigator shall, without undue delay, report the SAE to the Sponsor.

8.3.2 Follow-up of AEs and SAEs

Any AEs that are unresolved at the participant's last AE assessment in the study are followed up by the investigator for as long as medically indicated, but without further recording in the

eCRF. The Sponsor retains the right to request additional information for any participant with ongoing AE(s)/SAE(s) at the end of the study, if judged necessary.

AE variables

The following variables will be collected for each AE:

- AE (verbatim)
- Date when the AE started and stopped
- Severity grade/maximum severity grade/changes in severity grade
- Whether the AE is serious or not
- Investigator causality rating against the study intervention (yes or no)
- Action taken with regard to study intervention
- AE caused participant's withdrawal from study (yes or no)
- Outcome

In addition, the following variables will be collected for SAEs:

- Date AE met criteria for SAE
- Date investigator became aware of SAE
- AE is serious due to
- Date of hospitalization
- Date of discharge
- Probable cause of death
- Date of death
- Autopsy performed
- Causality assessment in relation to study procedure(s)
- Causality assessment to other medication

The grading scales from US FDA guidance for healthy volunteers enrolled in a preventive vaccine clinical study ([FDA 2007](#)) will be utilized for all unsolicited events with an assigned severity grading.

8.3.3 Causality Collection

The investigator should assess causal relationship between study intervention and each AE, and answer 'yes' or 'no' to the question 'Do you consider that there is a reasonable possibility that the event may have been caused by the investigational product?'

For SAEs, causal relationship should also be assessed for other medication and study procedures. Note that for SAEs that could be associated with any study procedure the causal relationship is implied as 'yes.'

A guide to the interpretation of the causality question is found in [Appendix B](#).

8.3.4 Adverse Events Based on Signs and Symptoms

All AEs spontaneously reported by the participant or reported in response to the open question from the study site staff: 'Have you had any health problems since the previous visit/you were last asked?', or revealed by observation will be collected and recorded in the eCRF. When collecting AEs, the recording of diagnoses is preferred (when possible) to recording a list of signs and symptoms. However, if a diagnosis is known and there are other signs or symptoms that are not generally part of the diagnosis, the diagnosis and each sign or symptom will be recorded separately.

8.3.5 Adverse Events Based on Examinations and Tests

The results from the Clinical Study Protocol-mandated vital signs will be summarized in the CSR.

Deterioration as compared to baseline in protocol-mandated vital signs should therefore only be reported as AEs if they fulfil any of the SAE or MAAE criteria or are considered to be clinically relevant as judged by the investigator (which may include but not limited to consideration as to whether treatment or non-planned visits were required).

If deterioration in a vital sign is associated with clinical signs and symptoms, the sign or symptom will be reported as an SAE or MAAE, and the associated vital sign will be considered as additional information.

8.3.6 Hy's Law

Cases where a participant shows elevations in liver biochemistry may require further evaluation. Any occurrences of AST or ALT $\geq 3 \times$ ULN together with total bilirubin $\geq 2 \times$ ULN *and* confirmed as a Hy's Law case should be reported as an SAE.

Hy's Law

AST or ALT $\geq 3 \times$ ULN together with TBL $\geq 2 \times$ ULN, where no other reason, other than the study intervention, can be found to explain the combination of increases, eg, elevated ALP indicating cholestasis, viral hepatitis, another drug. The elevation in transaminases must precede or be coincident with (ie, on the same day) the elevation in TBL, but there is no specified timeframe within which the elevations in transaminases and TBL must occur.

8.3.7 Solicited Adverse Events (Only for Substudy)

Local and systemic predefined solicited AEs for reactogenicity assessment (Table 8) will be collected in a Solicited AE e-Diary for 7 days following administration of each dose of study intervention only from participants in the substudy.

Solicited AEs should not be reported as unsolicited AEs (see Section 8.3). However, solicited AEs should be reported as SAEs or MAAEs if they fulfil the criteria (see Sections 8.3 and 8.3.8, respectively).

Table 8 List of Predefined Solicited Adverse Events for Reactogenicity Assessment

Local	Systemic
Pain at the site of injection	Fever (> 100 °F [> 37.8 °C]) ^a
Erythema/redness at the site of injection ^b	Chills
Tenderness	Muscle pains
Induration/swelling at the site of the injection ^b	Fatigue
	Headache
	Malaise
	Nausea
	Vomiting

^a Fever measured by any route. Investigators who consider a temperature lower than this cutoff as a fever or a ‘fever’ reported by participants without documentation by a thermometer should record the event as ‘elevated body temperature.’

^b Swelling and redness must be ≥ 0.25 inches (≥ 0.6 centimeters) in diameter.

Solicited AE e-Diary

On Day 1, participants in the substudy (or, if applicable, their caregiver, surrogate, or legally authorized representative) will be given an oral thermometer, tape measure, and access to the Solicited AE e-Diary, with instructions on use, along with the emergency 24-hour telephone number to contact the on-call study physician if needed.

Participants will be instructed to record for 7 days following administration of each dose of study intervention, the timing and severity of local and systemic solicited AEs, if applicable, and whether medication was taken to relieve the symptoms.

Severity Assessment of Solicited AEs

Severity will be assessed for solicited AEs by the participant (or, if applicable, their caregiver, surrogate, or legally authorized representative) according to toxicity grading scales modified and abridged from the US FDA guidance (FDA 2007) as defined in Appendix E. Because

solicited AEs are expected to occur after vaccination, they will not be assessed for relationship to study intervention.

8.3.8 Medically Attended Adverse Events

MAAEs will be collected according to the timepoints specified in the SoA (Section 1.3).

MAAEs are defined as AEs leading to medically-attended visits that were not routine visits for physical examination or vaccination, such as an emergency room visit, or an otherwise unscheduled visit to or from medical personnel (medical doctor) for any reason. AEs, including abnormal vital signs, identified on a routine study visit or during the scheduled illness visits will not be considered MAAEs.

8.3.9 Adverse Events of Special Interest

AESIs will be collected according to the timepoints specified in the SoA (Section 1.3).

AESIs are events of scientific and medical interest specific to the further understanding of study intervention safety profile and require close monitoring and rapid communication by the investigators to the Sponsor. An AESI can be serious or non-serious. All AESIs will be recorded in the eCRF. Serious AESIs will be recorded and reported as per Section 8.3.10.

AESIs for AZD1222 are listed below. They are based on Brighton Collaboration case definitions (SPEAC 2020), as described in Appendix F. See also the AZD1222 IB, Section 5.5, for additional information on AESIs.

Brighton Collaboration AESIs

AESIs relevant to vaccination in general include:

- Neurologic
 - Generalized convulsion
 - Guillain-Barre syndrome
 - Acute disseminated encephalomyelitis
- Immunologic
 - Vasculitides
 - Anaphylaxis
 - Vaccine-associated enhanced respiratory disease
- Hematologic
 - Thrombocytopenia

8.3.10 Reporting of Serious Adverse Events

All SAEs have to be reported, whether or not considered causally related to the study intervention, or to the study procedure(s). All SAEs will be recorded in the eCRF.

If any SAE occurs in the course of the study, investigators or other site personnel will inform the appropriate Sponsor representatives within one day ie, immediately but **no later than 24 hours** of when he or she becomes aware of it.

The designated Sponsor representative will work with the investigator to ensure that all the necessary information is provided to the AstraZeneca Patient Safety data entry site **within one calendar day** of initial receipt for fatal and life-threatening events **and within 5 calendar days** of initial receipt for all other SAEs.

For fatal or life-threatening AEs where important or relevant information is missing, active follow-up will be undertaken immediately. Investigators or other site personnel will inform Sponsor representatives of any follow-up information on a previously reported SAE within one calendar day, ie, immediately but no later than 24 hours of when he or she becomes aware of it.

Once the investigators or other site personnel indicate an AE is serious in the EDC system, an automated email alert is sent to the designated Sponsor representative.

If the EDC system is not available, then the investigator or other study site staff reports an SAE to the appropriate Sponsor representative by telephone or other method.

The Sponsor representative will advise the investigator/study site staff how to proceed.

For further guidance on the definition of an SAE, see [Appendix B](#).

The reference document for definition of expectedness is the AZD1222 IB, Section 5.6.

8.3.11 Pregnancy

All pregnancies and outcomes of pregnancy with conception dates following administration of study intervention should be reported to the Sponsor, except if the pregnancy is discovered before the participant has received any study intervention.

8.3.11.1 Maternal Exposure

Female participants who are pregnant or have a confirmed positive pregnancy test at screening or Day 1 will be excluded from the study (see Section 5.2). Pregnancy itself is not regarded as an AE unless there is a suspicion that the study intervention may have interfered with the effectiveness of a contraceptive medication. Congenital abnormalities/birth defects and spontaneous miscarriages should be reported and handled as SAEs. Elective abortions without

complications should not be handled as AEs. The outcome of all pregnancies (spontaneous miscarriage, elective termination, ectopic pregnancy, normal birth or congenital abnormality) should be followed up and documented even if the participant was discontinued from the study.

If any pregnancy occurs in the course of the study, then the investigator or other site personnel informs the appropriate Sponsor representatives within **1 day**, ie, immediately but **no later than 24 hours** of when he or she becomes aware of it.

The designated Sponsor representative works with the investigator to ensure that all relevant information is provided to the AstraZeneca Patient Safety data entry site **within 1 or 5 calendar days** for SAEs (see Section 8.3.10) and **within 30 days** for all other pregnancies that are not associated with an SAEs.

The same timelines apply when outcome information is available.

The PREGREP module in the eCRF is used to report the pregnancy and the paper-based PREGOUT module may be used to report the outcome of the pregnancy.

8.3.12 Medication Error

If a medication error occurs, then the investigator or other site personnel informs the appropriate Sponsor representatives within **1 day**, ie, immediately but **no later than 24 hours** of when he or she becomes aware of it.

The designated Sponsor representative works with the investigator to ensure that all relevant information is completed within **1** (Initial Fatal/Life-Threatening or follow up Fatal/Life-Threatening) **or 5** (other serious initial and follow up) **calendar days** if there is an SAE associated with the medication error (see Section 8.3.10) and **within 30 days** for all other medication errors.

The definition of a Medication Error can be found in [Appendix B 4](#).

8.3.13 Medical Device Deficiencies

Any deficiency observed with the digital health device (third-party medical device) will be collected and reported to the manufacturer by the investigators or other site personnel within one day ie, immediately but no later than 24 hours of when he or she becomes aware of it.

A medical device deficiency is an inadequacy of a medical device with respect to its identity, quality, durability, reliability, safety, or performance. Medical device deficiencies include malfunctions, use errors, and information supplied by the manufacturer.

The manufacturer's medical device complaint report will be used to collect the deficiency.

8.4 Overdose

For this study, any dose of study intervention exceeding that specified in the protocol will be considered an overdose.

There is no specific treatment for an overdose with AZD1222. If overdose occurs, the participant should be treated supportively with appropriate monitoring as necessary.

- An overdose with associated AEs is recorded as the AE diagnosis/symptoms on the relevant AE modules in the eCRF and on the Overdose eCRF module
- An overdose without associated symptoms is only reported on the Overdose eCRF module

If an overdose occurs in the course of the study, the investigator or other site personnel inform appropriate Sponsor representatives immediately, but **no later than 24 hours** after when he or she becomes aware of it.

The designated Sponsor representative works with the investigator to ensure that all relevant information is provided to the AstraZeneca Patient Safety data entry site **within one or 5 calendar days** for overdoses associated with an SAE (see Section 8.3.10) and **within 30 days** for all other overdoses.

8.5 Human Biological Samples

Instructions for the collection and handling of biological samples will be provided in the study-specific laboratory manual. Samples should be stored in a secure storage space with adequate measures to protect confidentiality. Further details on Handling of Human Biological Samples are provided in [Appendix C](#).

Samples will be stored for a maximum of 15 years from the date of the issue of the CSR in line with consent and local requirements, after which they will be destroyed/repatriated.

Remaining biological sample aliquots will be retained at the Sponsor or its designee for a maximum of 15 years following issue of the CSR. Additional use excludes genetic analysis unless participant has consented to the Optional Genomics Initiative, Section 8.7 and includes but is not limited to, analysis of COVID-19 and other coronavirus-related diseases or vaccine-related responses, eg, exploratory immunology, such as systems serology and profiling of B- and T-cell repertoire. The results from further analysis will not be reported in the CSR.

8.5.1 Pharmacokinetics

Pharmacokinetic parameters are not evaluated in this study.

8.5.2 Immunogenicity Assessments

Serum samples for immunogenicity assessments will be collected according to the SoA (Section 1.3). Samples will be collected, labelled, stored, and shipped as detailed in the Laboratory Manual. Results for exploratory immunogenicity analyses may be reported separately from the CSR.

8.5.2.1 SARS-CoV-2 Serology Assessments

Serum samples will be collected to assess SARS-CoV-2 antigen-specific antibody levels from all participants according to the SoA (Section 1.3). Authorized laboratories will assess serologic responses to AZD1222 by the rate of participants seroconverting from negative to positive as defined by a validated immunoassay directed at the SARS-CoV-2 S antigen. The rate of asymptomatic SARS-CoV-2 infection in participants receiving AZD1222 vs placebo will be determined by seroconversion in a SARS-CoV-2 Nucleocapsid assay operated by an authorized laboratory. Serologic assessment to S, RBD, and Nucleocapsid antigens will also be assessed quantitatively using a validated multiplexed MSD immunoassay.

8.5.2.2 SARS-CoV-2 Neutralizing Antibody Assessments

Serum samples to measure SARS-CoV-2 neutralizing antibody levels will be collected from participants in the substudy according to the timepoints specified in the SoA (Section 1.3). Authorized laboratories will measure neutralizing antibodies to SARS-CoV-2 using validated wild-type neutralization assay or pseudo-neutralization assays.

8.5.2.3 Assessment of Mucosal Responses

Nasal samples to evaluate SARS-CoV-2 antigen-specific antibody responses in nasal secretions will be collected from participants in the substudy and during illness visits according to the SoA (Section 1.3). Nasal adsorption specimens will be collected by synthetic absorptive matrix sampling as outlined in the laboratory manual. Antibody responses to SARS-CoV-2 S, RBD, and Nucleocapsid antigens may be assessed in a qualified multiplexed MSD immunoassay and stratified by antibody isotype (IgA, IgG, IgM).

8.5.2.4 Assessment of Cell-mediated Immune Responses

Cell-mediated immune responses (ie, B-cell and T-cell responses) will be assessed by characterizing PBMCs using methods that may include T-cell ELISpot assays to SARS-CoV-2 antigens, flow cytometry after intracellular cytokine staining, single-cell RNA sequencing, B-cell and T-cell receptor sequencing, and other methodology as determined by the Sponsor and/or authorized laboratories. Data on Th1/Th2 polarization after AZD1222 vaccination will be provided and may be reported separately from the CSR. Samples will be collected from approximately 300 participants in the substudy and from up to approximately the first 3 000 participants during the Day 1 illness visit, as well as participants who have a positive SARS-CoV-2 RT-PCR result at timepoints specified in the SoA (Section 1.3).

Additionally, plasma will be isolated from the whole blood samples collected to isolate PBMCs, which may be utilized for exploratory immunogenicity and biomarker analyses as outlined in Section 8.6.2.

8.5.2.5 Additional Serum Immunogenicity

Additional serum samples for exploratory immunogenicity evaluation will be obtained according to the SoA (Section 1.3). Serologic assessment to seasonal coronavirus antigens will also be assessed quantitatively using a qualified multiplexed MSD immunoassay, while anti-vector immune responses (ie ChAdOx1 neutralizing antibody responses) will characterize the induction of antibodies to the ChAdOx1 vector and the persistence of these antibodies over time. Exploratory sera samples may be utilized to investigate additional humoral and cellular immune responses as well as potential correlates of protection as determined by the Sponsor and/or authorized laboratories based upon emerging safety, efficacy, and immunogenicity data.

8.5.3 Pharmacodynamics

Pharmacodynamics are not evaluated in this study.

8.6 Human Biological Sample Biomarkers

8.6.1 Collection of Mandatory Samples for Biomarker Analysis

By consenting to participate in the study, the participant consents to participate in the mandatory research components of the study.

Samples for biomarker research are required and will be collected from participants during illness visits as specified in the SoA (Section 1.3). Mid-turbinate nasal and nasopharyngeal swabs will be collected at site illness visits for virologic assessments. Saliva samples will be collected at site illness visits and by the participants during the home-collection period. These biomarker measurements will support our understanding of potential correlates of protection, duration of immune responses, and correlations between immunogenicity and reactogenicity. Details for sample collection, processing, and testing will be provided in the Laboratory Manual.

Any results from such analyses may be reported separately from the CSR.

8.6.1.1 Virologic Assessments

Instructions for obtaining and processing mid-turbinate nasal swabs and nasopharyngeal swab samples are provided in the Laboratory Manual. Mid-turbinate nasal and nasopharyngeal swabs will be assessed by authorized RT-PCR assays for the detection of SARS-CoV-2 by local and central laboratories, respectively. Genotypic analysis of the viral S protein will be performed by next generation sequencing modalities. Additionally, a validated multiplexed

respiratory panel may be utilized to assess for the presence of other respiratory pathogens in nasopharyngeal swabs in a central laboratory operated on behalf of the Sponsor.

8.6.1.2 Assessment of Viral Shedding

Viral shedding will be assessed in saliva samples collected using a Spectrum DNA (SDNA-1000) collection kit at site illness visits or self-collected at home, by an authorized RT-PCR assay for the measurement of SARS-CoV-2. Collection of saliva sample for viral shedding is optional in Chile and Peru and may occur after a feasibility assessment has been completed.

8.6.2 Other Study-related Biomarker Research

Already collected samples may be analyzed for different biomarkers thought to play a role in COVID-19 severity or outcomes including, but not limited to serum, plasma or mucosal cytokines, quantification of RNA, micro-RNA, and/or non-coding RNA using quantitative RT-PCR, microarray, sequencing, or other technology in blood, PBMCs, or mucosal specimens to evaluate their association with observed clinical responses to AZD1222. Other study-related biomarker research excludes genetic analysis unless participant has consented to the Optional Genomics Initiative, Section 8.7.

For storage, re-use, and destruction of biomarker samples see Section 8.5.

8.7 Optional Genomics Initiative Sample

Collection of optional samples for Genomics Initiative research is also part of this study as specified in the SoA (Section 1.3) and is subject to agreement in the Optional Genetic Research Information ICF.

Blood sample for DNA isolation will be collected from participants who have consented to participate in the genetic analysis component of the study. Participation is optional. Participants who do not wish to participate in the genetic research may still participate in the study.

See [Appendix D](#) for information regarding the Genomics Initiative genetic sample. Details on processes for collection and shipment and destruction of these samples can be found either in the appendices or in the Laboratory Manual.

For storage and destruction of genetic samples see [Appendix D](#).

8.8 Medical Resource Utilization and Health Economics

Medical resource utilization and health economics are not applicable in this study.

9 STATISTICAL CONSIDERATIONS

9.1 Statistical Hypotheses

The primary efficacy endpoint is a binary response, whereby a participant is defined as a COVID-19 case if their first case of SARS-CoV-2 RT-PCR-positive symptomatic illness occurs ≥ 15 days post second dose of study intervention. Otherwise, a participant is not defined as a COVID-19 case. VE will be calculated as 1-relative risk, which is the incidence of infection in the vaccine group relative to the incidence of infection in the control group. The null hypothesis is: VE is equal to 30%. Whereas, the alternative hypothesis is: VE is not equal to 30%. That is:

- Null hypothesis: $VE = 30\%$
- Alternative hypothesis: $VE \neq 30\%$

The primary efficacy endpoint will be formally assessed at 2 time points during the study, giving an interim analysis and a primary analysis. A Lan-DeMets alpha-spending function has been used to control the overall type I error at 5% with 0.31% alpha at the interim and 4.9% at the primary analysis. At the interim analysis, the VE will be presented with a 2-sided 99.69% CI, and statistical significance will be achieved if the 2-sided 99.69% CI is $> 30\%$. The success criterion for the interim analysis will be statistical significance with an observed VE point estimate of at least 50%. At the primary analysis VE will be presented with a 2-sided 95.10% CI, and statistical significance will be achieved if the 2-sided 95.10% CI is $> 30\%$. The success criterion for the primary analysis of the study will be statistical significance with an observed VE point estimate of at least 50%.

9.2 Sample Size Determination

Approximately 33 000 participants will be screened such that approximately 30 000 participants will be randomized in a 2:1 ratio to receive 2 IM doses of either 5×10^{10} vp (nominal, $\pm 1.5 \times 10^{10}$ vp) AZD1222 (the active group, $n =$ approximately 20 000) or saline placebo (the control group, $n =$ approximately 10 000) 4 weeks apart.

Note: 'Enrolled' means a participant's, or their legally acceptable representative's, agreement to participate in a clinical study following completion of the informed consent process. Potential participants who are screened for the purpose of determining eligibility for the study, but are not randomly assigned/assigned in the study, are considered 'screen failures,' unless otherwise specified by the protocol.

The sample size calculations are based on the primary efficacy endpoint and were derived following a modified Poisson regression approach (Zou 2004). The calculations account for an interim and primary analysis, and the timing of these analyses will be driven by the number of events observed in the study. The interim analysis will be carried out when approximately

50% of the total amount of statistical information is available. A Lan-DeMets alpha-spending function has been used to account for multiplicity, where the Type I error at the interim and primary analyses is with 0.31% alpha at the interim analysis and 4.9% at the primary analysis such that the overall Type I error is controlled at 5%. The calculations assume minimal loss to follow-up as it is anticipated that participants will remain engaged in the study. All participants will be followed for the entire duration of the study.

For the primary efficacy analysis, approximately 150 events meeting the primary efficacy endpoint definition are required across the active and control groups within the population of participants who are not seropositive at baseline to detect a VE of 60% with > 90% power. These calculations assume an observed attack rate of approximately 0.8% and are based on a 2-sided test, where the lower bound of the 2-sided 95.10% CI for VE is required to be greater than 30% with an observed point estimate of at least 50%.

An interim efficacy analysis will be conducted when approximately 75 events meeting the primary efficacy endpoint definition have been reported across the active and control groups within the population of participants who are not seropositive at baseline, which will give > 70% power to detect a VE of 70% and > 90% power to detect a VE of 75%. These calculations assume an observed attack rate of approximately 0.4% and are based on a 2-sided test, where the lower bound of the 2-sided 99.69% CI for VE is required to be greater than 30% with an observed point estimate of at least 50%. A statistically significant finding at the interim analysis will not be considered a reason to stop the study, but instead will be interpreted as early assessment of efficacy.

9.3 POPULATIONS FOR ANALYSES

The following populations are defined:

Table 9 Populations for Analysis

Population	Description
All participants analysis set	All participants screened for the study, to be used for reporting disposition and screening failures.
Full analysis set	All randomized participants who received at least one dose of study intervention, irrespective of their protocol adherence and continued participation in the study. Participants will be analyzed according to their randomized treatment irrespective of whether or not they have prematurely discontinued, according to the intent-to-treat principle. Participants who withdraw consent or assent to participate in the study will be included up to the date of their study withdrawal.
Per-protocol analysis set	The per-protocol analysis set will include subjects in full analysis set who receive the correct dose of randomized treatment and who do not have a serious protocol deviation. Detailed criteria defining this analysis set will be documented in the Statistical Analysis Plan.
Safety analysis set	The safety analysis set consists of all participants who have received at least one dose of study intervention. Erroneously-treated participants (eg, those randomized to treatment A but were actually given treatment B) are accounted for in this analysis set by assigning them to the treatment they actually received. A participant who has on one or several occasions received active study intervention is classified as active.
Immunogenicity analysis set	The immunogenicity analysis population will include all participants in the safety analysis set who have no protocol deviations judged to have the potential to interfere with the generation or interpretation of an immune response. Examples of protocol violations will be documented in the Statistical Analysis Plan.

9.4 Statistical Analyses

The primary DBL will occur after approximately 150 events have been observed for the primary endpoint (see Section 9.2) within the population of participants who are not seropositive at baseline. All participants in the study will be assessed for efficacy and safety for 2 years following the first dose of study intervention (Day 730). The final DBL will occur when all participants have completed the study.

This section is a summary of the planned statistical analyses of the most important endpoints, including primary and key secondary endpoints. A more technical and detailed description of the statistical analyses will be described in the SAP, and an approved version will be finalized prior to the interim analyses (see Section 9.5).

All personnel involved in the analyses of the study will remain blinded until the primary DBL and protocol deviations are identified.

Analyses will be performed by the Sponsor or its representatives.

Categorical variables will be summarized using frequency and percentages, where the denominator for calculation is the underlying analysis set population unless otherwise stated.

Continuous variables will be summarized with descriptive statistics of number of available observations, mean, standard deviation, median, minimum and maximum, and quartiles where more appropriate.

All point estimates will be presented together with a 95% CI, unless otherwise stated.

P-values, corresponding to a 2-sided test, will be presented for comparisons between treatments. Methods for controlling multiplicity across endpoints are discussed in Section 9.4.4.

9.4.1 General Considerations

The primary efficacy analysis will be based on the double-blind, placebo-controlled phase of the study, and will compare participants randomized to receive 2 nominal doses of 5×10^{10} vp ($\pm 1.5 \times 10^{10}$ vp) AZD1222 against participants randomized to saline placebo.

The primary estimand will be used for the analysis of the primary efficacy endpoint. It will be based on participants in the full analysis set, defined as all randomized participants who received at least 1 dose of study intervention excluding those participants who are seropositive at baseline, analyzed according to their randomized treatment. For participants with multiple events, only the first occurrence will be used for the primary efficacy endpoint analysis. The set of intercurrent events for this estimand consists of participants who withdraw from the study prior to having met the primary efficacy endpoint. The intercurrent events will be handled using the treatment policy strategy and the absence of data following these participants' withdrawal will be treated as missing (ie, counted as not having met the criteria). Participants who withdraw before 15 days post second dose or who have a case prior to 15 days post second dose will be excluded from primary endpoint analysis.

Additional estimands will be specified for the primary efficacy endpoint to carry out sensitivity analyses for assessing the robustness of results. These sensitivity analyses will explore different methods for handling intercurrent events and different assumptions for missing data. Estimands will also be specified for the analysis of secondary endpoints. Full details will be provided in the SAP.

Demography and baseline characteristics will be summarized by treatment for the full analysis set. If there are major differences between the full analysis set and the safety analysis set, the summaries will be repeated and presented for the safety analysis set.

9.4.2 Efficacy

An overview of the primary and secondary efficacy objectives, endpoints, and the associated case definitions is presented in [Appendix G](#).

A blinded independent efficacy adjudication committee will review relevant data of potential cases for the COVID-19-related efficacy endpoint evaluations. More detail on this process will be provided in the SAP and the Efficacy Adjudication Committee Charter (see also [Appendix A 5](#)).

9.4.2.1 Primary Endpoint

The primary endpoint is the first case of SARS-CoV-2 RT-PCR-positive symptomatic illness occurring ≥ 15 days post second dose of study intervention. Participants will be included in the primary endpoint if they have RT-PCR-confirmed SARS-CoV-2 and meet the following criteria at any point from their initial illness visit at the site (Day 1) through their second illness visit (Day 14):

1 One or more Category A findings

OR

2 Two or more Category B findings

Category A:

- Pneumonia diagnosed by chest x-ray, or computed tomography scan
- Oxygen saturation of $\leq 94\%$ on room air or requiring either new initiation or escalation in supplemental O₂
- New or worsening dyspnea/shortness of breath

Category B:

- Fever > 100 °F (> 37.8 °C) or feverishness
- New or worsening cough
- Myalgia/muscle pain
- Fatigue that interferes with activities of daily living
- Vomiting and/or diarrhea (only one finding to be counted toward endpoint definition)
- Anosmia and/or ageusia (only one finding to be counted toward endpoint definition)

The primary efficacy endpoint will be assessed at 2 milestones during the study, giving an interim analysis (see Section 9.5) and a primary analysis. The timing of these analyses will be driven by the number of events observed in the study within the subset of participants who are not seropositive at baseline. The interim analysis will be carried out when approximately 75 events meeting the primary efficacy endpoint definition have been observed, and the primary analysis will be carried out when approximately 150 events meeting the primary efficacy endpoint definition have been observed (see Section 9.2). A final analysis will also be carried out when all participants have completed the 2-year study. However, the final analysis will not be controlled for multiplicity and statistical hypotheses will be tested at a nominal 5% significance level (based on a 2-sided test).

As the primary efficacy analysis, the plan is to use the primary estimand and a Poisson regression model with robust variance (Zou 2004) to analyze the primary efficacy endpoint, which will include age as a baseline covariate as well as the log of the follow-up time as an offset. The VE will be estimated from the model, which will give the RRR in the incidence of SARS-CoV-2 RT-PCR-positive symptomatic illness. VE is calculated as $RRR = 100 \times (1 - \text{relative risk})$, which is the incidence of infection in the vaccine group relative to the incidence of infection in the control group expressed as a percentage. For the interim analysis the VE will be presented with a 2-sided 99.69% CI, and statistical significance will be achieved if the 2-sided 99.69% CI is $> 30\%$. The success criterion for the interim analysis will be statistical significance with an observed VE point estimate of at least 50%. At the primary analysis VE will be presented with a 2-sided 95.10% CI, and statistical significance will be achieved if the 2-sided 95.10% CI is $> 30\%$. The success criterion for the primary analysis of the study will be statistical significance with an observed VE point estimate of at least 50%. The CIs are based on a Lan-DeMets alpha-spending function for 2-group sequential tests.

Model assumptions will be checked and the robustness of the primary analysis will be assessed. The Poisson regression model with robust variance has the flexibility for exploring multiple imputation approaches using, eg, the observed placebo attack rate to impute missing data. If the Poisson regression model with robust variance fails to converge, an alternative approach will be implemented. Full details will be documented in the SAP.

To support the primary analysis, a Cox proportional hazard model will be fitted to the data as well as Kaplan-Meier curves presented for the active and control groups, showing the cumulative incidence of the first case of SARS-CoV-2 RT-PCR-positive symptomatic illness occurring ≥ 15 days post second dose of study intervention. In addition, descriptive statistics for the vaccine and control groups will also be produced. Full details will be documented in the SAP.

9.4.2.2 Secondary Endpoints

The set of secondary endpoints include the following summary measures, derived from binary outcomes:

- Proportion of participants who have a post-treatment response (negative at baseline to positive post treatment with study intervention) for SARS-CoV-2 Nucleocapsid antibodies over time
- Incidence of the first case of SARS-CoV-2 RT-PCR-positive symptomatic illness occurring ≥ 15 days post second dose of study intervention using CDC criteria (see Section 8.1.1 for definition)
- Incidence of the first case of SARS-CoV-2 RT-PCR-positive symptomatic illness occurring ≥ 15 days post second dose of study intervention using University of Oxford-defined symptom criteria. Cases are defined as RT-PCR-confirmed SARS-CoV-2 and having at least one of the following symptoms
 - 1 New onset of fever (> 100 °F [> 37.8 °C]), OR
 - 2 Cough, OR
 - 3 Shortness of breath, OR
 - 4 Anosmia/ageusia
- Incidence of SARS-CoV-2 RT-PCR-positive severe or critical symptomatic COVID-19 (see Section 8.1.3 for definition)
- Incidence of COVID-19-related Emergency Department visits occurring ≥ 15 days post second dose of study intervention

The proportion of participants who have a post-treatment response (negative at baseline to positive post treatment with study intervention) to SARS-CoV-2 Nucleocapsid antibodies will be derived for the vaccine and control groups by visit, with corresponding 95% Clopper-Pearson exact CIs.

Following the same methodology outlined for the primary endpoint, each of these secondary incidence endpoints will be analysed by a separate Poisson regression model with robust variance (Zou 2004), and they will include age as a baseline covariate. RRR will be estimated from each model, with a corresponding 95% CI. A p-value, corresponding to a 2-sided test, will be presented to compare the vaccine against the control. The p-value will be nominal as secondary endpoints are not controlled for multiplicity. To support these analyses, descriptive statistics will be produced for the vaccine and control groups. Full details will be documented in the SAP.

To assess immune response, the set of secondary endpoints also includes:

- Post-treatment GMTs and GMFRs from day of dosing baseline values to 28 days post each dose in SARS-CoV-2 S, RBD antibodies (MSD serology assay)
- Proportion of participants who have a post-treatment seroresponse (≥ 4 -fold rise in titers from day of dosing baseline values to 28 days post each dose) to the S, RBD antigens of AZD1222 (MSD serology assay)
- Post-treatment GMTs and GMFRs from day of dosing baseline values to 28 days post each dose in SARS-CoV-2 neutralizing antibodies (wild-type assay or pseudo-neutralization assay)
- Proportion of participants who have a post-treatment seroresponse (≥ 4 -fold rise in titers from day of dosing baseline value to 28 days post each dose) to AZD1222 as measured by SARS-CoV-2 neutralizing antibodies (wild-type assay or pseudo-neutralization assay)

The proportion of participants who have a post-treatment seroresponse to the S and RBD antigens of AZD1222 will be derived for the vaccine and control groups, with corresponding 95% Clopper-Pearson exact CIs. Similarly, the proportion of participants who have a post-treatment seroresponse to AZD1222 as measured by SARS-CoV-2 neutralizing antibodies will be derived for the vaccine and control groups, with corresponding 95% Clopper-Pearson exact CIs.

The GMT and GMFR endpoints will be analysed on the natural log scale by separate analysis of variance (ANOVA) models, and will include treatment and age as categorical covariates. On the log scale, the models will be used to estimate a mean response for the vaccine and control groups and the difference (vaccine - control), with corresponding 95% confidence limits. These values will then be back-transformed to give geometric means for the vaccine and control groups and a ratio of geometric means (vaccine/control), with corresponding 95% confidence limits. A p-value, corresponding to a 2-sided test, will be presented to compare the vaccine against the control. The p-value will be nominal as secondary endpoints are not controlled for multiplicity.

To support these analyses, descriptive statistics will be produced for the vaccine and control groups. Full details will be documented in the SAP.

9.4.2.3 Exploratory Endpoints

Full details of the analyses for the exploratory endpoints will be specified in the SAP.

9.4.3 Safety

9.4.3.1 Primary Endpoints

Overview

The safety of AZD1222 will primarily be assessed by:

- Incidence of AEs for 28 days post each dose of study intervention
- Incidence of SAEs from Day 1 post treatment through Day 730
- Incidence of MAAE (defined in Section 8.3.8) and AESIs (defined in Section 8.3.9) from Day 1 post treatment through Day 730
- Incidence of local and systemic solicited AEs for 7 days post each dose of study intervention

AE severity will be graded according to the US FDA guidance (FDA 2007) and coded using the most recent version of the Medical Dictionary for Regulatory Activities. AEs will be presented for each treatment group by system organ class and preferred term. Summaries will include the number and percentage of participants reporting at least one event, number of events and exposure adjusted rates, where appropriate.

An overview of AEs will be presented for each treatment group, including the number and percentage of participants with any AE and SAEs. Summaries will present the relationship to study intervention as assessed by the investigator, maximum intensity, seriousness, and death.

A listing will cover details for each individual AE. Full details of all AE analyses will be provided in the SAP.

9.4.3.2 Other Safety Endpoints

Vital Signs

For SARS-CoV-2-positive participants, vital sign measurements will be performed as specified in the SoA (Section 1.3). The set of assessments will include pulse oximetry, blood pressure, and body temperature.

Details of all vital sign analyses will be provided in the SAP, which will include descriptive statistics presented for observed and change from baseline values for all vital sign parameters.

9.4.4 Methods for Multiplicity Control

The primary efficacy endpoint will be assessed at 2 time points during the study, giving an interim analysis and a primary analysis.

A Lan-DeMets alpha-spending function has been used to account for multiplicity, where the Type I error with 0.31% alpha at the interim analysis and 4.9% at the primary analysis such that the overall Type I error is controlled at 5%. Thus, the interim and primary analyses will

present estimates with 2-sided 99.69 and 95.10% CIs, respectively, and statistical significance will be achieved if the CIs are $> 30\%$. At the interim or primary analysis the success criterion for the study will be statistical significance with an observed VE point estimate of at least 50%.

Note that secondary and exploratory endpoints will not be controlled for multiplicity. Thus, nominal 2-sided p-values will be presented to compare the vaccine against the control, alongside 2-sided 95% CIs.

9.4.5 Sensitivity Analyses

Sensitivity analyses will be explored to assess the robustness of treatment effects for the primary efficacy endpoint, where different missing data mechanisms will be explored using multiple imputation approaches. Full details of the sensitivity analyses will be specified in the SAP, and documented prior to the primary DBL.

9.4.6 Subgroup Analyses

Subgroup analyses will be carried out to assess the consistency of the treatment effect across key, pre-defined, subgroups. These analyses will focus on the primary efficacy endpoint, and they may be performed on secondary and exploratory endpoints if deemed appropriate. The list of subgroups includes, but may not be limited to: gender, age, and serostatus at baseline. Full details of all subgroup analyses will be described in the SAP, including hypotheses that will be tested and the covariates and interaction terms to be included in the statistical models.

9.5 Interim Analyses

The study has been powered to include an interim efficacy analysis, based on the primary efficacy endpoint. The statistical analysis described in Section 9.4.2.1 will be carried out by the COVID-19 Vaccine DSMB when approximately 75 events have been reported across the active and control groups (ie, when approximately 50% of the total amount of statistical information is available) within the population of participants who are not seropositive at baseline. A statistically significant finding at the interim analysis (ie, 2-sided 99.69% CI is $> 30\%$) will not be considered a reason to stop the study, but instead will be interpreted as early assessment of efficacy. The SAP will describe the planned interim analyses in greater detail.

9.6 Data Safety Monitoring Committee

An independent COVID-19 Vaccine DSMB will provide oversight, to ensure safe and ethical conduct of the study. During the study, the benefit/risk assessment will be continuously monitored by the COVID-19 Vaccine DSMB to ensure that the balance remains favorable. Further details, composition, and operation of the COVID-19 Vaccine DSMB will be described in a separate COVID-19 Vaccine DSMB charter.

For details on the COVID-19 Vaccine DSMB, refer to [Appendix A 5](#).

10 SUPPORTING DOCUMENTATION AND OPERATIONAL CONSIDERATIONS

Appendix A Regulatory, Ethical, and Study Oversight Considerations

A 1 Regulatory and Ethical Considerations

- This study will be conducted in accordance with the protocol and with the following:
 - Consensus ethical principles derived from international guidelines including the Declaration of Helsinki and Council for International Organizations of Medical Sciences International Ethical Guidelines
 - Applicable ICH GCP Guidelines
 - Applicable laws and regulations
- The protocol, protocol amendments, ICF, IB, and other relevant documents (eg, advertisements) must be submitted to an IRB/IEC by the investigator and reviewed and approved by the IRB/IEC before the study is initiated.
- Any amendments to the protocol will require IRB/IEC and applicable Regulatory Authority approval before implementation of changes made to the study design, except for changes necessary to eliminate an immediate hazard to study participants.
- The Sponsor will be responsible for obtaining the required authorizations to conduct the study from the concerned Regulatory Authority. This responsibility may be delegated to a CRO but the accountability remains with the Sponsor.
- The investigator will be responsible for providing oversight of the conduct of the study at the site and adherence to requirements of 21 CFR, ICH guidelines, the IRB/IEC, European Regulation 536/2014 for clinical studies (if applicable), European Medical Device Regulation 2017/745 for clinical device research (if applicable), and all Food and Drug Administration (FDA) Regulations, as applicable and all other applicable local regulations

Regulatory Reporting Requirements for SAEs

- Prompt notification by the investigator to the Sponsor of an SAE is essential so that legal obligations and ethical responsibilities towards the safety of participants and the safety of a study intervention under clinical investigation are met.
- The Sponsor has a legal responsibility to notify both the local regulatory authority and other regulatory agencies about the safety of a study intervention under clinical investigation. The Sponsor will comply with country-specific regulatory requirements relating to safety reporting to the regulatory authority, IRBs/IECs, and investigators.
- For all studies except those utilizing medical devices, investigator safety reports must be prepared for suspected unexpected serious adverse reactions (SUSAR) according to local regulatory requirements and Sponsor policy and forwarded to investigators as necessary.
 - European Medical Device Regulation 2017/745 for clinical device research (if applicable), and all other applicable local regulations
- An investigator who receives an investigator safety report describing an SAE or other specific safety information (eg, summary or listing of SAEs) from the Sponsor will

review and then file it along with the Investigator's Brochure and will notify the IRB/IEC, if appropriate according to local requirements.

A 2 Financial Disclosure

Investigators and sub-investigators will provide the Sponsor with sufficient, accurate financial information as requested to allow the Sponsor to submit complete and accurate financial certification or disclosure statements to the appropriate regulatory authorities. Investigators are responsible for providing information on financial interests during the course of the study and for 1 year after completion of the study.

A 3 Informed Consent Process

The investigator or his/her representative will explain the nature of the study to the participant or his/her legally authorized representative and answer all questions regarding the study.

- Participants must be informed that their participation is voluntary and they are free to refuse to participate and may withdraw their consent at any time and for any reason during the study. Participants or their legally authorized representative will be required to sign a statement of informed consent that meets the requirements of 21 CFR 50, local regulations, ICH guidelines, Health Insurance Portability and Accountability Act requirements, where applicable, and the IRB/IEC or study center.
- The study medical record must include a statement that written informed consent was obtained before the participant was enrolled in the study and the date the written consent was obtained. The authorized person obtaining the informed consent must also sign the ICF.
- Participants must be re-consented to the most current version of the ICF(s) during their participation in the study if required by the IRB.
- A copy of the ICF(s) must be provided to the participant or the participant's legally authorized representative.

Participants who are rescreened are required to sign a new ICF.

The ICF will contain a separate section that addresses and documents the collection and use of any mandatory and/or optional human biological samples. The investigator or authorized designee will explain to each participant the objectives of the analysis to be done on the samples and any potential future use. Participants will be told that they are free to refuse to participate in any optional samples or the future use and may withdraw their consent at any time and for any reason during the retention period.

A 4 Data Protection

- Participants will be assigned a unique identifier by the Sponsor. Any participant records or datasets that are transferred to the Sponsor will contain the identifier only; participant

names or any information which would make the participant identifiable will not be transferred.

- The participant must be informed that his/her personal study-related data will be used by the Sponsor in accordance with local data protection law. The level of disclosure and use of their data must also be explained to the participant in the informed consent.
- The participant must be informed that his/her medical records may be examined by Clinical Quality Assurance auditors or other authorized personnel appointed by the Sponsor, by appropriate IRB/IEC members, and by inspectors from regulatory authorities.

A 5 Committee Structure

The safety of all Sponsor clinical studies is closely monitored on an ongoing basis by Sponsor representatives in consultation with Patient Safety. Issues identified will be addressed; for instance, this could involve amendments to the Clinical Study Protocol and letters to investigators.

A PSRT comprised of Sponsor, COVID-19 Prevention Network, Biomedical Advanced Research and Development Authority, and NIAID medical officers will be convened to oversee the safety of participants during the study. Further details, composition, and operation of the PSRT will be described in a separate COVID-19 Prevention Network PSRT Charter.

A COVID-19 Vaccine DSMB organized by the National Institutes of Health, National Institute for Allergy and Infectious Diseases, comprised of independent experts will be convened to provide oversight, to ensure safe and ethical conduct of the study. The COVID-19 Vaccine DSMB will facilitate the interim analysis for safety and efficacy and have the responsibility of evaluating cumulative safety and other clinical study data at regular intervals and making appropriate recommendations based on the available data. During the study, the benefit/risk assessment will be continuously monitored by the COVID-19 Vaccine DSMB to ensure that the balance remains favorable. For example, events of potential vaccine-associated enhanced respiratory disease will be evaluated by periodic reviews of COVID-19 cases by the DSMB. Specifically, the study will be paused for DSMB review if a statistically significantly higher risk ratio (> 1), at the 1-sided 5% significance level, is seen for cases of severe COVID-19 in the vaccine arm compared to the placebo arm. This assessment for a potentially increased risk ratio will begin after 8 cases of severe COVID-19 have accrued in the study. Based on the output of the review, the study could be paused for further evaluation of the potential signal. Full details of the COVID-19 Vaccine DSMB composition and operations can be found in the COVID-19 Vaccine DSMB Charter.

A blinded independent efficacy adjudication committee will review relevant data of potential cases for the COVID-19-related efficacy endpoint evaluations. More detail on this process will be provided in the SAP and the Efficacy Adjudication Committee Charter.

A 6 Dissemination of Clinical Study Data

A description of this clinical study will be available on <http://astrazenecagrouptrials.pharmacm.com> and <http://www.clinicaltrials.gov> as will the summary of the study results when they are available. The clinical study and/or summary of study results may also be available on other websites according to the regulations of the countries in which the study is conducted.

A 7 Data Quality Assurance

- All participant data relating to the study will be recorded on eCRF unless transmitted to the Sponsor or designee electronically (eg, laboratory data). The investigator is responsible for verifying that data entries are accurate and correct by electronically signing the eCRF.
- The investigator must maintain accurate documentation (source data) that supports the information entered in the eCRF.
- The investigator must permit study-related monitoring, audits, IRB/IEC review, and regulatory agency inspections and provide direct access to source data documents.
- Monitoring details describing strategy (eg, risk-based initiatives in operations and quality such as Risk Management and Mitigation Strategies and Analytical Risk-Based Monitoring), methods, responsibilities and requirements, including handling of noncompliance issues and monitoring techniques (central, remote, or on-site monitoring) are provided in the relevant study plans.
- The Sponsor or designee is responsible for the data management of this study including quality checking of the data.
- The Sponsor assumes accountability for actions delegated to other individuals (eg, Contract Research Organizations).
- Study monitors will perform ongoing source data verification to confirm that data entered into the eCRF by authorized site personnel are accurate, complete, and verifiable from source documents; that the safety and rights of participants are being protected; and that the study is being conducted in accordance with the currently approved protocol and any other study agreements, ICH GCP, and all applicable regulatory requirements.
- Records and documents, including signed ICFs, pertaining to the conduct of this study must be retained by the investigator for 15 years after study completion unless local regulations or institutional policies require a longer retention period. No records may be destroyed during the retention period without the written approval of the Sponsor. No records may be transferred to another location or party without written notification to the sponsor.

A 8 Source Documents

- Source documents provide evidence for the existence of the participant and substantiate the integrity of the data collected. Source documents are filed at the investigator's site.

- Data entered in the eCRF that are transcribed from source documents must be consistent with the source documents or the discrepancies must be explained. The investigator may need to request previous medical records or transfer records, depending on the study. Also, current medical records must be available.

A 9 Study and Site Start and Closure

The first act of recruitment is the first participant screened and will be the study start date.

The Sponsor designee reserves the right to close the study site or terminate the study at any time for any reason at the sole discretion of the Sponsor. Study sites will be closed upon study completion. A study site is considered closed when all required documents and study supplies have been collected and a study-site closure visit has been performed.

The investigator may initiate study-site closure at any time, provided there is reasonable cause and sufficient notice is given in advance of the intended termination.

Reasons for the early closure of a study site by the Sponsor or investigator may include but are not limited to:

- Failure of the investigator to comply with the protocol, the requirements of the IRB/IEC or local health authorities, the Sponsor's procedures, or GCP guidelines
- Inadequate recruitment of participants by the investigator
- Discontinuation of further study intervention development

If the study is prematurely terminated or suspended, the Sponsor shall promptly inform the investigators, the IECs/IRBs, the regulatory authorities, and any contract research organization(s) used in the study of the reason for termination or suspension, as specified by the applicable regulatory requirements. The investigator shall promptly inform the participant and should assure appropriate participant therapy and/or follow-up.

Participants from terminated sites may have the opportunity to be transferred to another site to continue the study.

A 10 Publication Policy

- The results of this study may be published or presented at scientific meetings. If this is foreseen, the investigator agrees to submit all manuscripts or abstracts to the Sponsor before submission. This allows the Sponsor to protect proprietary information and to provide comments.
- The Sponsor will comply with the requirements for publication of study results. In accordance with standard editorial and ethical practice, the Sponsor will generally support

publication of multicenter studies only in their entirety and not as individual site data. In this case, a coordinating investigator will be designated by mutual agreement.

- Authorship will be determined by mutual agreement and in line with International Committee of Medical Journal Editors authorship requirements.

Appendix B Adverse Events: Definitions and Procedures for Recording, Evaluating, Follow-up, and Reporting

B 1 Definition of Adverse Events

An AE is the development of any untoward medical occurrence in a patient or clinical study participant administered a medicinal product and which does not necessarily have a causal relationship with this treatment. An AE can therefore be any unfavorable and unintended sign (eg, an abnormal laboratory finding), symptom (for example nausea, chest pain), or disease temporally associated with the use of a medicinal product, whether or not considered related to the medicinal product.

The term AE is used to include both SAEs and non-SAEs and can include a deterioration of a pre-existing medical occurrence. An AE may occur at any time, including run-in or washout periods, even if no study intervention has been administered.

B 2 Definition of Serious Adverse Events

An SAE is an AE occurring during any study phase (ie, run-in, treatment, washout, follow-up), that fulfils one or more of the following criteria:

- Results in death
- Is immediately life-threatening
- Requires in-participant hospitalization or prolongation of existing hospitalization
- Results in persistent or significant disability or incapacity
- Is a congenital abnormality or birth defect
- Is an important medical event that may jeopardize the participant or may require medical treatment to prevent one of the outcomes listed above.

AEs for **malignant tumors** reported during a study should generally be assessed as **SAEs**. If no other seriousness criteria apply, the 'Important Medical Event' criterion should be used. In certain situations, however, medical judgement on an individual event basis should be applied to clarify that the malignant tumor event should be assessed and reported as a **non-SAE**. For example, if the tumor is included as medical history and progression occurs during the study, but the progression does not change treatment and/or prognosis of the malignant tumor, the AE may not fulfil the attributes for being assessed as serious, although reporting of the progression of the malignant tumor as an AE is valid and should occur. Also, some types of malignant tumors, which do not spread remotely after a routine treatment that does not require hospitalization, may be assessed as non-serious; examples in adults include Stage 1 basal cell carcinoma and Stage 1A1 cervical cancer removed via cone biopsy.

Life Threatening

‘Life-threatening’ means that the participant was at immediate risk of death from the AE as it occurred or it is suspected that use or continued use of the study intervention would result in the participant’s death. ‘Life-threatening’ does not mean that had an AE occurred in a more severe form it might have caused death (eg, hepatitis that resolved without hepatic failure).

Hospitalization

Outpatient treatment in an emergency room is not in itself an SAE, although the reasons for it may be (eg, bronchospasm, laryngeal oedema). Hospital admissions and/or surgical operations planned before or during a study are not considered AEs if the illness or disease existed before the participant was enrolled in the study, provided that it did not deteriorate in an unexpected way during the study.

Important Medical Event or Medical Treatment

Medical and scientific judgement should be exercised in deciding whether a case is serious in situations where important medical events may not be immediately life threatening or result in death, hospitalization, disability, or incapacity but may jeopardize the participant or may require medical treatment to prevent one or more outcomes listed in the definition of serious. These should usually be considered as serious.

Simply stopping the suspect drug does not mean that it is an important medical event; medical judgement must be used.

Examples of important medical events include such events as listed below:

- Angioedema not severe enough to require intubation but requiring iv hydrocortisone treatment
- Hepatotoxicity caused by acetaminophen overdose requiring treatment with N-acetylcysteine
- Intensive treatment in an emergency room or at home for allergic bronchospasm
- Blood dyscrasias (eg, neutropenia or anaemia requiring blood transfusion, etc.) or convulsions that do not result in hospitalisation
- Development of drug dependency or drug abuse

Intensity Rating Scale

The grading scales found in the US FDA guidance for healthy volunteers enrolled in a preventive vaccine clinical study ([FDA 2007](#)) will be utilized for all events with an assigned severity grading.

It is important to distinguish between serious and severe AEs. Severity is a measure of intensity whereas seriousness is defined by the criteria in [Appendix B 2](#). An AE of severe

intensity need not necessarily be considered serious. For example, nausea that persists for several hours may be considered severe nausea, but not an SAE unless it meets the criteria shown in [Appendix B 2](#). On the other hand, a stroke that results in only a limited degree of disability may be considered a mild stroke but would be an SAE when it satisfies the criteria shown in [Appendix B 2](#).

B 3 A Guide to Interpreting the Causality Question

When making an assessment of causality consider the following factors when deciding if there is a ‘reasonable possibility’ that an AE may have been caused by the IMP.

- Time Course. Exposure to suspect drug. Has the participant actually received the suspect drug? Did the AE occur in a reasonable temporal relationship to the administration of the suspect IMP?
- Consistency with known IMP profile. Was the AE consistent with the previous knowledge of the suspect IMP (pharmacology and toxicology) or drugs of the same pharmacological class? Or could the AE be anticipated from its pharmacological properties?
- De-challenge experience. Did the AE resolve or improve on stopping or reducing the dose of the suspect IMP?
- No alternative cause. The AE cannot be reasonably explained by another aetiology such as the underlying disease, other drugs, other host or environmental factors.
- Re-challenge experience. Did the AE reoccur if the suspected IMP was reintroduced after having been stopped? AstraZeneca would not normally recommend or support a re-challenge.
- Laboratory tests. A specific laboratory investigation (if performed) has confirmed the relationship.

In difficult cases, other factors could be considered such as:

- Is this a recognized feature of overdose of the IMP?
- Is there a known mechanism?

Causality of ‘related’ is made if following a review of the relevant data, there is evidence for a ‘reasonable possibility’ of a causal relationship for the individual case. The expression ‘reasonable possibility’ of a causal relationship is meant to convey, in general, that there are facts (evidence) or arguments to suggest a causal relationship.

The causality assessment is performed based on the available data including enough information to make an informed judgment. With no available facts or arguments to suggest a causal relationship, the event(s) will be assessed as ‘not related’.

Causal relationship in cases where the disease under study has deteriorated due to lack of effect should be classified as no reasonable possibility.

B 4 Medication Error

For the purposes of this clinical study a medication error is an unintended failure or mistake in the treatment process for an AstraZeneca study intervention that either causes harm to the participant or has the potential to cause harm to the participant.

A medication error is not lack of efficacy of the IMP, but rather a human or process related failure while the IMP is in control of the study site staff or participant.

Medication error includes situations where an error.

- Occurred
- Was identified and intercepted before the participant received the IMP
- Did not occur, but circumstances were recognised that could have led to an error

Examples of events to be reported in clinical studies as medication errors:

- IMP name confusion
- Dispensing error eg, medication prepared incorrectly, even if it was not actually given to the participant
- IMP not administered as indicated, for example, wrong route or wrong site of administration
- IMP not taken as indicated eg, tablet dissolved in water when it should be taken as a solid tablet
- IMP not stored as instructed eg, kept in the fridge when it should be at room temperature
- Wrong participant received the medication (excluding IRT errors)
- Wrong IMP administered to participant (excluding IRT errors)

Examples of events that **do not** require reporting as medication errors in clinical studies:

- Errors related to or resulting from IRT - including those which lead to one of the above listed events that would otherwise have been a medication error
- Participant accidentally missed IMP dose(s) eg, forgot to take medication
- Accidental overdose (will be captured as an overdose)
- Errors related to background and rescue medication, or standard of care medication in open label studies, even if an AstraZeneca product

Medication errors are not regarded as AEs but AEs may occur as a consequence of the medication error.

Appendix C Handling of Human Biological Samples

C 1 Chain of Custody

A full chain of custody is maintained for all samples throughout their lifecycle.

The investigator at each study site keeps full traceability of collected biological samples from the participants while in storage at the study site until shipment or disposal (where appropriate) and records relevant processing information related to the samples whilst at site.

The sample receiver keeps full traceability of the samples while in storage and during use until used or disposed of or until further shipment and keeps record of receipt of arrival and onward shipment or disposal.

The Sponsor or delegated representatives will keep oversight of the entire life cycle through internal procedures, monitoring of study sites, auditing or process checks, and contractual requirements of external laboratory providers

Samples retained for further use will be stored in the AstraZeneca-assigned biobanks or other sample archive facilities and will be tracked by the appropriate AstraZeneca Team during for the remainder of the sample life cycle.

C 2 Withdrawal of Informed Consent for Donated Biological Samples

The Sponsor ensures that biological samples are destroyed at the end of a specified period as described in the informed consent.

If a participant withdraws consent to the use of donated biological samples, the samples will be disposed of/destroyed/repatriated, and the action documented. If samples are already analyzed, the Sponsor is not obliged to destroy the results of this research.

Following withdrawal of consent for biological samples, further study participation should be considered in relation to the withdrawal processes.

The investigator:

- Ensures participant's withdrawal of informed consent to the use of donated samples is highlighted immediately to the Sponsor or delegate.
- Ensures that relevant human biological samples from that participant, if stored at the study site, are immediately identified, disposed of as appropriate, and the action documented.
- Ensures that the participant and the Sponsor are informed about the sample disposal.

The Sponsor ensures the organization(s) holding the samples is/are informed about the withdrawn consent immediately and that samples are disposed of or repatriated as appropriate, and the action is documented and study site is notified.

C 3 International Airline Transportation Association 6.2 Guidance Document

LABELLING AND SHIPMENT OF BIOHAZARD SAMPLES

International Airline Transportation Association (IATA)

(<https://www.iata.org/whatwedo/cargo/dgr/Pages/download.aspx>) classifies infectious substances into 3 categories: Category A, Category B or Exempt

Category A Infectious Substances are infectious substances in a form that, when exposure to it occurs, is capable of causing permanent disability, life-threatening or fatal disease in otherwise healthy humans or animals.

Category A Pathogens are, eg, Ebola, Lassa fever virus. Infectious substances meeting these criteria which cause disease in humans or both in humans and animals must be assigned to UN 2814. Infectious substances which cause disease only in animals must be assigned to UN 2900.

Category B Infectious Substances are infectious Substances that do not meet the criteria for inclusion in Category A. Category B pathogens are, eg, Hepatitis A, C, D, and E viruses. They are assigned the following UN number and proper shipping name:

- UN 3373 – Biological Substance, Category B
- are to be packed in accordance with UN 3373 and IATA 650

Exempt - Substances which do not contain infectious substances or substances which are unlikely to cause disease in humans or animals are not subject to these Regulations unless they meet the criteria for inclusion in another class.

- Clinical study samples will fall into Category B or exempt under IATA regulations
- Clinical study samples will routinely be packed and transported at ambient temperature in IATA 650 compliant packaging (<https://www.iata.org/whatwedo/cargo/dgr/Documents/DGR-60-EN-PI650.pdf>).
- Biological samples transported in dry ice require additional dangerous goods specification for the dry-ice content

Appendix D Optional Genomics Initiative Sample

D 1 Use/Analysis of DNA

- AstraZeneca intends to collect and store DNA for genetic research to explore how genetic variations may affect clinical parameters, risk and prognosis of diseases, and the response to medications. This genetic research may lead to better understanding of diseases, better diagnosis of diseases or other improvements in health care and to the discovery of new diagnostics, treatments or medications. Therefore, where local regulations and IRB/IEC allow, a blood sample will be collected for DNA analysis from consenting participants.
- This optional genetic research may consist of the analysis of the structure of the participant's DNA, ie, the entire genome.
- The results of genetic analyses may be reported in a separate study summary.
- The Sponsor will store the DNA samples in a secure storage space with adequate measures to protect confidentiality.

D 2 Genetic Research Plan and Procedures

Selection of Genetic Research Population

- All participants will be asked to participate in this genetic research. Participation is voluntary and if a participant declines to participate there will be no penalty or loss of benefit. The participant will not be excluded from any aspect of the main study.

Inclusion Criteria

For inclusion in this genetic research, participants must fulfil all of the inclusion criteria described in the main body of the Clinical Study Protocol and: Provide informed consent for the Genomics Initiative sampling and analyses.

Exclusion Criteria

- Exclusion from this genetic research may be for any of the exclusion criteria specified in the main study or any of the following:
 - Previous allogeneic bone marrow transplant
 - Non-leukocyte depleted whole blood transfusion in 120 days of genetic sample collection

Withdrawal of Consent for Genetic Research

- Participants may withdraw from this genetic research at any time, independent of any decision concerning participation in other aspects of the main study. Voluntary withdrawal will not prejudice further treatment. Procedures for withdrawal are outlined in Section 7.2.

Collection of Samples for Genetic Research

- The blood sample for this genetic research will be obtained from the participants on Day 1 prior to administration of study intervention. Although DNA is stable, early sample collection is preferred to avoid introducing bias through excluding participants who may withdraw due to an AE. If for any reason the sample is not drawn on Day 1, it may be taken at any visit until the last study visit. Only one sample should be collected per participant for genetics during the study.

Coding and Storage of DNA Samples

- The processes adopted for the coding and storage of samples for genetic analysis are important to maintain participant confidentiality. Samples will be stored for a maximum of 15 years, from the date of last participant last visit, after which they will be destroyed. DNA is a finite resource that is used up during analyses. Samples will be stored and used until no further analyses are possible or the maximum storage time has been reached.
- An additional second code will be assigned to the sample either before or at the time of DNA extraction replacing the information on the sample tube. Thereafter, the sample will be identifiable only by the second, unique number. This number is used to identify the sample and corresponding data at the AstraZeneca genetics laboratories, or at the designated organization. No personal details identifying the individual will be available to any person (AstraZeneca employee or designated organizations working with the DNA).
- The link between the participant enrollment/randomization code and the second number will be maintained and stored in a secure environment, with restricted access at AstraZeneca or designated organizations. The link will be used to identify the relevant DNA samples for analysis, facilitate correlation of genotypic results with clinical data, allow regulatory audit, and permit tracing of samples for destruction in the case of withdrawal of consent.

Ethical and Regulatory Requirements

The principles for ethical and regulatory requirements for the study, including this genetics research component, are outlined in [Appendix A](#).

Informed Consent

- The genetic component of this study is optional and the participant may participate in other components of the main study without participating in this genetic component. To participate in the genetic component of the study the participant must sign and date both the consent form for the main study and the addendum for the Genomics Initiative component of the study. Copies of both signed and dated consent forms must be given to the participant and the original filed at the study center. The principal investigator(s) is responsible for ensuring that consent is given freely and that the participant understands that they may freely withdrawal from the genetic aspect of the study at any time.

Participant Data Protection

- AstraZeneca will not provide individual genotype results to participants, any insurance company, any employer, their family members, their physician unless required to do so by law.
- Extra precautions are taken to preserve confidentiality and prevent genetic data being linked to the identity of the participant. In exceptional circumstances, however, certain individuals might see both the genetic data and the personal identifiers of a participant. For example, in the case of a medical emergency, an AstraZeneca Physician or an investigator might know a participant's identity and also have access to his or her genetic data. Regulatory authorities may require access to the relevant files, though the participant's medical information and the genetic files would remain physically separate.

Data Management

- Any genetic data generated in this study will be stored at a secure system at AstraZeneca and/or designated organizations to analyse the samples.
- AstraZeneca and its designated organizations may share summary results (such as genetic differences from groups of individuals with a disease) from this genetic research with other researchers, such as hospitals, academic organizations or health insurance companies. This can be done by placing the results in scientific databases, where they can be combined with the results of similar studies to learn even more about health and disease. The researchers can only use this information for health-related research purposes. Researchers may see summary results but they will not be able to see individual participant data or any personal identifiers.
- Some or all of the clinical datasets from the main study may be merged with the genetic data in a suitable secure environment separate from the clinical database.

Appendix E Toxicity Grading Scales for Solicited Adverse Events

The toxicity grading scales for the solicited AEs were modified and abridged from the US FDA Guidance on Toxicity Grading Scale for Healthy Adult and Adolescent Volunteers Enrolled in Preventive Vaccine Clinical Trials ([FDA 2007](#)).

- [Table 10](#): Clinical Abnormalities, Local Reactions to Injectable Product
- [Table 11](#): Clinical Abnormalities, Vital Signs
- [Table 12](#): Clinical Abnormalities, Systemic (General or Illness)

Table 10 Tables for Clinical Abnormalities: Local Reactions to Injectable Product

Local Reaction to Injectable Product	Reaction Grade			
	Mild (Grade 1)	Moderate (Grade 2)	Severe (Grade 3)	Life Threatening (Grade 4)
Pain	Does not interfere with activity	Repeated use of non-narcotic pain reliever > 24 hours or interferes with activity	Any use of narcotic pain reliever or prevents daily activity	ER visit or hospitalization
Tenderness	Mild discomfort to touch	Discomfort with movement	Significant discomfort at rest	ER visit or hospitalization
Erythema/redness ^{a, b}	1-2 inches (2.5–5 cm)	> 2-4 inches (5.1–10 cm)	> 4 inches (> 10 cm)	Necrosis or exfoliative dermatitis
Induration/swelling ^{a, b}	1-2 inches (2.5–5 cm)	>2-4 inches (5.1–10 cm)	> 4 inches (> 10 cm)	Necrosis

^a In addition to grading the measured local reaction at the greatest single diameter, the measurement should be recorded as a continuous variable. Reactions < 0.25 inches (< 0.6 centimeters) in diameter will not be recorded.

^b Grade 4 erythema or induration is determined by study site with participant input rather than being recorded directly in Solicited AE e-Diary.

ER = emergency room.

Table 11 Tables for Clinical Abnormalities: Vital Signs

Vital Sign ^a	Vital Signs Grade			
	Mild (Grade 1)	Moderate (Grade 2)	Severe (Grade 3)	Potentially Life Threatening (Grade 4)
Fever (°C) ^b (°F) ^b	37.9-38.4 100.1-101.1	38.5-38.9 101.2-102.0	39.0-40 102.1-104	> 40 > 104
Tachycardia (beats/minute)	101-115	116- 130	> 130	ER visit or hospitalization for arrhythmia
Bradycardia (beats/minute) ^c	50-54	45-49	< 45	ER visit or hospitalization for arrhythmia
Hypertension; systolic (mm Hg)	141-150	151-155	> 155	ER visit or hospitalization for malignant hypertension
Hypertension; diastolic (mm Hg)	91-95	96-100	> 100	ER visit or hospitalization for malignant hypertension
Hypotension; systolic (mm Hg)	85-89	80-84	< 80	ER visit or hospitalization for hypotensive shock
Respiratory rate (breaths/minute)	17-20	21-25	> 25	Intubation

Note: Record vital signs as adverse events only if clinically relevant and changed from baseline.

^a Participant should be at rest for vital signs measurements

^b No recent hot or cold beverages or smoking

^c Use clinical judgment when characterizing bradycardia among some healthy participant populations, for example, conditioned athletes

ER = emergency room; Hg = mercury.

Table 12 Tables for Clinical Abnormalities: Systemic (General or Illness)

Systemic (General)	Systemic Grade			
	Mild (Grade 1)	Moderate (Grade 2)	Severe (Grade 3)	Potentially Life Threatening (Grade 4)
Nausea/vomiting	No interference with activity or 1-2 episodes/24 hrs	Some interference with activity or > 2 episodes/24 hrs	Prevents daily activity, required outpatient IV hydration	ER visit or hospitalization for hypotensive shock
Chills	No interference with activity	Some interference with activity	Significant; prevents daily activity	ER visit or hospitalization
Headache	No interference with activity	Repeated use of non-narcotic pain reliever > 24 hrs or some interference with activity	Significant; any use of narcotic pain reliever or prevents daily activity	ER visit or hospitalization
Fatigue	No interference with activity	Some interference with activity	Significant; prevents daily activity	ER visit or hospitalization
Myalgia	No interference with activity	Some interference with activity	Significant; prevents daily activity	ER visit or hospitalization
Systemic Illness				
Illness or clinical adverse event (as defined according to applicable regulations)	No interference with activity	Some interference with activity not requiring intervention	Prevents daily activity and required medical intervention	ER visit or hospitalization

ER = emergency room; hrs = hours; IV = intravenous.

Appendix F Adverse Events of Special Interest

AESIs Based on Brighton Collaboration Case Definitions (SPEAC 2020)

Generalized Convulsion

Generalized convulsion is considered an AESI due to the association with immunization encompassing several different vaccines.

Guillain-Barré Syndrome and Other Immune-mediated Reactions

As with many vaccines, temporary ascending paralysis (Guillain-Barré syndrome) or immune-mediated reactions that can lead to organ damage may occur, but this should be extremely rare. Guillain-Barré syndrome is often preceded by an infection. This could be a bacterial or viral infection (gastrointestinal, upper respiratory infections including influenza). The exact mechanism that triggers Guillain-Barré syndrome is unknown, but it is thought to be triggered by antigenic stimulation resulting in demyelination and damage to the peripheral nerves. This is a condition in which people can develop severe weakness and can be fatal. Weakness or tingling in the legs or arms and upper body are characteristic symptoms of Guillain-Barré syndrome. Severe cases of Guillain-Barré syndrome cause paralysis and are life-threatening.

Other immune-mediated reactions considered AESIs include acute disseminated encephalomyelitis and vasculitides, which are a theoretical concerns based on immunopathogenesis.

Hypersensitivity Including Anaphylaxis/Anaphylactic Reactions

Serious allergic reactions including anaphylaxis may occur, as with any vaccine. The incidence of this is unknown, but in general is estimated at one per 10^5 to 10^6 vaccinations. These acute reactions may be severe and result in death. Acute allergic reactions may include cardio-respiratory, skin-subcutaneous, and gastrointestinal signs and symptoms, such as chest pain, hypotension, dyspnea, bronchospasm, respiratory failure, urticaria, pruritus, angioedema, nausea, vomiting, diarrhea, and collapse.

Vaccine-associated Enhanced Respiratory Disease

Disease enhancement following vaccination as judged by the investigator will be monitored. Detailed clinical parameters will be collected from medical records and aligned with agreed definitions as they emerge. These are likely to include, but are not limited to, oxygen saturation, need for oxygen therapy, respiratory rate, need for ventilatory support, imaging, blood test results, and other clinically relevant assessments. Events of potential

vaccine-associated enhanced respiratory disease will be evaluated by regular reviews of COVID-19 cases.

Thrombocytopenia

Thrombocytopenia is considered an AESI due to the association with immunization encompassing several different vaccines.

Thrombocytopenia is a disorder in which there is an abnormally low platelet count; a normal platelet count ranges from 150 000 to 450 000 platelets per μL . General symptoms of thrombocytopenia include bleeding in the mouth and gums, bruising, nosebleeds, and petechiae (pinpoint red spots/rash). Severe bleeding is the major complication, which may occur in the brain or gastrointestinal tract.

Appendix G Overview of Primary and Secondary Efficacy Objectives, Endpoints, and Associated Case Definitions

Table 13 Overview of Primary and Secondary Efficacy Objectives, Endpoints, and Associated Case Definitions

Objective		Endpoint	Case Definition
Primary	To estimate the efficacy of 2 IM doses of AZD1222 compared to placebo for the prevention of COVID-19 in adults \geq 18 years of age	A binary response, whereby a participant is defined as a COVID-19 case if their first case of SARS-CoV-2 RT-PCR-positive symptomatic illness occurs \geq 15 days post second dose of study intervention. Otherwise, a participant is not defined as a COVID-19 case.	Participant must have RT-PCR-confirmed SARS-CoV-2 and meet the following criteria at any point from their initial illness visit at the site (Day 1) through their second illness visit (Day 14): 1 One or more Category A findings OR 2 Two or more Category B findings <i>Category A:</i> <ul style="list-style-type: none"> Pneumonia diagnosed by chest x-ray, or computed tomography scan Oxygen saturation of \leq 94% on room air or requiring either new initiation or escalation in supplemental O₂ New or worsening dyspnea/shortness of breath <i>Category B:</i> <ul style="list-style-type: none"> Fever $>$ 100 °F ($>$ 37.8 °C) or feverishness New or worsening cough Myalgia/muscle pain Fatigue that interferes with activities of daily living Vomiting and/or diarrhea (only one finding to be counted toward endpoint definition) Anosmia and/or ageusia (only one finding to be counted toward endpoint definition)
Secondary	To estimate the efficacy of 2 IM doses of AZD1222 compared to placebo for the prevention of SARS-CoV-2 infection	Proportion of participants who have a post-treatment response (negative at baseline to positive post treatment with study intervention) for SARS-CoV-2 Nucleocapsid antibodies over time	Participants who have a post-treatment response (negative at baseline to positive post treatment with study intervention) for SARS-CoV-2 Nucleocapsid antibodies over time

Table 13 Overview of Primary and Secondary Efficacy Objectives, Endpoints, and Associated Case Definitions

Objective		Endpoint	Case Definition
Secondary	To estimate the efficacy of 2 IM doses of AZD1222 compared to placebo for the prevention of symptomatic COVID-19 using CDC criteria	The incidence of the first case of SARS-CoV-2 RT-PCR-positive symptomatic illness occurring ≥ 15 days post second dose of study intervention using CDC criteria	The first case of SARS-CoV-2 RT-PCR-positive symptomatic illness for a participant occurring ≥ 15 days post second dose of study intervention using criteria from the CDC ((CDC 2020): <i>No minimum duration:</i> Fever Shortness of breath Difficulty breathing <i>Present for ≥ 2 days:</i> Chills Cough Fatigue Muscle aches Body aches Headache New loss of taste New loss of smell Sore throat Congestion Runny nose Nausea Vomiting Diarrhea

Table 13 Overview of Primary and Secondary Efficacy Objectives, Endpoints, and Associated Case Definitions

	Objective	Endpoint	Case Definition
Secondary	To estimate the efficacy of 2 IM doses of AZD1222 compared to placebo for the prevention of University of Oxford-defined symptomatic COVID-19	The incidence of the first case of SARS-CoV-2 RT-PCR-positive symptomatic illness occurring ≥ 15 days post second dose of study intervention using University of Oxford-defined symptom criteria	<p>First case of SARS-CoV-2 RT-PCR-positive symptomatic illness for a participant occurring ≥ 15 days post second dose of study intervention using University of Oxford-defined symptom criteria. Cases are defined as RT-PCR-confirmed SARS-CoV-2 and having at least one of the following symptoms:</p> <ol style="list-style-type: none"> 1 New onset of fever (> 100 °F [> 37.8 °C]), OR 2 Cough, OR 3 Shortness of breath, OR 4 Anosmia/ageusia
	To estimate the efficacy of 2 IM doses of AZD1222 compared to placebo for the prevention of severe or critical symptomatic COVID-19	The incidence of SARS-CoV-2 RT-PCR-positive severe or critical symptomatic illness occurring ≥ 15 days post second dose of study intervention	<p>Participant must have laboratory-confirmed COVID-19 (SARS-CoV-2 RT-PCR-positive symptomatic illness) plus any of the following:</p> <ul style="list-style-type: none"> • Clinical signs at rest indicative of severe systemic illness (respiratory rate ≥ 30 breaths per minute, heart rate ≥ 125 beats per minute, oxygen saturation $\leq 93\%$ on room air at sea level, or partial pressure of oxygen to fraction of inspired oxygen ratio < 300 mm Hg) • Respiratory failure (defined as needing high-flow oxygen, noninvasive ventilation, mechanical ventilation or extracorporeal membrane oxygenation) • Evidence of shock (systolic blood pressure < 90 mm Hg, diastolic blood pressure < 60 mm Hg, or requiring vasopressors) • Significant acute renal, hepatic, or neurologic dysfunction • Admission to an intensive care unit • Death

Table 13 Overview of Primary and Secondary Efficacy Objectives, Endpoints, and Associated Case Definitions

	Objective	Endpoint	Case Definition
Secondary	To estimate the efficacy of 2 IM doses of AZD1222 compared to placebo for the prevention of COVID-19-related Emergency Department visits	The incidence of COVID-19-related Emergency Department visits occurring \geq 15 days post second dose of study intervention	COVID-19-related Emergency Department visits occurring \geq 15 days post second dose of study intervention
	To assess antibody responses to AZD1222 S antigen following 2 IM doses of AZD1222 or placebo (Substudy and Illness Visits only)	a) Post-treatment GMTs and GMFRs from day of dosing baseline value to 28 days post each dose in SARS-CoV-2 S, RBD antibodies (MSD serology assay)	a) Post-treatment GMTs and GMFRs from day of dosing baseline value to 28 days post each dose in SARS-CoV-2 S, RBD antibodies (MSD serology assay)
		b) The proportion of participants who have a post-treatment seroresponse (\geq 4-fold rise in titers from day of dosing baseline value to 28 days post each dose) to the S, RBD antigens of AZD1222 (MSD serology assay)	b) Post-treatment seroresponse (\geq 4-fold rise in titers from day of dosing baseline value to 28 days post each dose) to the S, RBD antigens of AZD1222 (MSD serology assay)

Table 13 Overview of Primary and Secondary Efficacy Objectives, Endpoints, and Associated Case Definitions

Objective		Endpoint	Case Definition
Secondary	To determine anti-SARS-CoV-2 neutralizing antibody levels in serum following 2 IM doses of AZD1222 or placebo (Substudy and Illness Visits only)	a) Post-treatment GMTs and GMFRs from day of dosing baseline value to 28 days post each dose in SARS-CoV-2 neutralizing antibodies (wild-type assay or pseudo-neutralization assay)	a) Post-treatment GMTs and GMFRs from day of dosing baseline value to 28 days post each dose in SARS-CoV-2 neutralizing antibodies (wild-type assay or pseudo-neutralization assay)
		b) Proportion of participants who have a post-treatment seroresponse (\geq 4-fold rise in titers from day of dosing baseline value to 28 days post each dose) to AZD1222 as measured by SARS-CoV-2 neutralizing antibodies (wild-type assay or pseudo-neutralization assay)	b) Post-treatment seroresponse (\geq 4-fold rise in titers from day of dosing baseline value to 28 days post each dose) to AZD1222 as measured by SARS-CoV-2 neutralizing antibodies (wild-type assay or pseudo-neutralization assay)

CDC = Centers for Disease Control and Prevention; COVID-19 = coronavirus disease 2019; GMFR = geometric mean fold rise; GMT = geometric mean titer; IM = intramuscular; MSD = Meso Scale Discovery; S =Spike; RBD = receptor binding domain; RT-PCR = reverse transcriptase polymerase chain reaction; SARS-CoV-2 = severe acute respiratory syndrome-coronavirus-2.

Appendix H Abbreviations

Abbreviation or special term	Explanation
ACE2	angiotensin-converting enzyme 2
AE	adverse event
AESI	adverse event of special interest
ALT	alanine aminotransferase
AST	aspartate aminotransferase
β-hCG	beta-human chorionic gonadotropin
CDC	Centers for Disease Control and Prevention
ChAdOx1 MERS	chimpanzee adenovirus Ox1 with MERS Spike antigen
ChAdOx1 nCoV-19	name of AZD1222 when initially developed by the University of Oxford
CI	confidence interval
CoV	coronavirus
COVID-19	coronavirus disease 2019
CRO	contract research organization
CSR	clinical study report
DBL	database lock
DSMB	Data Safety Monitoring Board
E	envelope
eCRF	electronic case report form
EDC	electronic data capture
e-Diary	electronic diary
ELISA	enzyme-linked immunosorbent assay
ELISpot	enzyme-linked immunospot
FIH	first-in-human
GCP	Good Clinical Practice
GMFR	geometric mean fold rise
GMT	geometric mean titer
IB	Investigator's Brochure
ICF	informed consent form
ICH	International Council for Harmonisation
IEC	Independent Ethics Committee
IgA	immunoglobulin A
IgG	immunoglobulin G
IgM	immunoglobulin M
IM	intramuscular

Abbreviation or special term	Explanation
IMP	investigational medicinal product
IND	Investigational New Drug
IRB	Institutional Review Board
IRT	Interactive Response Technology
IV	intravenous
M	membrane
MAAE	medically attended adverse event
MERS	Middle East respiratory syndrome
MERS-CoV	Middle East respiratory syndrome coronavirus
MSD	Meso Scale Discovery
NHP	non-human primate
PBMC	peripheral blood mononuclear cell
PSRT	Protocol Safety Review Team
RBD	receptor binding domain
RRR	relative risk reduction
RT-PCR	reverse transcriptase polymerase chain reaction
S	Spike
SAE	serious adverse event
SAP	Statistical Analysis Plan
SARS-CoV	severe acute respiratory syndrome-coronavirus
SARS-CoV-2	severe acute respiratory syndrome-coronavirus 2
SoA	Schedule of Activities
TBL	total bilirubin
tPA	tissue plasminogen activator
ULN	upper limit of normal
US FDA	United States Food and Drug Administration
USA	United States of America
VE	vaccine efficacy
vp	viral particles
WHO	World Health Organization
w/v	weight/volume

Appendix I Protocol Amendment History

The Protocol Amendment Summary of Changes [Table](#) for the current amendment is located directly before the Table of Contents.

Amendment 1 (10 August 2020)

Overall Rationale for the Amendment:

Section # and Name	Description of Change	Brief Rationale	Substantial/ Non-substantial
1.1 Synopsis	Updated Objectives and Endpoints, Overall Design, and Statistical Methods	To align with edits in main body	Non-substantial
1.2 Schema	Revised the footnote to identify the number of randomized participants in each age group to participate in the substudy	To identify by age group the 3 000 randomized participants who will participate in the substudy	Non-substantial
1.3 Schedule of Activities Table 2 Treatment and Follow-up Period - Main Study	Added assessment for recording any concomitant medication administered for the treatment of an SAE, MAAE, or AESI from Day 90 through Day 730	To support evaluation of SAEs, MAAEs, or AESIs	Non-substantial
1.3 Schedule of Activities Table 3 Treatment and Follow-up Period - Substudy	<ul style="list-style-type: none"> a) Added assessment for recording any concomitant medication administered for the treatment of an SAE, MAAE, or AESI from Day 90 through Day 730 b) Footnote d: identified that ‘at least 300’ participants in the substudy can have PBMCs collected 	<ul style="list-style-type: none"> a) To support evaluation of SAEs, MAAEs, or AESIs b) To help ensure PBMCs can be collected in participants across age groups 	Non-substantial
2.2 Background	<ul style="list-style-type: none"> a) Corrected the study number for the University of Oxford South African clinical study b) Updated preliminary clinical data from Study COV001 and Study COV002 	To align with: <ul style="list-style-type: none"> a) The study number correction made by the University of Oxford b) The updated AZD1222 IB, Edition 1.1 	Non-substantial
2.3.1 Risk Assessment	Updated common solicited AE information	To align with the updated AZD1222 IB, Edition 1.1	Non-substantial

Section # and Name	Description of Change	Brief Rationale	Substantial/ Non-substantial
3 Objectives and Endpoints	<ul style="list-style-type: none"> a) Clarified that secondary objective 6 is performed in substudy and illness visits only b) Footnote a: identified the number of randomized participants in each age group to participate in the substudy 	<ul style="list-style-type: none"> a) Humoral responses to AZD1222 are not required for main study participants b) To identify by age group the 3 000 randomized participants who will participate in the substudy 	Non-substantial
4.1 Overall Design	<ul style="list-style-type: none"> a) Clarified that enrollment will begin with participants 18 to 55 years of age, followed by older age groups after FDA review of accruing clinical data b) Identified the number of randomized participants in each age group to participate in the substudy 	<ul style="list-style-type: none"> a) To provide for review of immunogenicity data in older subjects prior to enrollment' b) To identify by age group the 3 000 randomized participants who will participate in the substudy 	Non-substantial
4.2.1 Rationale for Study Design and Participant Population	Updated the number of participants 56 to 69 and ≥ 70 years of age anticipated to have received AZD1222 at time of study initiation	To align with updated study status	Non-substantial
5.1 Inclusion Criteria	Corrected number formatting to separate Criteria 3 and 4	Inclusion criterion 4 was erroneously included under inclusion criterion 3	Non-substantial
5.2 Exclusion Criteria	<ul style="list-style-type: none"> a) Clarified Criterion 2 to include participants with any other demyelinating condition b) Clarified Criterion 6 to state ≥ 20 mg per day vs ≥ 20 mg/kg/day of prednisone 	<p>Per NIH request</p> <p>Correct typographical error</p>	Non-substantial
6.1.2 Dosing Instructions	Deleted instructions to cover the injection site with a sterile dressing	Erroneously included in original protocol	Non-substantial
6.2.1 Dose Preparation and Administration; 6.2.1.1 AZD1222 6.2.1.2 Placebo	Clarified that AZD1222 and placebo doses drawn into syringes for administration must be administered according to the beyond-use-date of the vial or IV bag	To align with the beyond-use-date of the vial or IV bag as AZD1222 and placebo do not contain preservatives	Non-substantial

Section # and Name	Description of Change	Brief Rationale	Substantial/ Non-substantial
7.2 Participant Withdrawal from the Study	Clarified that all collected samples will be destroyed if the participant withdraws consent for use of existing samples	To align with current process	Non-substantial
8.1.1 Monitoring COVID-19 Symptoms	Clarified that investigator judgement should be used when determining which participants should initiate illness visits during the 7 days following administration of each dose of study intervention	To help ensure that qualifying symptoms for illness visits are due to potential infection with SARS-CoV-2 and not to reactogenicity of the study intervention	Non-substantial
8.1.2.2 Digital Health Device	Clarified that the monitoring team will receive and triage alerts associated with participants' digital health device data rather than the investigator	To align with current process	Non-substantial
9.1 Statistical Hypotheses 9.4.2.1 Primary Endpoint 9.4.4 Methods for Multiplicity Control 9.5 Interim Analyses	Clarified the statistical significance for determining vaccine efficacy	To add greater detail to the statistical analysis approach for the primary estimand	Non-substantial
9.4 Statistical Analyses	Clarified that the SAP will be approved prior to the interim analysis vs the primary analysis	Per standard practice	Non-substantial
Appendix A 5 Committee Structure	Added criteria for pausing the study for DSMB review	To ensure safety oversight	Non-substantial
Appendix E Toxicity Grading Scales for Solicited Adverse Events			
Table 11 Clinical Abnormalities: Vital Signs	Revised the temperature range for fever	To align with definition of fever throughout the main body	Non-substantial
Table 12 Clinical Abnormalities: Systemic	Added information for assessing severity grade of chills and deleted diarrhea	To align with solicited adverse events being collected, which includes chills but not diarrhea	Non-substantial

AESI = adverse event of special interest; MAAE = medically attended adverse event; NIH = National Institutes of Health; SAE = serious adverse event; SAP = Statistical Analysis Plan.

11 REFERENCES

CDC. (Centers for Disease Control and Prevention). Coronavirus Disease 2019 (COVID-19), Symptoms of Coronavirus. <https://www.cdc.gov/coronavirus/2019-ncov/symptoms-testing/symptoms.html>. Published 2020. Accessed 01 July 2020.

FDA. (Food and Drug Administration). Guidance for Industry. Toxicity grading scale for healthy adult and adolescent volunteers enrolled in preventive vaccine clinical trials. . <https://www.fda.gov/media/73679/download>. Published 2007. Accessed 20 June 2020.

Folegatti PM, Bittaye M, Flaxman A, Lopez FR, Bellamy D, Kupke A et al. Safety and immunogenicity of a candidate Middle East respiratory syndrome coronavirus viral-vectored vaccine: a dose-escalation, open-label, non-randomised, uncontrolled, Phase 1 trial. *Lancet Infect Dis*. 2020a;20(7):816-26.

Folegatti PM, Ewer KJ, Aley PK, Angus B, Becker S, Belij-Rammerstorfer S et al. Safety and immunogenicity of the ChAdOx1 nCoV-19 vaccine against SARS-CoV-2: a preliminary report of a phase 1/2, single-blind, randomised controlled trial. *Lancet*. 2020b;S0140-6736(20):31604-4.

Li F. Structure, Function, and Evolution of Coronavirus Spike Proteins. *Annu Rev Virol*. 2016;3(1):237-61.

Lu R, Zhao X, Li J, Niu P, Yang B, Wu H et al. Genomic characterisation and epidemiology of 2019 novel coronavirus: implications for virus origins and receptor binding. *Lancet*. 2020;395(10224):565-74.

NIH. (National Institutes of Health). Guidelines for the use of antiretroviral agents in adults and adolescents with HIV. <https://aidsinfo.nih.gov/guidelines>. Published 2020. Accessed 10 August 2020.

Schmitt-Thompson. Clinical Content. COVID-19 Resources. 2020. <https://www.stcc-triage.com/covid-19-resources>. Published 2020. Accessed 01 September 2020.

SPEAC. (Safety Platform for Emergency Vaccines) D2.3 Priority list of adverse events of special interest: COVID-19. Work Package: WP2 Standards and Tools. v1.1. 05 March 2020. https://media.tghn.org/articles/COVID-19_AESIs_SPEAC_V1.1_5Mar2020.pdf. Published 2020. Accessed 14 June 2020.

van Doremalen N, Lambe T, Spencer A, Belij-Rammerstorfer S, Purushotham JN, Port JR et al. ChAdOx1 nCoV-19 vaccination prevents SARS-CoV-2 pneumonia in rhesus macaques. *bioRxiv*. 2020;2020.05.13.093195.

Waldrop G, Doherty M, Vitoria M, Ford N. Stable patients and patients with advanced disease: consensus definitions to support sustained scale up of antiretroviral therapy. *Trop Med Int Health*. 2016;21(9):1124-30.

WHO. (World Health Organization) Coronavirus disease (COVID-19) situation report-185. Published 2020. https://www.who.int/docs/default-source/coronaviruse/situation-reports/20200724-covid-19-sitrep-186.pdf?sfvrsn=4da7b586_2. Published 2020. Accessed 19 August 2020.

Zhou P, Yang X-L, Wang X-G, Hu B, Zhang L, Zhang W et al. A pneumonia outbreak associated with a new coronavirus of probable bat origin. *Nature*. 2020.

Zhu N, Zhang D, Wang W, Li X, Yang B, Song J et al. A novel coronavirus from patients with pneumonia in China, 2019. *N Engl J Med*. 2020;382(8):727-33.

Zou G. A modified poisson regression approach to prospective studies with binary data. *Am J Epidemiol*. 2004;159(7):702-6.

SIGNATURE PAGE

This is a representation of an electronic record that was signed electronically and this page is the manifestation of the electronic signature

Document Name: d8110c00001-csp-amendment-2		
Document Title:	D8110C00001 Clinical Study Protocol Amendment 2	
Document ID:	Doc ID-004315165	
Version Label:	4.0 CURRENT LATEST APPROVED	
Server Date (dd-MMM-yyyy HH:mm 'UTC'Z)	Signed by	Meaning of Signature
18-Sep-2020 10:18 UTC	PPD [REDACTED]	Author Approval
18-Sep-2020 00:56 UTC	PPD [REDACTED]	Content Approval
18-Sep-2020 05:40 UTC	PPD [REDACTED]	Content Approval

Notes: (1) Document details as stored in ANGEL, an AstraZeneca document management system.

Clinical Study Protocol	
Study Intervention	AZD1222
Study Code	D8110C00001
Version	Amendment Region 1 (CHL, PER)-1
Date	13 October 2020

TITLE PAGE

A Phase III Randomized, Double-blind, Placebo-controlled Multicenter Study in Adults to Determine the Safety, Efficacy, and Immunogenicity of AZD1222, a Non-replicating ChAdOx1 Vector Vaccine, for the Prevention of COVID-19

Sponsor Name: AstraZeneca AB

Legal Registered Address: 151 85 Södertälje, Sweden

Regulatory Agency Identifier Number(s): IND number 23522

This Clinical Study Protocol has been subject to a peer review according to AstraZeneca Standard procedures. The Clinical Study Protocol is publicly registered and the results are disclosed and/or published according to the AstraZeneca Global Policy on Bioethics and in compliance with prevailing laws and regulations.

Protocol Number: D8110C00001

Amendment Number: Region 1 (CHL, PER)-1

Study Intervention: AZD1222

Study Phase: III

Short Title: Phase III Double-blind, Placebo-controlled Study of AZD1222 for the Prevention of COVID-19 in Adults

Study Physician Name and Contact Information will be provided separately

USA Coordinating Investigators: Ann Falsey, MD
University of Rochester School of Medicine
Rochester, NY

Magda Sobieszczyk, MD
Columbia University
New York, NY

PROTOCOL AMENDMENT SUMMARY OF CHANGES TABLE

DOCUMENT HISTORY	
Document	Date
Amendment Region 1 (CHL, PER)-1	13 October 2020
Amendment 2	17 September 2020
Amendment 1	10 August 2020
Original Protocol	15 July 2020

Amendment Region 1 (CHL, PER)-1 (13 October 2020)

Overall Rationale for the Amendment:

The principal reason for this amendment was to clarify that the substudy will only be conducted in the USA. Participants in Chile and Peru will not participate in the substudy due to logistical issues. All the changes were considered non-substantial.

Section # and Name	Description of Change	Brief Rationale	Substantial/ Non-substantial
1.1 Synopsis, Objectives and Endpoints and Overall Design	Noted that the substudy will be conducted only in the USA, ie, the first participants randomized in each age group in the USA will participate in the substudy	To clarify that Chile and Peru will not participate in the substudy due to logistical issues	Non-substantial
1.2 Schema, Figure 1 Study Design			
1.3 Schedule of Activities, Table 3			
3 Objectives and Endpoints, Table 5			
4.1 Overall Design			

TABLE OF CONTENTS

TITLE PAGE.....	1
PROTOCOL AMENDMENT SUMMARY OF CHANGES TABLE.....	3
TABLE OF CONTENTS.....	5
1 PROTOCOL SUMMARY.....	9
1.1 Synopsis.....	9
1.2 Schema.....	15
1.3 Schedule of Activities.....	15
2 INTRODUCTION.....	23
2.1 Study Rationale.....	23
2.2 Background.....	23
2.3 Benefit/Risk Assessment.....	25
2.3.1 Risk Assessment.....	25
2.3.2 Benefit Assessment.....	26
2.3.3 Overall Benefit: Risk Conclusion.....	26
3 OBJECTIVES AND ENDPOINTS.....	27
4 STUDY DESIGN.....	30
4.1 Overall Design.....	30
4.2 Scientific Rationale for Study Design.....	32
4.2.1 Rationale for Study Design and Participant Population.....	32
4.2.2 Rationale for Study Endpoints.....	33
4.3 Justification for Dose.....	33
4.4 End of Study Definition.....	34
5 STUDY POPULATION.....	34
5.1 Inclusion Criteria.....	34
5.2 Exclusion Criteria.....	36
5.3 Lifestyle Considerations.....	38
5.4 Screen Failures.....	38
6 STUDY INTERVENTION.....	38
6.1 Study Interventions Administered.....	39
6.1.1 Investigational Products.....	39
6.1.2 Dosing Instructions.....	39
6.2 Preparation/Handling/Storage/Accountability.....	40
6.2.1 Dose Preparation and Administration.....	40
6.2.1.1 AZD1222.....	40
6.2.1.2 Placebo.....	41
6.3 Measures to Minimize Bias: Randomization and Blinding.....	41
6.3.1 Randomization.....	41

6.3.2	Blinding.....	41
6.3.3	Procedures for Unblinding	42
6.4	Study Intervention Compliance	42
6.5	Concomitant Therapy.....	42
6.5.1	Permitted Concomitant Medications	43
6.5.2	Prohibited Concomitant Medications	43
6.6	Dose Modification	44
6.7	Intervention After the End of the Study.....	44
7	DISCONTINUATION OF STUDY INTERVENTION AND PARTICIPANT DISCONTINUATION/WITHDRAWAL.....	44
7.1	Discontinuation of Study Intervention.....	44
7.1.1	Study Suspension or Termination.....	45
7.2	Participant Withdrawal from the Study	45
7.3	Lost to Follow-up	45
8	STUDY ASSESSMENTS AND PROCEDURES	46
8.1	Efficacy Assessments.....	46
8.1.1	Monitoring COVID-19 Symptoms	46
8.1.2	Illness Visits	47
8.1.2.1	SARS-CoV-2 Testing and Other Virology Assessments.....	48
8.1.2.2	Digital Health Device	48
8.1.2.3	Illness e-Diary	49
8.1.3	Severe COVID-19	50
8.1.4	Medical Notes Review	50
8.1.5	Monitoring for Asymptomatic Infection.....	50
8.2	Safety Assessments.....	50
8.2.1	Physical Examinations	51
8.2.2	Vital Signs.....	51
8.2.3	Clinical Laboratory Assessments	51
8.3	Adverse Events and Serious Adverse Events.....	52
8.3.1	Time Period and Frequency for Collecting AE and SAE Information.....	52
8.3.2	Follow-up of AEs and SAEs	52
8.3.3	Causality Collection.....	53
8.3.4	Adverse Events Based on Signs and Symptoms	54
8.3.5	Adverse Events Based on Examinations and Tests	54
8.3.6	Hy’s Law.....	54
8.3.7	Solicited Adverse Events (Only for Substudy)	55
8.3.8	Medically Attended Adverse Events	56
8.3.9	Adverse Events of Special Interest.....	56
8.3.10	Reporting of Serious Adverse Events.....	57
8.3.11	Pregnancy.....	57
8.3.11.1	Maternal Exposure.....	57
8.3.12	Medication Error.....	58
8.3.13	Medical Device Deficiencies.....	58

8.4	Overdose	59
8.5	Human Biological Samples	59
8.5.1	Pharmacokinetics	59
8.5.2	Immunogenicity Assessments	60
8.5.2.1	SARS-CoV-2 Serology Assessments	60
8.5.2.2	SARS-CoV-2 Neutralizing Antibody Assessments	60
8.5.2.3	Assessment of Mucosal Responses	60
8.5.2.4	Assessment of Cell-mediated Immune Responses	60
8.5.2.5	Additional Serum Immunogenicity	61
8.5.3	Pharmacodynamics	61
8.6	Human Biological Sample Biomarkers	61
8.6.1	Collection of Mandatory Samples for Biomarker Analysis	61
8.6.1.1	Virologic Assessments	61
8.6.1.2	Assessment of Viral Shedding	62
8.6.2	Other Study-related Biomarker Research	62
8.7	Optional Genomics Initiative Sample	62
8.8	Medical Resource Utilization and Health Economics	62
9	STATISTICAL CONSIDERATIONS	63
9.1	Statistical Hypotheses	63
9.2	Sample Size Determination	63
9.3	POPULATIONS FOR ANALYSES	65
9.4	Statistical Analyses	65
9.4.1	General Considerations	66
9.4.2	Efficacy	67
9.4.2.1	Primary Endpoint	67
9.4.2.2	Secondary Endpoints	69
9.4.2.3	Exploratory Endpoints	70
9.4.3	Safety	71
9.4.3.1	Primary Endpoints	71
9.4.3.2	Other Safety Endpoints	71
9.4.4	Methods for Multiplicity Control	71
9.4.5	Sensitivity Analyses	72
9.4.6	Subgroup Analyses	72
9.5	Interim Analyses	72
9.6	Data Safety Monitoring Committee	72
10	SUPPORTING DOCUMENTATION AND OPERATIONAL CONSIDERATIONS	73
11	REFERENCES	111

LIST OF FIGURES

Figure 1	Study Design	15
----------	--------------------	----

LIST OF TABLES

Table 1	Schedule of Activities: Screening Period	16
Table 2	Schedule of Activities: Treatment and Follow-up Period – Main Study (Excluding Substudy Participants)	17
Table 3	Schedule of Activities: Treatment and Follow-up Period – Substudy (USA Participants Only)	19
Table 4	Schedule of Activities: Illness Visits (Participants with Qualifying Clinical Symptoms)	21
Table 5	Objectives and Endpoints.....	27
Table 6	Highly Effective Methods of Contraception	36
Table 7	Investigational Products.....	39
Table 8	List of Predefined Solicited Adverse Events for Reactogenicity Assessment	55
Table 9	Populations for Analysis	65
Table 10	Tables for Clinical Abnormalities: Local Reactions to Injectable Product	90
Table 11	Tables for Clinical Abnormalities: Vital Signs	91
Table 12	Tables for Clinical Abnormalities: Systemic (General or Illness)	92
Table 13	Overview of Primary and Secondary Efficacy Objectives, Endpoints, and Associated Case Definitions.....	96

LIST OF APPENDICES

Appendix A	Regulatory, Ethical, and Study Oversight Considerations.....	74
Appendix B	Adverse Events: Definitions and Procedures for Recording, Evaluating, Follow-up, and Reporting	80
Appendix C	Handling of Human Biological Samples	84
Appendix D	Optional Genomics Initiative Sample.....	86
Appendix E	Toxicity Grading Scales for Solicited Adverse Events	89
Appendix F	Adverse Events of Special Interest.....	93
Appendix G	Overview of Primary and Secondary Efficacy Objectives, Endpoints, and Associated Case Definitions.....	95
Appendix H	Abbreviations	101
Appendix I	Protocol Amendment History.....	103

1 PROTOCOL SUMMARY

1.1 Synopsis

Protocol Title: A Phase III Randomized, Double-blind, Placebo-controlled Multicenter Study in Adults to Determine the Safety, Efficacy, and Immunogenicity of AZD1222, a Non-replicating ChAdOx1 Vector Vaccine, for the Prevention of COVID-19

Short Title: Phase III Double-blind, Placebo-controlled Study of AZD1222 for the Prevention of COVID-19 in Adults

Rationale: The aim of the study is to assess the safety, efficacy, and immunogenicity of AZD1222 for the prevention of COVID-19. The COVID-19 pandemic has caused major disruption to healthcare systems with significant socioeconomic impacts. Currently, there are no specific treatments available against COVID-19 and accelerated vaccine development is urgently needed. A safe and effective vaccine for COVID-19 prevention would have significant public health impact.

Objectives and Endpoints

Objective ^a	Estimand ^b Description/Endpoint
PRIMARY	
1 To estimate the efficacy of 2 IM doses of AZD1222 compared to placebo for the prevention of COVID-19 in adults ≥ 18 years of age	Population: Full analysis set, excluding participants who are seropositive at baseline.
	Endpoint: A binary response, whereby a participant is defined as a COVID-19 case if their first case of SARS-CoV-2 RT-PCR-positive symptomatic illness occurs ≥ 15 days post second dose of study intervention. Otherwise, a participant is not defined as a COVID-19 case.
	Intercurrent events: For participants who withdraw from the study prior to having met the criteria for the primary efficacy endpoint, absence of data following these participants' withdrawal will be treated as missing (ie, counted as not having met the criteria); participants who withdraw before 15 days post second dose or who have a case prior to 15 days post second dose will be excluded from primary endpoint analysis.
2 To assess the safety and tolerability of 2 IM doses of AZD1222 compared to placebo in adults ≥ 18 years of age	Summary measure: VE, calculated as 1-relative risk. (Relative risk is the incidence of infection in the vaccine group relative to the incidence of infection in the control group.)
	a) Incidence of AEs for 28 days post each dose of study intervention b) Incidence of SAEs, MAAEs, and AESIs from Day 1 post treatment through Day 730

Objective ^a	Estimand ^b Description/Endpoint
3 To assess the reactogenicity of 2 IM doses of AZD1222 compared to placebo in adults \geq 18 years of age (Substudy only)	Incidence of local and systemic solicited AEs for 7 days post each dose of study intervention
SECONDARY	
1 To estimate the efficacy of 2 IM doses of AZD1222 compared to placebo for the prevention of SARS-CoV-2 infection	The proportion of participants who have a post-treatment response (negative at baseline to positive post treatment with study intervention) for SARS-CoV-2 Nucleocapsid antibodies over time
2 To estimate the efficacy of 2 IM doses of AZD1222 compared to placebo for the prevention of symptomatic COVID-19 using CDC criteria	The incidence of the first case of SARS-CoV-2 RT-PCR-positive symptomatic illness occurring \geq 15 days post second dose of study intervention using CDC criteria
3 To estimate the efficacy of 2 IM doses of AZD1222 compared to placebo for the prevention of University of Oxford-defined symptomatic COVID-19	The incidence of the first case of SARS-CoV-2 RT-PCR-positive symptomatic illness occurring \geq 15 days post second dose of study intervention using University of Oxford-defined symptom criteria
4 To estimate the efficacy of 2 IM doses of AZD1222 compared to placebo for the prevention of severe or critical symptomatic COVID-19	The incidence of SARS-CoV-2 RT-PCR-positive severe or critical symptomatic illness occurring \geq 15 days post second dose of study intervention
5 To estimate the efficacy of 2 IM doses of AZD1222 compared to placebo for the prevention of COVID-19-related Emergency Department visits	The incidence of COVID-19-related Emergency Department visits occurring \geq 15 days post second dose of study intervention
6 To assess antibody responses to AZD1222 S antigen following 2 IM doses of AZD1222 or placebo (Substudy and Illness Visits only)	a) Post-treatment GMTs and GMFRs from day of dosing baseline value to 28 days post each dose in SARS-CoV-2 S, RBD antibodies (MSD serology assay)
	b) The proportion of participants who have a post-treatment seroresponse (\geq 4-fold rise in titers from day of dosing baseline value to 28 days post each dose) to the S, RBD antigens of AZD1222 (MSD serology assay)
7 To determine anti-SARS-CoV-2 neutralizing antibody levels in serum following 2 IM doses of AZD1222 or placebo (Substudy and Illness Visits only)	a) Post-treatment GMTs and GMFRs from day of dosing baseline value to 28 days post each dose in SARS-CoV-2 neutralizing antibodies (wild-type assay or pseudo-neutralization assay)
	b) Proportion of participants who have a post-treatment seroresponse (\geq 4-fold rise in titers from day of dosing baseline value to 28 days post each dose) to AZD1222 as measured by SARS-CoV-2 neutralizing antibodies (wild-type assay or pseudo-neutralization assay)

Objective ^a	Estimand ^b Description/Endpoint
------------------------	--

^a Substudy: The substudy will be conducted only in the USA. The first participants randomized in each age group in the USA, including 1 500 participants 18 to 55 years of age, 750 participants 56 to 69 years of age, and 750 participants ≥ 70 years of age, will also participate in a substudy assessing the reactogenicity and immunogenicity of AZD1222.

Illness Visits: Participants who present with qualifying symptoms will be tested for SARS-CoV-2 and if positive, will complete illness visits.

^b Estimand is the target of estimation to address the scientific question of interest posed by the primary objective. Attributes of an estimand include the population of interest, the variable (or endpoint) of interest, the specification of how intercurrent events are reflected in the scientific question of interest, and the population-level summary for the variable.

AE = adverse event; AESI = adverse event of special interest; CDC = Centers for Disease Control and Prevention; COVID-19 = coronavirus disease 2019; GMFR = geometric mean fold rise; GMT = geometric mean titer; IFN- γ = interferon-gamma; IM = intramuscular; MAAE = medically attended adverse event; MSD = Meso Scale Discovery; RT-PCR = reverse transcriptase polymerase chain reaction; RBD = receptor binding domain; S = Spike; SAE = serious adverse event; SARS-CoV-2 = severe acute respiratory syndrome-coronavirus-2; USA = United States of America; VE = vaccine efficacy.

For exploratory objectives, see Section 3.

Overall Design: D8110C00001 is a Phase III randomized, double-blind, placebo-controlled multicenter study assessing the safety, efficacy, and immunogenicity of AZD1222 compared to placebo for the prevention of COVID-19. Up to approximately 100 sites in the USA will participate in this study. Study sites outside of the USA will also be considered based on predicted transmission rates of SARS-CoV-2 in those locations.

Participants will be adults ≥ 18 years of age who are healthy or have medically-stable chronic diseases, and are at increased risk for SARS-CoV-2 acquisition and COVID-19.

Approximately 30 000 participants will be randomized in a 2:1 ratio to receive 2 IM doses of either 5×10^{10} vp (nominal, $\pm 1.5 \times 10^{10}$ vp) AZD1222 (n = approximately 20 000) or saline placebo (n = approximately 10 000) 4 weeks apart, on Days 1 and 29. Randomization will be stratified by age (≥ 18 to < 65 years, and ≥ 65 years), with at least 25% of participants to be enrolled in the older age stratum.

All participants will be assessed for efficacy and safety. The first participants randomized in each age group in the USA, including 1 500 participants 18 to 55 years of age, 750 participants 56 to 69 years of age, and 750 participants ≥ 70 years of age, will also participate in a substudy assessing the reactogenicity and immunogenicity of AZD1222.

A PSRT will provide safety surveillance during the study. Additionally, an independent COVID-19 Vaccine DSMB organized by the National Institutes of Health, National Institute for Allergy and Infectious Diseases, will provide oversight, to ensure safe and ethical conduct of the study.

Participants will remain on study for 2 years following administration of the first dose of study intervention (Day 730). If AZD1222 is proven to be safe and efficacious based on the primary endpoint analysis, following discussion at that time with the US FDA, other Regulators if appropriate, and the COVID-19 Vaccine DSMB, participants allocated to the placebo group may be offered AZD1222 if doses are available. Placebo participants treated with AZD1222 will continue to be followed in the study.

Disclosure Statement: This is a parallel-group preventive study with 2 arms that is participant-, investigator-, and Sponsor-blinded.

Number of Participants: Approximately 33 000 participants will be screened to achieve up to approximately 30 000 participants randomly assigned to study intervention, including 20 000 participants randomized to the AZD1222 arm and 10 000 participants randomized to the saline placebo arm.

Note: ‘Enrolled’ means a participant's, or their legally acceptable representative's, agreement to participate in a clinical study following completion of the informed consent process. Potential participants who are screened for the purpose of determining eligibility for the study, but are not randomly assigned in the study, are considered ‘screen failures.’

Intervention Groups and Duration: Participants will be randomized in a 2:1 ratio to receive 2 IM doses of 5×10^{10} vp (nominal, $\pm 1.5 \times 10^{10}$ vp) AZD1222 or saline placebo. Study intervention will be administered on Day 1 and Day 29.

Data Monitoring Committee: Yes

Statistical Methods

Primary efficacy endpoint

The primary efficacy endpoint is a binary response, whereby a participant is defined as a COVID-19 case if their first case of SARS-CoV-2 RT-PCR-positive symptomatic illness occurs ≥ 15 days post second dose of study intervention. Otherwise, a participant is not defined as a COVID-19 case.

Sample size

Approximately 33 000 participants will be screened such that approximately 30 000 participants will be randomized in a 2:1 ratio to receive 2 IM doses of either 5×10^{10} vp (nominal, $\pm 1.5 \times 10^{10}$ vp) AZD1222 (the active group, $n =$ approximately 20 000) or saline placebo (the control group, $n =$ approximately 10 000) 4 weeks apart, on Days 1 and 29.

The sample size calculations are based on the primary efficacy endpoint and were derived following a modified Poisson regression approach ([Zou 2004](#)). The calculations account for an

interim and primary analysis, and the timing of these analyses will be driven by the number of events observed in the study. The interim analysis will be carried out when approximately 50% of the total amount of statistical information is available. A Lan-DeMets alpha-spending function has been used to control the overall type I error at 5% with 0.31% alpha at the interim analysis and 4.9% at the primary analysis. The calculations assume minimal loss to follow-up as it is anticipated that participants will remain engaged in the study. All participants will be followed for the entire duration of the study.

For the primary efficacy analysis, approximately 150 events meeting the primary efficacy endpoint definition within the population of participants who are not seropositive at baseline are required across the active and control groups to detect a VE of 60% with > 90% power. These calculations assume an observed attack rate of approximately 0.8% and are based on a 2-sided test, where the lower bound of the 2-sided 95.10% CI for VE is required to be greater than 30% with an observed point estimate of at least 50%.

An interim efficacy analysis will be conducted when approximately 75 events meeting the primary endpoint definition have been reported across the active and control groups within the population of participants who are not seropositive at baseline, which will give > 70% power to detect a VE of 70% and > 90% power to detect a VE of 75%. These calculations assume an observed attack rate of approximately 0.4% and are based on a 2-sided test, where the lower bound of the 2-sided 99.69% CI for VE is required to be greater than 30% with an observed point estimate of at least 50%. A statistically significant finding at the interim analysis will not be considered a reason to stop the study, but instead will be interpreted as early assessment of efficacy.

Primary estimand

The primary estimand will be used for the analysis of the primary efficacy endpoint. It will be based on participants in the full analysis set, defined as all randomized participants who received at least 1 dose of study intervention excluding those participants who are seropositive at baseline, analyzed according to their randomized treatment. For participants with multiple events, only the first occurrence will be used for the primary efficacy endpoint analysis. The set of intercurrent events for this estimand consists of participants who withdraw from the study prior to having met the primary efficacy endpoint. The intercurrent events will be handled using the treatment policy strategy and the absence of data following these participants' withdrawal will be treated as missing (ie, counted as not having met the criteria). Participants who withdraw before 15 days post second dose or who have a case prior to 15 days post second dose will be excluded from primary endpoint analysis.

Primary efficacy analysis

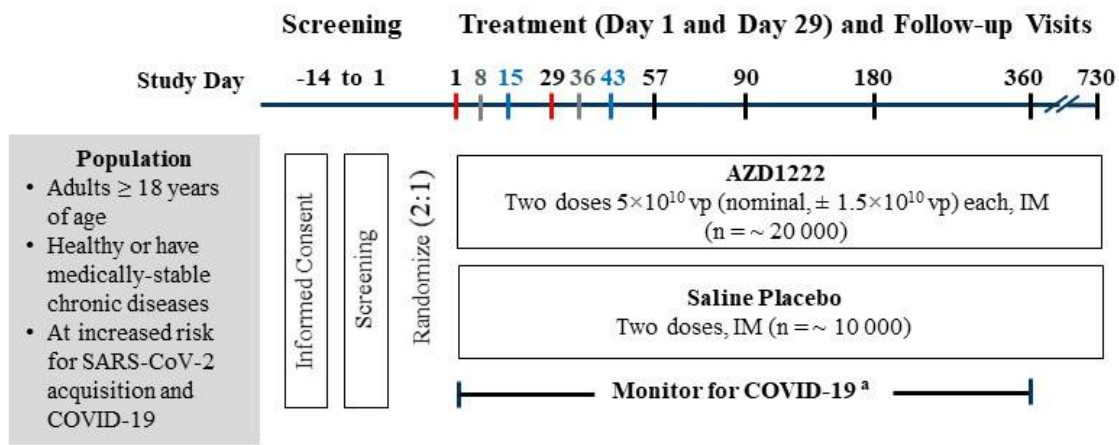
As the primary efficacy analysis, the plan is to use the primary estimand and a Poisson regression model with robust variance (Zou 2004) to analyze the primary efficacy endpoint,

which will include age as a baseline covariate as well as the log of the follow-up time as an offset. The VE will be estimated from the model, which will give the RRR in the incidence of SARS-CoV-2 RT-PCR-positive symptomatic illness. VE is calculated as $RRR = 100 * (1 - \text{relative risk})$, which is the incidence of infection in the vaccine group relative to the incidence of infection in the control group expressed as a percentage. At the interim analysis, the VE will be presented with a 2-sided 99.69% CI, and statistical significance will be achieved if the 2-sided 99.69% CI is $> 30\%$. The success criterion for the interim analysis will be statistical significance with an observed VE point estimate of at least 50%. At the primary analysis, VE will be presented with a 2-sided 95.10% CI, and statistical significance will be achieved if the 2-sided 95.10% CI is $> 30\%$. The success criterion for the primary analysis of the study will be statistical significance with an observed VE point estimate of at least 50%.

Model assumptions will be checked and the robustness of the primary analysis will be assessed. The Poisson regression model with robust variance has the flexibility for exploring multiple imputation approaches using, eg, the observed placebo attack rate to impute missing data. If the Poisson regression model with robust variance fails to converge, an alternative approach will be implemented. Full details will be documented in the SAP.

1.2 Schema

Figure 1 Study Design



^a Participants who present with qualifying symptoms will be tested for SARS-CoV-2 and if positive, will complete illness visits.

Red bars (Day 1 and Day 29): Administration of study intervention.

Gray bars (Day 8 and Day 36): Visits will be telephone contacts, not study site visits.

Blue bars (Day 15 and Day 43): Visits will only be for participants in the substudy. The first participants randomized in each age group in the USA, including 1 500 participants 18 to 55 years of age, 750 participants 56 to 69 years of age, and 750 participants ≥ 70 years of age, will also participate in a substudy assessing the reactogenicity and immunogenicity of AZD1222.

COVID-19 = coronavirus disease 2019; IM = intramuscular; SARS-CoV-2 = severe acute respiratory syndrome-coronavirus-2; USA = United States of America; vp = viral particles.

1.3 Schedule of Activities

The SoA tables include:

- [Table 1](#), Screening Period
- [Table 2](#), Treatment and Follow-Up Period – Main Study (Excluding Substudy Participants)
- [Table 3](#), Treatment and Follow-Up Period - Substudy
- [Table 4](#), Illness Visits (Participants with Qualifying Clinical Symptoms)

Table 1 Schedule of Activities: Screening Period

Procedure / Study Day	Day -14 to Day 1 ^a	For details see Section
Informed consent: main study	X	5.1
Informed consent: genetic sample and analysis (optional)	X	5.1, 8.7
Assignment SID number	X	6.3
Medical history	X	5.1, 5.2
Complete physical examination, including height and weight	X	8.2.1
Vital signs (including pulse oximetry)	X	8.2.2
Pregnancy test – urine or serum (WOCBP only) ^b	X	8.2.3
Assessment of SAEs	X	8.3
Concomitant medications	X	6.5
Verify eligibility criteria	X	5.1, 5.2

^a If screening and dosing occur at the same visit, only one evaluation is required.

^b If urine tests positive or indeterminate, a quantitative serum β -hCG will be performed for confirmation.

β -hCG = beta-human chorionic gonadotropin; SAE = serious adverse event; SID = subject identification; WOCBP = women of childbearing potential.

Table 2 Schedule of Activities: Treatment and Follow-up Period – Main Study (Excluding Substudy Participants)

Procedure	Treatment and Follow-up Period									For details see Section
	Day	1	8 ^a	29	36 ^a	57	90	180	360	
Window (days)	NA	± 3	± 3	± 3	± 3	± 5	± 10	± 15	± 30	
Telephone contact for safety monitoring		X		X						

^a Not a study site visit; participants will be contacted by telephone for safety monitoring

^b If urine tests positive or indeterminate, a quantitative serum β-HCG will be performed for confirmation.

^c Weekly contact with participants to remind them to present to the study site for SARS-CoV-2 testing if they have qualifying symptoms

AE = adverse event; AESI = adverse event of special interest; β-hCG = beta-human chorionic gonadotropin; MAAE = medically attended adverse event; NA = not applicable; SAE = serious adverse event; SARS-CoV-2 = severe acute respiratory syndrome-coronavirus-2; WOCBP = women of childbearing potential.

Table 3 Schedule of Activities: Treatment and Follow-up Period – Substudy (USA Participants Only)

Procedure	Treatment and Follow-up Period											For details see Section	
	Day	1	8 ^a	15	29	36 ^a	43	57	90	180	360		730
Window (days)	NA	± 3	± 1	± 3	± 3	± 3	± 3	± 3	± 5	± 10	± 15	± 30	
Medical history	X												5.1, 5.2
Targeted physical examination	X												8.2.1
Vital signs (including pulse oximetry)	X												8.2.2
Pregnancy test – urine or serum (WOCBP only) ^b	X (predose)			X (predose)									8.2.3
Concomitant medications	X	X	X	X	X	X	X	X	As applicable, for treatment of SAE, MAAE, or AESI			6.5	
Verify eligibility criteria	X												5.1, 5.2
Genomics Initiative optional, exploratory genetic sample	X (predose)												8.7, Appendix D
Study intervention administration	X			X									6.1.1
Efficacy assessments													
Weekly telephone/email/text contacts - monitoring for COVID-19 qualifying symptoms ^c												8.1.1	
Nasal swab for SARS-CoV-2 RT-PCR (local laboratory)	X (predose)												
Serum sample for SARS-CoV-2 serology testing	X (predose)		X	X (predose)		X	X	X	X	X	X	X	8.5.2
Immunogenicity assessments													
Serum sample for ChAdOx1 nAbs assessment	X (predose)			X (predose)			X		X	X	X		8.5.2
Serum sample for seasonal CoV serology testing	X (predose)			X (predose)			X		X	X			

Table 3 Schedule of Activities: Treatment and Follow-up Period – Substudy (USA Participants Only)

Procedure	Treatment and Follow-up Period											For details see Section	
	Day	1	8 ^a	15	29	36 ^a	43	57	90	180	360		730
Window (days)	NA	± 3	± 1	± 3	± 3	± 3	± 3	± 3	± 5	± 10	± 15	± 30	
PBMCs for assessment of B-cell and T-cell responses ^d	X (predose)		X				X						8.5.2
Serum sample for SARS-CoV-2 nAbs assessment	X (predose)		X	X (predose)			X	X		X	X		
Nasal adsorption for SARS-CoV-2 mucosal responses	X (predose)		X	X (predose)			X	X		X	X		
Serum sample for ACE2 competition serology	X (predose)			X (predose)				X		X			
Safety assessments													
Local and systemic predefined solicited AEs (recorded daily by participant in Solicited AE e-Diary)	X (through Day 8)			X (through Day 36)									8.3.7
AEs	X	X	X	X	X	X	X	X					8.3
SAEs, MAAEs, and AESIs	X	X	X	X	X	X	X	X	X	X	X	X	
Telephone contact for safety monitoring		X				X							

^a Not a study site visit; participants will be contacted by telephone for safety monitoring

^b If urine tests positive or indeterminate, a quantitative serum β-hCG will be performed for confirmation.

^c Weekly contact with participants to remind them to present to the study site for SARS-CoV-2 testing if they have qualifying symptom

^d PBMCs will be isolated from approximately 300 participants at select study sites, as outlined in the laboratory manual.

ACE2 = angiotensin-converting enzyme 2; AE = adverse event (treatment-emergent); AESI = adverse event of special interest; β-hCG = beta-human chorionic gonadotropin; CoV = coronavirus; COVID-19 = coronavirus disease 2019; MAAE = medically attended adverse event; NA = not applicable; nAb = neutralizing antibody; PBMC = peripheral blood mononuclear cell; SAE = serious adverse event; SARS-CoV-2 = severe acute respiratory syndrome-coronavirus-2; USA = United States of America; WOCBP = women of childbearing potential.

Table 4 Schedule of Activities: Illness Visits (Participants with Qualifying Clinical Symptoms)





Procedure ^a	Site Visit	Home Collection by Participant				Site Visit for SARS-CoV-2 Positive Participants Only			For details see Section	
	Day	1	3	5	8	11	14	21		28
Window (days)	NA	± 1	± 1	± 2	± 2	± 2	± 2	± 2		± 2
Medical history	X						X	X	X	8.1
Brief physical examination	X						X	X	X	8.2.1
Vital signs (including pulse oximetry)	X						X	X	X	8.2.2
Concomitant medication									6.5	
Efficacy assessments										
Digital health device									8.1.2.2	
Symptoms associated with COVID-19 (recorded daily by participant in Illness e-Diary)									8.1.2.3	
Virology assessments										
Nasal swab for SARS-CoV-2 RT-PCR (local laboratory)	X									8.1.2.1
Nasopharyngeal swab										
SARS-CoV-2 RT-PCR (central laboratory)	X						X	X	X	8.1.2.1
SARS-CoV-2 sequencing (central laboratory)	X						X			
Respiratory panel	X									8.6.1.1
Saliva sample for viral shedding ^b	X	X	X	X	X	X	X	X	X	8.6.1.2
Immunogenicity assessments										
PBMCs for B-cell and T-cell responses	X ^c						X			8.5.2
Serum sample for SARS-CoV-2 nAbs assessment	X						X		X	
Nasal adsorption for SARS-CoV-2 mucosal responses	X						X		X	

Table 4 Schedule of Activities: Illness Visits (Participants with Qualifying Clinical Symptoms)

Procedure ^a	Site Visit	Home Collection by Participant				Site Visit for SARS-CoV-2 Positive Participants Only			For details see Section
	Day	1	3	5	8	11	14	21	
Window (days)	NA	± 1	± 1	± 2	± 2	± 2	± 2	± 2	± 2
Serum sample for ACE2 competition serology	X					X		X	8.5.2
Serum sample for exploratory assessments	X					X		X	
Safety assessments									
SAEs, MAAEs, and AESIs									8.3
Telephone contact for safety monitoring		X		X					

- ^a Following availability of the SARS-CoV-2 RT-PCR results, only participants who test positive will continue with the illness visits, including any home collection requirements. Participants who test negative for SARS-CoV-2 will be instructed to stop all illness visit assessments and return the digital health device (see Section 8.1.2).
- ^b Collection of saliva sample for viral shedding is optional in Chile/Peru and may occur after a feasibility assessment has been completed.
- ^c PBMCs will be collected from up to approximately the first 3 000 participants on Day 1 illness visit and any participants with a Day 1 SARS-CoV-2 positive test result by local RT-PCR test (see Section 8.5.2.4)

ACE2 = angiotensin-converting enzyme 2; AESI = adverse events of special interest; CoV = coronavirus; COVID-19 = coronavirus disease 2019; MAAE = medically attended adverse event; NA = not applicable; nAb = neutralizing antibody; PBMC = peripheral blood mononuclear cell; RT-PCR = reverse transcriptase polymerase chain reaction; SAE = serious adverse event; SARS-CoV-2 = severe acute respiratory syndrome-coronavirus-2.

2 INTRODUCTION

AZD1222 is being developed for the prevention of COVID-19. AZD1222 is a recombinant replication-defective chimpanzee adenovirus expressing the SARS-CoV-2 S surface glycoprotein driven by the human cytomegalovirus major immediate early promoter that includes intron A with a human tPA leader sequence at the N terminus.

2.1 Study Rationale

The aim of the study is to assess the safety, efficacy, and immunogenicity of AZD1222 for prevention of COVID-19. The COVID-19 pandemic has caused major disruption to healthcare systems with significant socioeconomic impacts. Currently, there are no licensed preventions available against COVID-19 and accelerated vaccine development is urgently needed. A safe and effective vaccine for COVID-19 prevention would have significant global public health impact.

2.2 Background

In December 2019, a cluster of patients with pneumonia of unknown cause was linked to a seafood wholesale market in Wuhan, China and were later confirmed to be infected with a novel coronavirus, known as 2019-nCoV ([Zhu et al 2020](#)). The virus was subsequently renamed to SARS-CoV-2 because it is similar to the coronavirus responsible for SARS-CoV, a lineage B *Betacoronavirus*. SARS-CoV-2 shares more than 79% of its sequence with SARS-CoV, and 50% with the coronavirus responsible for MERS-CoV, a member of the lineage C *Betacoronavirus* ([Lu et al 2020](#)). COVID-19 is the infectious disease caused by SARS-CoV-2. By January 2020 there was increasing evidence of human to human transmission as the number of cases rapidly began to increase in China. Spread of the virus has been rapid and now encompasses the globe. The WHO declared the novel coronavirus a pandemic on 11 March 2020. As of 13 July 2020, there have been more than 12.7 million confirmed cases and > 560 000 deaths, of which 3.2 million confirmed cases and > 130 000 deaths have been reported in the USA ([WHO 2020](#)). It is believed that evolution of the pandemic will vary across countries, affected in part by different containment strategies ranging from extreme lockdown to relative inaction. As a result, there may be regional waves of the disease and pockets of vulnerable populations. Globally, governments have acknowledged that an effective vaccine against COVID-19 is the only way to guarantee a safe and sustained exit strategy from repeated lockdowns.

CoVs are spherical, enveloped viruses with positive-sense single-stranded RNA genomes. One fourth of their genome is responsible for coding structural proteins, such as the S glycoprotein, envelope, membrane, and nucleocapsid proteins. Envelope, membrane, and nucleocapsid proteins are mainly responsible for virion assembly whilst the S protein is involved in receptor binding, mediating virus entry into host cells during CoVs infection via different receptors ([Li 2016](#)). SARS-CoV-2 belongs to the phylogenetic lineage B of the

genus *Betacoronavirus* and it recognizes the ACE2 as the entry receptor ([Zhou et al 2020](#)). It is the seventh CoV known to cause human infections and the third known to cause severe disease after SARS-CoV and MERS-CoV.

AZD1222 is a recombinant replication-defective chimpanzee adenovirus expressing the SARS-CoV-2 S surface glycoprotein. Development of AZD1222, previously referred to as ChAdOx1 nCoV-19, was initiated by the University of Oxford with subsequent transfer of development activities to the Sponsor. Nonclinical studies found AZD1222 to be immunogenic in BALB/c and CD-1 mice, porcine, and NHP models. Further, in a SARS-CoV-2 challenge NHP model, a single administration of AZD1222 significantly reduced viral load in bronchoalveolar lavage fluid and respiratory tract tissue of vaccinated animals as compared to vector controls ([van Doremalen et al 2020](#)). Efficacy studies in ferret and NHP models are underway.

The clinical development program for AZD1222 was initiated by the University of Oxford, and currently has 4 ongoing studies being conducted in the UK (FIH COV001 [NCT04324606], COV002 [NCT04400838]), Brazil (COV003 [ISRCTN89951424]), and South Africa (COV005 [NCT04444674]). Preliminary data are available for the FIH Study COV001 and Study COV002.

Study COV001 enrolled the first participant on 23 April 2020 and completed enrollment on 21 May 2020. As of 24 July 2020, a total of 1 077 participants have been enrolled including 544 participants who received at least one dose of 5×10^{10} vp AZD1222 and 10 participants who received a second dose of 5×10^{10} vp AZD1222 4 weeks later. Safety data found the vaccine was generally tolerated, with no treatment-related SAEs reported through 28 days post dose. The most common local solicited AEs were vaccination site pain and tenderness. The most common systemic solicited AEs were chills, feverishness, fever, headache, malaise, and myalgia. The majority of events were mild or moderate in severity and resolved within 1 to 7 days. Following the second dose, a general attenuation in the incidence and severity of local and systemic solicited AEs was observed.

Preliminary immunogenicity data from Study COV001 suggest that a single dose can elicit both humoral and cellular immunogenicity responses and that antibody responses are boosted after a second dose. S-specific T-cell responses peaked on Day 14. Anti-S IgG responses rose by Day 28, and were boosted 3-fold following a second dose.

Neutralizing antibody responses against SARS-CoV-2 were detected in 32 (91%) of 35 participants after a single dose when measured in microneutralization assay (MNA₈₀) and in 35 (100%) participants when measured in plaque reduction neutralization test (PRNT₅₀). After the second dose, all participants had neutralizing activity (9 of 9 in MNA₈₀ at Day 42 and 10 of 10 in Marburg virus neutralization assay on Day 56). Neutralizing antibody responses correlated strongly with antibody levels measured by ELISA ([Folegatti et al 2020b](#)).

As of 24 July 2020, Study COV002 enrolled 8 344 participants, including 4 252 participants who received at least one dose of AZD1222 ranging from 2.2×10^{10} vp to 5×10^{10} vp. Based on preliminary data following a single dose of 5×10^{10} vp, the local and systemic solicited-AE profile in participants 18 to 55 years of age was generally comparable to results in Study COV001. In general, a decline in the incidence and severity of solicited AEs was observed across the age groups (18-55, 56-69, and ≥ 70 years) in Study COV002.

Another ChAdOx1-vectored vaccine expressing the full-length S protein from a related betacoronavirus, MERS-CoV, has been given to 53 participants as part of 2 ongoing dose-escalation Phase I studies (MERS001 [NCT03399578] and MERS002 [NCT04170829], sponsored by the University of Oxford) at doses ranging from 5×10^9 vp to 5×10^{10} vp. Preliminary immunogenicity data from MERS001 suggested that a single dose of ChAdOx1 MERS can elicit both humoral and cellular responses. Overall, the vaccine was safe and generally well tolerated, with no serious adverse reactions reported in either study.

The ChAdOx1 platform has been used in 14 clinical studies sponsored by the University of Oxford with immunogens from multiple pathogens such as influenza, tuberculosis, malaria, chikungunya, Zika, MERS-CoV, and Meningitis B. Over 360 healthy adult participants have received ChAdOx1-vectored vaccines in these studies. These vaccines demonstrated robust immunogenicity after a single dose and favorable safety profiles, with no vaccine-related SAEs.

See the AZD1222 IB, Sections 4 and 5 for additional information on nonclinical and clinical studies, respectively, of AZD1222 and related ChAdOx1-vectored vaccines. Detail on the development and chemistry of AZD1222 is provided in the IB, Section 3.

Overall, the preliminary data from the AZD1222 clinical and nonclinical studies, and the acceptable safety and efficacy data for the MERS-CoV vaccine and other ChAdOx1-vectored vaccines, support further development of AZD1222 for the prevention of COVID-19.

2.3 Benefit/Risk Assessment

More detailed information about the known and expected benefits and potential risks of AZD1222 can be found in the AZD1222 IB.

2.3.1 Risk Assessment

AZD1222

Based on preliminary clinical data from Study COV001 and Study COV002, the most common local solicited AEs were vaccination site pain and tenderness. Common systemic solicited AEs across the 2 studies included chills, feverishness, fever, fatigue, headache, joint

pain, malaise, and myalgia. The majority of events were mild or moderate in severity and resolved within 1 to 7 days (Section 2.2 and AZD1222 IB).

There are no identified risks for AZD1222. Important potential risks are hypersensitivity including anaphylaxis/anaphylactic reactions, vaccine-associated enhanced respiratory disease, and Guillain-Barré syndrome and other immune-mediated reactions.

Serious allergic reactions including anaphylaxis may occur, as with any vaccine. Acute allergic reactions may include cardio-respiratory, skin, and gastrointestinal signs and symptoms, such as hypotension, bronchospasm, angioedema, urticaria, and diarrhea.

Vaccine-associated enhanced respiratory disease is a potential risk for AZD1222. The risks of inducing disease enhancement and lung immunopathology in the event of COVID-19 following AZD1222 vaccination are unknown.

As with many vaccines, temporary ascending paralysis (Guillain-Barré syndrome) or other immune-mediated reactions that can lead to organ damage may occur, but this should be extremely rare.

2.3.2 Benefit Assessment

Recipients of AZD1222 do not have any guaranteed benefit, however, AZD1222 may be efficacious and offer participants protection from COVID-19. The information gained from this study will inform development decisions.

2.3.3 Overall Benefit: Risk Conclusion

For the safety of participants, the protocol has incorporated various risk mitigation measures including appropriate inclusion and exclusion criteria, close monitoring of participants, and stopping criteria. An independent DSMB will provide study oversight, evaluating cumulative safety and other clinical data at regular intervals. Taking these measures into account, the potential risks identified in association with AZD1222 are justified by the anticipated benefit that may be afforded to participants for the prevention of COVID-19.

3 OBJECTIVES AND ENDPOINTS

Table 5 Objectives and Endpoints

Objective ^a	Estimand ^b Description/Endpoint
PRIMARY	
<p>1 To estimate the efficacy of 2 IM doses of AZD1222 compared to placebo for the prevention of COVID-19 in adults ≥ 18 years of age</p>	<p>Population: Full analysis set, excluding participants who are seropositive at baseline</p>
	<p>Endpoint: A binary response, whereby a participant is defined as a COVID-19 case if their first case of SARS-CoV-2 RT-PCR-positive symptomatic illness occurs ≥ 15 days post second dose of study intervention. Otherwise, a participant is not defined as a COVID-19 case.</p>
	<p>Intercurrent events: For participants who withdraw from the study prior to having met the criteria for the primary efficacy endpoint, absence of data following these participants' withdrawal will be treated as missing (ie, counted as not having met the criteria); participants who withdraw before 15 days post second dose or who have a case prior to 15 days post second dose will be excluded from primary endpoint analysis.</p>
<p>Summary measure: VE, calculated as 1-relative risk. (Relative risk is the incidence of infection in the vaccine group relative to the incidence of infection in the control group.)</p>	<p>2 To assess the safety and tolerability of 2 IM doses of AZD1222 compared to placebo in adults ≥ 18 years of age</p>
<p>a) Incidence of AEs for 28 days post each dose of study intervention</p>	
<p>b) Incidence of SAEs, MAAEs, and AESIs from Day 1 post treatment through Day 730</p>	<p>3 To assess the reactogenicity of 2 IM doses of AZD1222 compared to placebo in adults ≥ 18 years of age (Substudy only)</p>
<p>Incidence of local and systemic solicited AEs for 7 days post each dose of study intervention</p>	
SECONDARY	
<p>1 To estimate the efficacy of 2 IM doses of AZD1222 compared to placebo for the prevention of SARS-CoV-2 infection</p>	<p>The proportion of participants who have a post-treatment response (negative at baseline to positive post treatment with study intervention) for SARS-CoV-2 Nucleocapsid antibodies over time</p>
<p>2 To estimate the efficacy of 2 IM doses of AZD1222 compared to placebo for the prevention of symptomatic COVID-19 using CDC criteria</p>	<p>The incidence of the first case of SARS-CoV-2 RT-PCR-positive symptomatic illness occurring ≥ 15 days post second dose of study intervention using CDC criteria</p>
<p>3 To estimate the efficacy of 2 IM doses of AZD1222 compared to placebo for the prevention of University of Oxford-defined symptomatic COVID-19</p>	<p>The incidence of the first case of SARS-CoV-2 RT-PCR-positive symptomatic illness occurring ≥ 15 days post second dose of study intervention using University of Oxford-defined symptom criteria</p>

Table 5 Objectives and Endpoints

Objective ^a	Estimand ^b Description/Endpoint
4 To estimate the efficacy of 2 IM doses of AZD1222 compared to placebo for the prevention of severe or critical symptomatic COVID-19	The incidence of SARS-CoV-2 RT-PCR-positive severe or critical symptomatic illness occurring \geq 15 days post second dose of study intervention
5 To estimate the efficacy of 2 IM doses of AZD1222 compared to placebo for the prevention of COVID-19-related Emergency Department visits	The incidence of COVID-19-related Emergency Department visits occurring \geq 15 days post second dose of study intervention
6 To assess antibody responses to AZD1222 S antigen following 2 IM doses of AZD1222 or placebo (Substudy and Illness Visits only)	a) Post-treatment GMTs and GMFRs from day of dosing baseline value to 28 days post each dose in SARS-CoV-2 S, RBD antibodies (MSD serology assay)
	b) The proportion of participants who have a post-treatment seroresponse (\geq 4-fold rise in titers from day of dosing baseline value to 28 days post each dose) to the S, RBD antigens of AZD1222 (MSD serology assay)
7 To determine anti-SARS-CoV-2 neutralizing antibody levels in serum following 2 IM doses of AZD1222 or placebo (Substudy and Illness Visits only)	a) Post-treatment GMTs and GMFRs from day of dosing baseline value to 28 days post each dose in SARS-CoV-2 neutralizing antibodies (wild-type assay or pseudo-neutralization assay)
	b) Proportion of participants who have a post-treatment seroresponse (\geq 4-fold rise in titers from day of dosing baseline value to 28 days post each dose) to AZD1222 as measured by SARS-CoV-2 neutralizing antibodies (wild-type assay or pseudo-neutralization assay)
EXPLORATORY	
1 To estimate the efficacy of 2 IM doses of AZD1222 compared to placebo for the all-cause mortality	The incidence of all-cause mortality from Day 1 through Day 730
2 To estimate the efficacy of 2 IM doses of AZD1222 compared to placebo for COVID-19-related deaths	The incidence of COVID-19-related deaths occurring from Day 1 through Day 730
3 To estimate the efficacy of 2 IM doses of AZD1222 compared to placebo for the prevention of COVID-19-related hospitalizations	The incidence of COVID-19-related hospitalizations occurring \geq 15 days post second dose of study intervention
4 To estimate the efficacy of 2 IM doses of AZD1222 compared to placebo for the prevention of COVID-19-related ICU admissions	The incidence of COVID-19-related ICU admissions occurring \geq 15 days post second dose of study intervention
5 To estimate the efficacy of AZD1222 compared to placebo for the prevention of COVID-19 following the first dose	The incidence of COVID-19 SARS-CoV-2 RT-PCR-positive symptomatic illness occurring post first dose of study intervention
6 To quantify SARS-Cov-2 viral loads in infected participants treated with 2 IM doses of AZD1222 or placebo (Illness Visits only)	Viral genome copies in NP swabs collected at Illness Visits as determined by qRT-PCR

Table 5 Objectives and Endpoints

Objective ^a	Estimand ^b Description/Endpoint
7 To characterize sequence variations in SARS-CoV-2 through genotypic analyses in participants treated with 2 IM doses of AZD1222 or placebo (Illness Visits only)	Genotypic analysis of SARS-CoV-2 from NP swabs collected on Day 1 illness visit
8 To quantify duration of viral shedding in symptomatic SARS-CoV-2 infected participants treated with 2 IM doses of AZD1222 or placebo (Illness Visits only)	Duration of SARS-CoV-2 shedding in saliva over time
9 To assess the biometric profiles associated with COVID-19 using a biosensor in participants treated with 2 IM doses of AZD1222 or placebo (Illness Visits only)	Biophysical parameters, including but not limited to serial measurements of skin temperature, heart rate, respiratory rate, blood oxygen saturation, and physical activity, recorded using a biosensor from illness visits Day 1 through Day 28
10 To assess symptoms associated with COVID-19 using an e-Diary in participants treated with 2 IM doses of AZD1222 or placebo (Illness Visits only)	Symptoms recorded by participants in an Illness e-Diary from illness visits Day 2 through Day 28
11 To assess SARS-CoV-2 specific antibodies in an ACE2 competition assay following 2 IM doses of AZD1222 or placebo (Substudy only)	a) Post-treatment GMTs and GMFRs from Day 1 baseline value to 28 days post each dose in ACE2 competing antibodies from serum samples
	b) Proportion of participants who have a post-treatment seroresponse (\geq 4-fold rise in titers from day of dosing baseline value to 28 days post each dose) in ACE2 competing antibodies
12 To assess B- and T-cell responses following 2 IM doses of AZD1222 or placebo (Substudy only)	a) Quantification of (IFN- γ) ELISpot responses to SARS-CoV-2 S protein from day of dosing baseline to 14 days post each dose
	b) Intracellular cytokine staining and flow cytometry for B- and T-cell responses from day of dosing baseline to 14 days post each dose
13 To assess SARS-CoV-2 antibodies in nasal secretions following 2 IM doses of AZD1222 or placebo (Substudy only)	a) Post-treatment GMTs and GMFRs from Day 1 baseline value to 28 days post each dose in SARS-CoV-2 S, RBD, and Nucleocapsid antibodies (MSD serology assay)
	b) Proportion of participants who have a post-treatment seroresponse (\geq 4-fold rise in titers from Day 1 baseline value to 28 days post each dose) to SARS-CoV-2 S, RBD, and Nucleocapsid antigens (MSD serology assay)
14 To assess anti-vector responses to the ChAdOx-1 adenovirus vector following 2 IM doses of AZD1222 or placebo (Substudy only)	Proportion of participants who have a post-treatment seroresponse (\geq 4-fold rise in titers from Day 1 baseline value to 28 days post each dose) to AZD1222 as measured by ChAdOx1 neutralizing antibodies
15 To assess additional immune responses following 2 IM doses of AZD1222 or placebo	Other exploratory assays for humoral and cellular immune responses may be performed based upon emerging safety, efficacy, and immunogenicity data

Table 5 Objectives and Endpoints

Objective ^a	Estimand ^b Description/Endpoint
<p>^a Substudy: The substudy will be conducted only in the USA. The first participants randomized in each age group in the USA, including 1 500 participants 18 to 55 years of age, 750 participants 56 to 69 years of age, and 750 participants ≥ 70 years of age, will also participate in a substudy assessing the reactogenicity and immunogenicity of AZD1222.</p> <p>Illness Visits: Participants who present with qualifying symptoms will be tested for SARS-CoV-2 and if positive, will complete illness visits.</p>	
	<p>^b Estimand is the target of estimation to address the scientific question of interest posed by the primary objective. Attributes of an estimand include the population of interest, the variable (or endpoint) of interest, the specification of how intercurrent events are reflected in the scientific question of interest, and the population-level summary for the variable.</p> <p>ACE2 = angiotensin-converting enzyme 2; AE = adverse event; AESI = adverse event of special interest; CDC = Centers for Disease Control and Prevention; COVID-19 = coronavirus disease 2019; ELISpot = enzyme-linked immunospot; GMFR = geometric mean fold rise; GMT = geometric mean titer; ICU = intensive care unit; IFN-γ = interferon-gamma; IM = intramuscular; MAAE = medically attended adverse event; MSD = Meso Scale Discovery; NP = nasopharyngeal; RT-PCR = reverse transcriptase polymerase chain reaction; qRT-PCR = quantitative reverse transcriptase polymerase chain reaction, RBD = receptor binding domain; S = Spike; SAE = serious adverse event; SARS-CoV-2 = severe acute respiratory syndrome-coronavirus-2; USA = United States of America; VE = vaccine efficacy.</p>

4 STUDY DESIGN

4.1 Overall Design

D8110C00001 is a Phase III randomized, double-blind, placebo-controlled multicenter study assessing the safety, efficacy, and immunogenicity of AZD1222 compared to saline placebo for the prevention of COVID-19. Participants will be adults ≥ 18 years of age who are healthy or have medically-stable chronic diseases, and are at increased risk for SARS-CoV-2 acquisition and COVID-19. Approximately 30 000 participants will be randomized in a 2:1 ratio to receive 2 IM doses of either 5×10^{10} vp (nominal, $\pm 1.5 \times 10^{10}$ vp) AZD1222 (n = approximately 20 000) or saline placebo (n = approximately 10 000) 4 weeks apart, on Days 1 and 29. Randomization will be stratified by age (≥ 18 and < 65 years, and ≥ 65 years), with at least 25% of participants to be enrolled in the older age stratum.

Participants who present with at least one of the qualifying symptoms listed below through Day 360 will be assessed for COVID-19. With the exception of fever, shortness of breath, or difficulty breathing, the symptom must be present for 2 or more days. Participants with a COVID-19 qualifying symptom(s) will be tested for SARS-CoV-2, and if positive will complete illness visit assessments, as presented in [Table 4](#). See [Section 8.1](#) for details on COVID-19 assessments.

COVID-19 Qualifying Symptoms

Participant must present with at least one of the following symptoms	
Duration	Symptom
No minimum duration	Fever
	Shortness of breath
	Difficulty breathing
Must be present for ≥ 2 days	Chills
	Cough
	Fatigue
	Muscle aches
	Body aches
	Headache
	New loss of taste
	New loss of smell
	Sore throat
	Congestion
	Runny nose
	Nausea
	Vomiting
Diarrhea	

Adapted from (CDC 2020).

Safety will be assessed for the duration of the study. AEs will be recorded for 28 days post each dose of study intervention (ie, until Day 29 post first dose and Day 57 post second dose), and SAEs, MAAEs, and AESIs will be recorded through Day 730. See Sections 8.3, 8.3.8, and 8.3.9 for definitions of these events.

The first participants randomized in each age group in the USA, including 1 500 participants 18 to 55 years of age, 750 participants 56 to 69 years of age, and 750 participants ≥ 70 years of age, will also participate in a substudy assessing the reactogenicity and immunogenicity of AZD1222. These 3 000 participants in the substudy will have additional assessments for predefined solicited AEs for 7 days post each dose of study intervention and for humoral and cellular immune responses. Solicited AEs are defined in Section 8.3.7.

Table 2 and Table 3 provide the SoA for the main study and the substudy, respectively.

All participants will remain on study for 2 years following administration of first dose of study intervention (Day 730). If AZD1222 is proven to be safe and efficacious based on the primary

endpoint analysis (see Section 9.4.2.1), following discussion at that time with the US FDA, other Regulators if appropriate, and the COVID-19 Vaccine DSMB, participants allocated to the placebo group may be offered AZD1222 if doses are available. Placebo participants treated with AZD1222 will continue to be followed in the study.

A PSRT will provide support for safety surveillance during the study. Additionally, an independent COVID-19 Vaccine DSMB will provide oversight, to ensure safe and ethical conduct of the study. The COVID-19 Vaccine DSMB will facilitate the interim analysis for efficacy and have the responsibility of evaluating cumulative safety and other clinical study data at regular intervals and making appropriate recommendations based on the available data. See Appendix A 5 for additional detail.

4.2 Scientific Rationale for Study Design

4.2.1 Rationale for Study Design and Participant Population

The participant population is male and female adults ≥ 18 years of age who are not immunosuppressed, but are at increased risk of SARS-Cov-2 infection due to their locations or circumstances. Inclusion of older adults is based on data that are being gathered from the ongoing University of Oxford-sponsored studies. Study COV001 (NCT04324606) enrolled adults 18 to 55 years of age. Study COV002 (NCT04400838) is pursuing an age-escalation design and it is anticipated that at least 30 adults who are 56 to 69 years of age and that at least 30 adults who are aged ≥ 70 will have received 2 doses of AZD1222 prior to initiation of this study.

Adults with medically-stable chronic diseases may participate if, according to the judgement of the investigator, hospitalization within the study period is not anticipated and the participant appears likely to be able to remain on study through the end of protocol-specified follow-up.

The study will exclude females who are pregnant or breast-feeding and individuals less than 18 years of age. Women who are pregnant or breast-feeding are excluded at this point as nonclinical developmental and reproductive toxicity studies to support vaccinating these individuals have yet to be performed. Additionally, it is planned that children and adolescents will be evaluated for their response to the vaccine once safety and efficacy have been established in adults.

Participants who have been previously diagnosed with laboratory-confirmed SARS-CoV-2 infection are excluded from study participation. Participants with previous asymptomatic or undiagnosed infection are not excluded. Participant's baseline serostatus will be determined but baseline serostatus will not be used as a basis for exclusion from the study. Participants who are seropositive at baseline are enrolled in order to gather safety data in this group as it is anticipated that, if proven to be efficacious, the vaccine will rapidly be distributed to millions

of individuals and that these individuals will not be tested for serologic evidence of previous infection prior to vaccination. Participant's baseline serostatus will be determined so that subgroup analyses for both safety and efficacy can be performed by baseline serostatus.

The study population represents the initial target population for AZD1222. If AZD1222 demonstrates efficacy for the prevention of COVID-19, the safety and immunogenicity of the vaccine in additional groups such as the immunosuppressed, pregnant women, and children and adolescents may be assessed in future studies.

4.2.2 Rationale for Study Endpoints

The efficacy endpoints in this study are analogous to endpoints used for evaluating the efficacy of influenza vaccines. These definitions have 4 components: (1) a definition of clinical illness; (2) a method of respiratory specimen sampling for the detection of associated shedding of the relevant virus; (3) an assay method for laboratory confirmation; and (4) a defined surveillance period. Assessment of AZD1222 efficacy will begin ≥ 15 days after the second dose of study intervention as this time period is considered necessary for the vaccine to induce protective immune responses.

In the substudy, solicited AEs will be collected for 7 days post each dose of study intervention, a period that has proven adequate to describe reactogenicity events in previous vaccine studies. For all participants, AEs will be collected through 28 days post each dose of study intervention. SAEs, MAAEs, and AESIs and will be collected from Day 1 through end of the study. AESIs include terms identified by the Brighton Collaboration involving events associated with vaccination in general ([SPEAC 2020](#)).

4.3 Justification for Dose

The AZD1222 dose of 5×10^{10} vp was selected based on accumulated clinical experience with this vaccine in ongoing clinical studies sponsored by the University of Oxford (see Section 2.2). Safety and immunogenicity data from an additional clinical study, MERS001 (NCT03399578), using the same ChAdOx1 vector, also helped inform dose selection.

MERS001 was the first clinical study of a ChAdOx1-vectored vaccine expressing the full-length S protein from a separate, but related, betacoronavirus. ChAdOx1 MERS has been given to 31 participants to date at doses ranging from 5×10^9 vp to 5×10^{10} vp. Despite higher reactogenicity observed at the 5×10^{10} vp, this dose was safe, with self-limiting AEs and no serious adverse reactions recorded. The 5×10^{10} vp was the most immunogenic, in terms of inducing neutralizing antibodies against MERS-CoV using a live virus assay ([Folegatti et al 2020a](#)). Given the immunogenicity findings and safety profile observed with the ChAdOx1-vectored vaccine against MERS-CoV, the 5×10^{10} vp dose was chosen for AZD1222. See the AZD1222 IB.

Based on accumulating nonclinical and clinical data gathered for AZD1222 as well as for other SARS-CoV-2 vaccines in development, a 2-dose regimen was selected for the study in order to enhance the immune responses to the virus (AZD1222 IB).

In an NHP challenge study, 6 macaques received a second dose of AZD1222 4 weeks after the first dose. The second dose resulted in increases in both ELISA and neutralizing antibody titers, and fewer areas of the lung contained viral RNA in prime boost group compared to the prime group. In a porcine model, 3 pigs also received a second dose of AZD1222 4 weeks after the first dose. In the animals that received the booster dose, both antibodies to the SARS-CoV-2 RBD and neutralizing antibodies were boosted after the second dose.

In Study COV001, 10 participants received a second dose of AZD1222 4 weeks after the first dose. Antibody responses to both the first and second doses were evaluated using an ELISA assay, through the MSD platform and by both neutralization and pseudo-neutralization assays. Notable increases in antibody levels to the S protein were seen with the ELISA assay and increases to both the S protein and RBD were noted using the MSD platform. Similarly, increases in antibody levels following the second dose were also seen with neutralization and pseudo-neutralization assays. Though based on small numbers, the second dose of the vaccine appeared to result in a lower rate of systemic solicited AEs.

The 4-week interval was selected based on the interval used in the nonclinical studies and Study COV001.

4.4 End of Study Definition

A participant is considered to have completed the study if he/she has completed all phases of the study including the last scheduled procedure shown in the SoA (Section 1.3).

The end of the study is defined as the date of the last scheduled procedure shown in the SoA (Section 1.3) for the last participant in the study globally.

5 STUDY POPULATION

Prospective approval of protocol deviations to recruitment and enrollment criteria, also known as protocol waivers or exemptions, is not permitted.

5.1 Inclusion Criteria

Participants are eligible to be included in the study only if all of the following criteria apply:

Age

- 1 Adult, ≥ 18 years of age at the time of consent

Type of Participant

- 2 Increased risk of SARS-CoV-2 infection
 - Defined as adults whose locations or circumstances put them at appreciable risk of exposure to SARS-CoV-2 and COVID-19, based on available risk assessment contemporaneous to enrollment (believed to be at risk/exposure)
- 3 Medically stable such that, according to the judgment of the investigator, hospitalization within the study period is not anticipated and the participant appears likely to be able to remain on study through the end of protocol-specified follow-up
 - A stable medical condition is defined as disease not requiring significant change in therapy or hospitalization for worsening disease during the 3 months prior to enrollment
- 4 Able to understand and comply with study requirements/procedures (if applicable, with assistance by caregiver, surrogate, or legally authorized representative) based on the assessment of the investigator

Reproduction

- 5 Contraceptive use by women should be consistent with local regulations regarding the methods of contraception for those participating in clinical studies
- 6 Female participants
 - (a) Women of childbearing potential must:
 - Have a negative pregnancy test on the day of screening and on Day 1
 - Use one highly effective form of birth control for at least 28 days prior to Day 1 and agree to continue using one highly effective form of birth control through 60 days following administration of the second dose of study intervention. A highly effective method of contraception is defined as one that can achieve a failure rate of less than 1% per year when used consistently and correctly (see [Table 6](#)). Periodic abstinence, the rhythm method, and withdrawal are NOT acceptable methods of contraception.
 - (b) Women are considered of childbearing potential unless they meet either of the following criteria:
 - Surgically sterilized (including bilateral tubal ligation, bilateral oophorectomy, or hysterectomy), or
 - Post-menopausal
 - For women aged < 50 years, post-menopausal is defined as having both:
 - A history of ≥ 12 months amenorrhea prior to randomization, without an alternative cause, following cessation of exogenous sex-hormonal treatment, and

- A follicle-stimulating hormone level in the post-menopausal range
 Until follicle-stimulating hormone is documented to be within menopausal range, the participant is to be considered of childbearing potential
- For women aged ≥ 50 years, post-menopausal is defined as having a history of ≥ 12 months amenorrhea prior to randomization, without an alternative cause, following cessation of exogenous sex-hormonal treatment

Table 6 Highly Effective Methods of Contraception

Barrier Methods	Hormonal Methods
<ul style="list-style-type: none"> • Intrauterine device • Intrauterine hormone-releasing system (IUS)^a • Bilateral tubal occlusion • Vasectomized partner^b • Sexual abstinence^c 	<ul style="list-style-type: none"> • Combined (estrogen- and progestogen-containing hormonal contraception) <ul style="list-style-type: none"> ○ Oral (combined pill) ○ Injectable ○ Transdermal (patch) • Progestogen-only hormonal contraception <ul style="list-style-type: none"> ○ Oral ○ Injectable ○ Implantable

^a This is also considered a hormonal method

^b Provided that partner is the sole sexual partner of the woman of childbearing potential study participant and that the vasectomized partner has received medical assessment of the surgical success

^c Sexual abstinence is considered a highly effective method only if defined as refraining from heterosexual intercourse during the entire period of the study and if it is the preferred and usual lifestyle of the participant

Informed Consent

- 7 Capable of giving signed informed consent as described in [Appendix A](#), which includes compliance with the requirements and restrictions listed in the ICF and in this protocol

5.2 Exclusion Criteria

Participants are excluded from the study if any of the following criteria apply:

Medical Conditions

- 1 History of allergy to any component of the vaccine
- 2 History of Guillain-Barré syndrome or any other demyelinating condition
- 3 Significant infection or other acute illness, including fever > 100 °F (> 37.8 °C) on the day prior to or day of randomization
- 4 History of laboratory-confirmed SARS-CoV-2 infection

- 5 Any confirmed or suspected immunosuppressive or immunodeficient state, including asplenia
- 6 Recurrent severe infections and use of immunosuppressant medication within the past 6 months (≥ 20 mg per day of prednisone or its equivalent, given daily or on alternate days for ≥ 15 days within 30 days prior to administration of study intervention)
The following exceptions are permitted:
 - Topical/inhaled steroids or short-term oral steroids (course lasting ≤ 14 days)
 - Human immunodeficiency virus-positive stable participants on stable antiretroviral therapy, eg, (NIH 2020, Waldrop et al 2016)
- 7 History of primary malignancy except for:
 - (a) Malignancy with low potential risk for recurrence after curative treatment (for example, history of childhood leukaemia) or metastasis (for example, indolent prostate cancer) in the opinion of the site investigator.
 - (b) Adequately treated non-melanoma skin cancer or lentigo maligna without evidence of disease
 - (c) Adequately treated uterine cervical carcinoma in situ without evidence of disease
 - (d) Localized prostate cancer
- 8 Clinically significant bleeding disorder (eg, factor deficiency, coagulopathy, or platelet disorder), or prior history of significant bleeding or bruising following IM injections or venepuncture
- 9 Severe and/or uncontrolled cardiovascular disease, respiratory disease, gastrointestinal disease, liver disease, renal disease, endocrine disorder, and neurological illness, as judged by the Investigator (mild/moderate well-controlled comorbidities are allowed)
- 10 Any other significant disease, disorder, or finding that may significantly increase the risk to the participant because of participation in the study, affect the ability of the participant to participate in the study, or impair interpretation of the study data

Prior/Concomitant Therapy

- 11 Receipt of, or planned receipt of investigational products indicated for the treatment or prevention of SARS-CoV-2 or COVID-19
Note: For participants who become hospitalized with COVID-19, receipt of licensed treatment options and/or participation in investigational treatment studies is permitted
- 12 Receipt of any vaccine (licensed or investigational) other than licensed influenza vaccines within 30 days prior to and after administration of study intervention
- 13 Receipt of immunoglobulins and/or any blood products within 3 months prior to administration of study intervention or expected receipt during the period of study follow-up

Other Exclusions

- 14 Involvement in the planning and/or conduct of this study (applies to both Sponsor staff and/or staff at the study site)
- 15 For women only - currently pregnant (confirmed with positive pregnancy test) or breast-feeding
- 16 Has donated ≥ 450 mL of blood products within 30 days prior to randomization or expects to donate blood within 90 days of administration of second dose of study intervention

5.3 Lifestyle Considerations

- 1 Participants must follow the contraception requirements outlined in Section 5.1
- 2 Restrictions relating to concomitant medications are described in Section 6.5
- 3 Agree to wear digital health device if diagnosed with COVID-19 as described in Section 8.1.2.2

5.4 Screen Failures

Screen failures are defined as participants who consent to participate in the clinical study but are not subsequently randomly assigned to study intervention. A minimal set of screen failure information is required to ensure transparent reporting of screen failure participants to meet the Consolidated Standards of Reporting Trials publishing requirements and to respond to queries from regulatory authorities. Minimal information includes demography, screen failure details, eligibility criteria, and any SAEs.

Individuals who do not meet the criteria for participation in this study (screen failure) may be rescreened. Only a single rescreening is allowed in the study. Rescreened participants are required to sign a new ICF (Appendix A 3), and will be assigned a new participant number.

6 STUDY INTERVENTION

In general, study intervention is defined as any investigational intervention(s), marketed product(s), or placebo intended to be administered to or medical device(s) utilized by a study participant according to the study protocol. For this study, study intervention is defined as AZD1222 or saline placebo (Table 7). The third party medical device used for assessment of COVID-19 symptoms (ie, digital health device [Section 8.1.2.2]) is not considered a study intervention.

6.1 Study Interventions Administered

6.1.1 Investigational Products

Table 7 Investigational Products

Intervention Name	AZD1222	Placebo
Type	Vaccine	Placebo
Dose Formulation	10 mM histidine, 7.5% (w/v) sucrose, 35 mM sodium chloride, 1 mM magnesium chloride, 0.1% (w/v) polysorbate 80, 0.1 mM edetate disodium, 0.5% (w/v) ethanol, at pH 6.6.	0.9% (w/v) saline
Unit Dose Strength(s)	$\geq 0.7 \times 10^{11}$ vp/mL	
Dosage Level(s)	5×10^{10} vp (nominal, $\pm 1.5 \times 10^{10}$ vp)	
Route of Administration	Intramuscular	Intramuscular
Use	Experimental	Placebo
IMP and NIMP	IMP	IMP
Sourcing	Provided centrally by the Sponsor	Sourced locally
Packaging and Labeling	Will be provided in vials within a carton. Each carton and vial will be labelled as required per country requirement	Not applicable
Current/Former Name or Alias	ChAdOx1 nCoV-19	Not applicable

IMP = investigational medicinal product; NIMP = non-investigational medical product; vp = viral particles; w/v = weight/volume.

AZD1222

AZD1222 will be supplied by the Sponsor as a vial solution for injection. It is a sterile, clear to slightly opaque solution, practically free from visible particles, with a label-claim volume of 5 mL.

Unopened vials of AZD1222 vials must be stored at 2-8 °C (36-46 °F) for the duration of assigned shelf-life and must not be frozen. AZD1222 must be kept in original packaging until use to prevent prolonged light exposure.

Placebo

Commercially available 0.9% (w/v) saline for injection will be sourced locally for placebo.

6.1.2 Dosing Instructions

Participants will receive 2 doses of either AZD1222 or placebo; the first dose will be administered on Day 1 and the second dose on Day 29 (see [Table 2](#) and [Table 3](#)).

It is recommended that the study interventions be administered as an IM injection into the deltoid of the non-dominant arm. Other injection sites may be used if necessary.

All study participants will be observed in the clinic for at least 15 minutes after vaccination.

Allergic reactions to vaccines are possible. Therefore, appropriate drugs and medical equipment to treat acute anaphylactic reactions must be immediately available, and study personnel must be trained to recognize and treat anaphylaxis.

6.2 Preparation/Handling/Storage/Accountability

- 1 The investigator or designee must confirm appropriate temperature conditions have been maintained during transit for all study intervention received and any discrepancies are reported and resolved before use of the study intervention.
- 2 Only participants enrolled in the study may receive study intervention and only authorized site staff may supply or administer study intervention. All study intervention must be stored in a secure, environmentally controlled, and monitored (manual or automated) area in accordance with the labelled storage conditions with access limited to the investigator and authorized site staff.
- 3 The investigator, institution, or the head of the medical institution (where applicable) is responsible for study intervention accountability, reconciliation, and record maintenance (ie, receipt, reconciliation, and final disposition records).
- 4 Further guidance and information for the final disposition of unused study interventions are provided in the Pharmacy Manual or specified handling instructions.

6.2.1 Dose Preparation and Administration

6.2.1.1 AZD1222

Doses of AZD1222 must be prepared by the unblinded pharmacist (or designee in accordance with local and institutional regulations) using aseptic technique. Each dose is prepared by withdrawing 0.5 mL from a vial of AZD1222 in a sterile syringe.

AZD1222 does not contain preservatives. Each vial must be assigned a beyond-use-date of 4 hours from first needle puncture of the AZD1222 vial, after which any unused portion must be discarded.

Once an AZD1222 dose is drawn into a syringe for administration, the dose must be administered within the beyond-use-date of the vial. If AZD1222 dose administration is not completed within the 4-hour vial beyond-use-date, a new dose must be prepared from a new vial.

Each vial of AZD1222 has a label-claim volume of 5 mL and can provide up to ten 0.5 mL doses.

6.2.1.2 Placebo

Doses of placebo must be prepared by the unblinded pharmacist (or designee in accordance with local and institutional regulations) using aseptic technique. Each placebo dose is prepared by withdrawing 0.5 mL from a 0.9% (w/v) saline vial or IV bag in a sterile syringe. If 0.9% (w/v) saline is extracted from IV bags, the manufacturers recommendation for maximum number of needle punctures of the IV bag port must not be exceeded.

Saline (0.9% [w/v]) does not contain preservatives. Each IV bag or vial must be assigned a beyond use date of 4 hours from first needle puncture, after which any unused portion must be discarded.

Once a placebo dose is drawn into a syringe for administration, the dose must be administered within the beyond-use-date of the vial/IV bag. If placebo dose administration is not completed within the 4-hour vial/IV bag beyond-use-date, a new dose must be prepared from a new vial or IV bag.

6.3 Measures to Minimize Bias: Randomization and Blinding

6.3.1 Randomization

All participants will be centrally assigned to randomized study intervention using an IRT. Before the study is initiated, user guides, the log in information, and directions for the IRT will be provided to each study site. Randomization will be stratified by age (≥ 18 to < 65 years, and ≥ 65 years), with at least 25% of participants to be enrolled in the older age stratum.

Where a participant does not meet all the eligibility criteria but incorrectly received study intervention, the investigator should inform the Study Physician immediately, and a discussion should occur between the Study Physician and the investigator regarding whether to continue or discontinue the participant.

6.3.2 Blinding

Neither the participant nor any of the investigators or Sponsor staff who are involved in the treatment or clinical evaluation and monitoring of the participants will be aware of the study intervention received. Since AZD1222 and placebo are visually distinct prior to dose preparation (due to differences in container closure), IMP will be handled by an unblinded pharmacist (or designee in accordance with local and institutional regulations) at the study site. Once drawn into syringes for administration, AZD1222 and placebo are not visually distinct from each other.

The IRT will provide the investigator(s) or pharmacists a dose tracking number to be allocated to the participant at the dispensing visit. Routines for this will be described in the IRT user manual that will be provided to each study site.

The randomization code should not be broken except in medical emergencies when the appropriate management of the participant requires knowledge of the treatment randomization. The investigator documents and reports the action to the Sponsor, without revealing the treatment given to participant to the Sponsor staff.

The Sponsor retains the right to break the code for SAEs that are unexpected and are suspected to be causally related to an investigational medicinal product and that potentially require expedited reporting to regulatory authorities. Randomization codes will not be broken for the planned analyses of data until all decisions on the evaluability of the data from each individual participant have been made and documented.

6.3.3 Procedures for Unblinding

The IRT will be programmed with blind-breaking instructions. In case of an emergency, in which the knowledge of the specific blinded study intervention will affect the immediate management of the participant's condition (eg, antidote available), the investigator has the sole responsibility for determining if unblinding of a participants' intervention assignment is warranted. Participant safety must always be the first consideration in making such a determination. If a participant's intervention assignment is unblinded, the Sponsor must be notified within 24 hours after breaking the blind.

6.4 Study Intervention Compliance

When participants are dosed at the study site, they will receive study intervention directly from the investigator or designee, under medical supervision. The date, and time if applicable, of dose administered will be recorded in the source documents and recorded in the eCRF. The dose of study intervention and study participant identification will be confirmed at the time of dosing by a member of the study site staff other than the person administering the study intervention.

6.5 Concomitant Therapy

Any medication or vaccine (including over-the-counter or prescription medicines) that the participant is receiving at the time of enrollment or receives during the period specified in the SoA (Section 1.3), must be recorded in the eCRF along with the information listed below. Vitamins and/or herbal supplements are not to be recorded.

- Reason for use
- Dates of administration including start and end dates

- Dosage information including dose and frequency

The Study Physician should be contacted if there are any questions regarding concomitant or prior therapy.

6.5.1 Permitted Concomitant Medications

Participants may take concomitant medications prescribed by their primary care provider for management of chronic medical conditions and/or for health maintenance. Primary care providers, or where appropriate investigators, should prescribe appropriate concomitant medications or treatments deemed necessary to provide full supportive care and comfort during the study. Participants who develop COVID-19 after receiving study intervention should be treated with licensed medications and interventions according to standard of care. All routine vaccinations other than influenza are permitted beginning > 30 days after last dose of study intervention. Licensed influenza vaccines are permitted at any time.

6.5.2 Prohibited Concomitant Medications

The following medications are prohibited and the Sponsor must be notified if a participant receives any of these prohibited medications. The use of the following concomitant medications and/or vaccines, however, will not definitively require withdrawal of the participant from the study, but may determine a participant's eligibility to receive a second dose or evaluability in the per-protocol analysis set.

If a participant receives a prohibited concomitant medication, the investigator in consultation with the Sponsor will evaluate any potential impact on receipt of study intervention based on time the medication was administered, the medication's pharmacology and pharmacokinetics, and whether the medication will compromise the participant's safety or interpretation of the data (see Section 7.1).

- Investigational products indicated for the treatment or prevention of SARS-CoV-2 or COVID-19
Note: For participants who become hospitalized with COVID-19, receipt of licensed treatment options and/or participation in investigational treatment studies is permitted
- Receipt of any vaccine (licensed or investigational) other than licensed influenza vaccines within 30 days prior to and after administration of study intervention
- Glucocorticoids at a dose ≥ 20 mg/day of prednisone or equivalent given daily or on alternate days for ≥ 14 consecutive days between randomization and the participant's scheduled final visit
- Other systemically administered drugs with significant immunosuppressive activity, such as azathioprine, tacrolimus, cyclosporine, methotrexate, or cytotoxic chemotherapy between randomization and the participant's scheduled final visit

- Immunoglobulins and/or any blood product

6.6 Dose Modification

Study intervention will be administered as described in Section 6.1.2. Dose modification is not permitted.

6.7 Intervention After the End of the Study

There is no intervention after the end of the study (see definition in Section 4.4).

7 DISCONTINUATION OF STUDY INTERVENTION AND PARTICIPANT DISCONTINUATION/WITHDRAWAL

7.1 Discontinuation of Study Intervention

Each participant will receive 2 doses of study intervention (see Section 6). An individual participant will not receive the first or second dose of study intervention if any of the following occur in the participant in question:

- 1 Withdrawal of consent after signing informed consent
- 2 Participant meets one or more of the exclusion criteria or fails to meet all inclusion criteria for study participation
- 3 Laboratory-confirmed SARS-CoV-2 infection
- 4 Participant is pregnant or nursing
- 5 Any allergic reaction including anaphylaxis that is assessed as related to study intervention
- 6 Any SAE assessed as related to study intervention
- 7 Any AE that, in the judgment of the site investigator, is related to study intervention and may jeopardize the safety of the study participant
- 8 Receipt of a prohibited concomitant medication that may jeopardize the safety of the study participant or interpretation of the data

Each participant who has received at least one dose of study intervention will be followed for the full study period unless consent is withdrawn specifically from further study participation, or the participant is lost to follow-up. Participants who have not received study intervention, regardless of reason, will not be followed.

7.1.1 Study Suspension or Termination

The Sponsor reserves the right to temporarily suspend or permanently terminate this study or a component of the study at any time. The reasons for temporarily suspending the study may include, but are not limited, to the following:

- Any death, SAE, or other safety finding assessed as related to study intervention that in the opinion of the Sponsor may preclude further administration of study intervention

No additional participants will be randomized or treated with study intervention until review by the COVID-19 Vaccine DSMB is complete (see Appendix A 5 for COVID-19 Vaccine DSMB information).

7.2 Participant Withdrawal from the Study

- A participant may withdraw from the study at any time at his/her own request, or may be withdrawn at any time at the discretion of the investigator for safety, behavioral, compliance, or administrative reasons. This is expected to be uncommon.
- A participant who considers withdrawing from the study must be informed by the investigator about modified follow-up options (eg, telephone contact, a contact with a relative or treating physician, or information from medical records).
- If the participant withdraws consent for disclosure of future information, the Sponsor may retain and continue to use any data collected before such a withdrawal of consent.
- If a participant withdraws from the study, it should be confirmed if he/she still agrees for existing samples to be used in line with the original consent. If he/she requests withdrawal of consent for use of samples, destruction of any samples taken should be carried out in line with what was stated in the informed consent and local regulation. The investigator must document the decision on use of existing samples in the site study records and inform the Sponsor Study Team.

7.3 Lost to Follow-up

A participant will be considered lost to follow-up if he or she repeatedly fails to return for scheduled visits and is unable to be contacted by the study site.

The following actions must be taken if a participant fails to return to the clinic for a required study visit:

- The study site must attempt to contact the participant and reschedule the missed visit as soon as possible and counsel the participant on the importance of maintaining the assigned visit schedule and ascertain whether or not the participant wishes to and/or should continue in the study.
- Before a participant is deemed lost to follow-up, the investigator or designee must make every effort to regain contact with the participant (where possible, 3 telephone calls and, if necessary, a certified letter to the participant's last known mailing address or local

equivalent methods). These contact attempts should be documented in the participant's medical record.

- Should the participant continue to be unreachable, he/she will be considered to have withdrawn from the study.

Discontinuation of specific sites or of the study as a whole are handled as part of [Appendix A](#).

8 STUDY ASSESSMENTS AND PROCEDURES

- Study procedures and their timing are summarized in the SoA (Section [1.3](#)). Protocol waivers or exemptions are not allowed.
- Immediate safety concerns should be discussed with the Sponsor immediately upon occurrence or awareness to determine if the participant should continue or discontinue study intervention.
- Adherence to the study design requirements, including those specified in the SoA (Section [1.3](#)) is essential and required for study conduct.
- All screening evaluations must be completed and reviewed to confirm that potential participants meet all eligibility criteria. The investigator will maintain a screening log to record details of all participants screened and to confirm eligibility or record reasons for screening failure, as applicable.
- Procedures conducted as part of the participant's routine clinical management (eg, blood count) and obtained before signing of the ICF may be utilized for screening or baseline purposes provided the procedures met the protocol-specified criteria and were performed within the time frame defined in the SoA.

8.1 Efficacy Assessments

8.1.1 Monitoring COVID-19 Symptoms

Study sites will contact participants weekly (telephone/email/text) through Day 360 with reminders to monitor for COVID-19 symptoms. Participants who present with at least one of the COVID-19 qualifying symptoms listed below must contact the study team. With the exception of fever, shortness of breath, or difficulty breathing, the symptom must be present for 2 or more days. During the 7 days following administration of each dose of study intervention, investigator judgement should be used to determine which participants should initiate illness visits as symptoms may be due to the reactogenicity of the study intervention as opposed to potentially due to infection with SARS-CoV-2.

If a participant presents with a COVID-19 qualifying symptom(s) on Days 1-3, the nasal swab collected on Day 1 will be tested locally for SARS-CoV-2 (see Section [8.6.1.1](#)). If positive, the participant will be instructed to initiate illness visits. If negative, the participant will continue with scheduled assessments per their assigned study (ie, main study [[Table 2](#)] or substudy [[Table 3](#)]).

Participants who present with a COVID-19 qualifying symptom(s) after Day 3 will be instructed to initiate illness visits and be tested for SARS-CoV-2.

COVID-19 Qualifying Symptoms

Participant must present with at least one of the following symptoms	
Duration	Symptom
No minimum duration	Fever
	Shortness of breath
	Difficulty breathing
Must be present for ≥ 2 days	Chills
	Cough
	Fatigue
	Muscle aches
	Body aches
	Headache
	New loss of taste
	New loss of smell
	Sore throat
	Congestion
	Runny nose
	Nausea
	Vomiting
Diarrhea	

Adapted from [\(CDC 2020\)](#).

8.1.2 Illness Visits

Symptomatic participants (as defined in Section 8.1.1) will be instructed to visit the study site for initiation of illness assessments (Table 4); where supported, home or mobile visits may be substituted for the site visits. Symptomatic participants will complete the Day 1 illness visit and will be instructed to continue with the home collection requirements (eg, digital health device and Illness e-Diary recordings, and saliva samples). SARS-CoV-2 RT-PCR results will be available during the home collection period and participants will be informed of their status. The results of the COVID-19 RT-PCR testing should also be reported to the participants' primary care providers. Only participants who test positive will be instructed to continue with the illness visits, including home collection of saliva samples and digital health device and Illness e-Diary recordings. Participants who test negative for SARS-CoV-2 will be instructed to stop all illness visit assessments and return the digital health device. Participants

will continue with follow-up visits per their assigned study (ie, main study [[Table 2](#)] or substudy [[Table 3](#)]).

8.1.2.1 SARS-CoV-2 Testing and Other Virology Assessments

At the Day 1 illness visit, mid-turbinate nasal swabs and nasopharyngeal swabs will be collected and tested for SARS-COV-2 by authorized RT-PCR assays (see Section [8.6.1.1](#)).

Saliva will be collected during site illness visits and by self-collection at home throughout the illness visits to quantify duration of viral shedding. Other virology assessments are described in Section [8.6](#).

8.1.2.2 Digital Health Device

At the Day 1 illness visit, participants will receive a wearable, digital health device (eg, Current Health Monitoring System) and be trained on use of the biosensor. The digital health device will continuously track biophysical parameters, including but not limited to, serial measurements of skin temperature, heart rate, respiratory rate, blood oxygen saturation, and physical activity.

Data will be obtained from the biosensor and transmitted via a wireless hub from the participant to the vendor platform. The vendor platform will be monitored remotely 24 hours a day by a team which includes registered nurses. The monitoring team will receive technical alerts if there are data or device issues, and physiologic alerts if participants' vital signs meet prespecified criteria. The physiologic alerts are intended to provide an early indication of worsening health status that would allow the monitoring team and investigator to provide appropriate follow-up. All alerts will be triaged and followed up by the monitoring team according to agreed-upon monitoring protocols. A registered nurse will review the alerts requiring clinical attention and will apply clinical judgement (based on the Schmitt-Thompson COVID-19 - Diagnosed or Suspected After Hours Telephone Triage Protocols) ([Schmitt-Thompson 2020](#)) to determine which alerts can be addressed directly with the participant via telephone, and which alerts should be escalated to the on-call clinician at the site. If escalation is required, the nurse will contact the on-call clinician by telephone and the clinician will then be responsible for subsequent follow-up. For all technical and physiologic alerts, details regarding the nature of the alert and action taken will be documented within the Current Health Monitoring System and an informational email will be sent to the investigator within 2 hours for further follow-up if required. The data from the biosensor and remote monitoring are not intended to substitute for protocol-mandated standard safety monitoring, participant self-reporting, or participant oversight, which remains the responsibility of the investigator.

Along with the device, participants will be provided with a paper-based Quick Start Guide containing general instructions for the device as well as frequently asked questions. A reference copy of the document will be retained in the Site Master File.

Participants who test positive for SARS-CoV-2 will be instructed to continue wearing the digital health device until the COVID-19-associated symptoms resolve or until the Day 28 illness visit. Participants who test negative and stop the illness visits will be instructed to return the digital health device.

8.1.2.3 Illness e-Diary

An Illness e-Diary will be used to collect self-reported information about COVID-19-associated symptoms (listed below per CDC ([CDC 2020](#))). At the Day 1 illness visit, participants (or, if applicable, their caregiver, surrogate, or legally authorized representative) will be given access to the Illness e-Diary and trained by study staff on how to record the information and assess the severity of the symptoms.

Participants who test positive for SARS-CoV-2 will be instructed to continue recording in the Illness e-Diary until symptoms resolve or until the Day 28 illness visit. Participants who test negative will be instructed to stop Illness e-Diary recording.

Study sites will monitor the health status of participants via Illness e-Diary responses after the Day 1 illness visit, and will call participants as needed based on these responses.

COVID-19 Symptoms

- Fever
- Shortness of breath
- Difficulty breathing
- Chills
- Cough
- Fatigue
- Muscle aches
- Body aches
- Headache
- New loss of taste
- New loss of smell
- Sore throat
- Congestion
- Runny nose
- Nausea
- Vomiting
- Diarrhea

8.1.3 Severe COVID-19

The severity of COVID-19 will be evaluated in participants who test positive for SARS-CoV-2 by RT-PCR. A diagnosis of severe or critical COVID-19 will include laboratory-confirmed COVID-19 (SARS-CoV-2 RT-PCR-positive symptomatic illness) plus any of the following:

- Clinical signs at rest indicative of severe systemic illness (respiratory rate ≥ 30 breaths per minute, heart rate ≥ 125 beats per minute, oxygen saturation $\leq 93\%$ on room air at sea level, or partial pressure of oxygen to fraction of inspired oxygen ratio < 300 mm Hg)
- Respiratory failure (defined as needing high-flow oxygen, noninvasive ventilation, mechanical ventilation or extracorporeal membrane oxygenation)
- Evidence of shock (systolic blood pressure < 90 mm Hg, diastolic blood pressure < 60 mm Hg, or requiring vasopressors)
- Significant acute renal, hepatic, or neurologic dysfunction
- Admission to an intensive care unit
- Death

8.1.4 Medical Notes Review

With the participant's consent, the study team will request access to medical notes or submit a data collection form for completion by attending clinical staff on any medically-attended COVID-19 episodes. Any data relevant for assessment of the efficacy endpoints or vaccine-associated enhanced respiratory disease (see Section 8.3.9) will be collected. These are likely to include, but not limited to, information on intensive care unit admissions, clinical parameters such as oxygen saturation, respiratory rates and vital signs, need for oxygen therapy, need for ventilatory support, imaging, blood tests results, and overall outcome (survival or death).

8.1.5 Monitoring for Asymptomatic Infection

Blood samples will be collected according to the SoA (Section 1.3) for SARS-CoV-2 serology testing to monitor participants for asymptomatic infection. See description of assessment in Section 8.5.2.1.

8.2 Safety Assessments

Planned time points for all safety assessments are provided in the SoA (Section 1.3).

8.2.1 Physical Examinations

A complete physical examination will be performed at screening followed by targeted physical examinations as specified in the SoA (Section 1.3).

- A complete physical examination will include, but not be limited to, assessment of height, weight, general appearance, head, ears, eyes, nose, throat, neck, skin, as well as cardiovascular, respiratory, abdominal, and nervous systems. Each clinically significant abnormal finding at screening will be recorded in the medical history.
- A targeted physical examination will include areas suggested by the medical history. Each clinically significant abnormal finding following vaccination will be recorded as an AE.
- All physical examinations will be performed by a licensed healthcare provider (eg, physician, physician assistant, or licensed nurse practitioner).

8.2.2 Vital Signs

Vital signs, including heart rate, pulse oximetry, blood pressure, and body temperature, will be performed as specified in the SoA (Section 1.3). The participant should be resting prior to the collection of vital signs.

Data collected through the digital health device on heart rate, respiratory rate, temperature, and oxygen saturation level will be recorded as exploratory efficacy measurements and should not be reported as AEs unless resulting in an MAAE or SAE.

Situations in which vital sign results should be reported as AEs are described in Section 8.3.5.

8.2.3 Clinical Laboratory Assessments

A Laboratory Manual will be provided to the sites that specifies the procedures for collection, processing, storage, and shipment of samples, as well as laboratory contact information, specific to this clinical study.

For women participants of childbearing potential, a urine sample for pregnancy testing will be collected according to the SoA (Section 1.3). Urine pregnancy tests for β -hCG may be performed at the site using a licensed test (dipstick). If urine tests positive or indeterminate, a quantitative serum β -hCG will be performed for confirmation.

Additional safety samples may be collected if clinically indicated at the discretion of the investigator

8.3 Adverse Events and Serious Adverse Events

The principal investigator is responsible for ensuring that all staff involved in the study are familiar with the content of this section.

The definitions of an AE or SAE can be found in [Appendix B](#).

All AEs are considered to be unsolicited AEs (collected by ‘open question’ at study visits) unless categorized as solicited AEs recorded in the substudy only.

Solicited AEs are local or systemic predefined events for assessment of reactogenicity. Solicited AEs will be collected in a Solicited AE e-Diary only for participants in the substudy (see Section [8.3.7](#)), and will be assessed separately from the (unsolicited) AEs collected during the study.

General information for AEs in this protocol excludes solicited AEs.

AEs will be reported by the participant (or, when appropriate, by a caregiver, surrogate, or the participant's legally authorized representative).

The investigator and any designees are responsible for detecting, documenting, and recording events that meet the definition of an AE.

8.3.1 Time Period and Frequency for Collecting AE and SAE Information

AEs will be recorded for 28 days post each dose of study intervention.

Solicited AEs will be recorded only for participants in the substudy for 7 days post each dose of study intervention.

SAEs will be recorded from the time of signature of the informed consent form through the last participant contact.

MAAEs and AESIs will be recorded from Day 1, post treatment, through the last participant contact.

See the SoA (Section [1.3](#)) for the scheduled timepoints.

If the investigator becomes aware of an SAE with a suspected causal relationship to the study intervention that occurs after the end of the clinical study in a participant treated by him or her, the investigator shall, without undue delay, report the SAE to the Sponsor.

8.3.2 Follow-up of AEs and SAEs

Any AEs that are unresolved at the participant's last AE assessment in the study are followed up by the investigator for as long as medically indicated, but without further recording in the

eCRF. The Sponsor retains the right to request additional information for any participant with ongoing AE(s)/SAE(s) at the end of the study, if judged necessary.

AE variables

The following variables will be collected for each AE:

- AE (verbatim)
- Date when the AE started and stopped
- Severity grade/maximum severity grade/changes in severity grade
- Whether the AE is serious or not
- Investigator causality rating against the study intervention (yes or no)
- Action taken with regard to study intervention
- AE caused participant's withdrawal from study (yes or no)
- Outcome

In addition, the following variables will be collected for SAEs:

- Date AE met criteria for SAE
- Date investigator became aware of SAE
- AE is serious due to
- Date of hospitalization
- Date of discharge
- Probable cause of death
- Date of death
- Autopsy performed
- Causality assessment in relation to study procedure(s)
- Causality assessment to other medication

The grading scales from US FDA guidance for healthy volunteers enrolled in a preventive vaccine clinical study ([FDA 2007](#)) will be utilized for all unsolicited events with an assigned severity grading.

8.3.3 Causality Collection

The investigator should assess causal relationship between study intervention and each AE, and answer 'yes' or 'no' to the question 'Do you consider that there is a reasonable possibility that the event may have been caused by the investigational product?'

For SAEs, causal relationship should also be assessed for other medication and study procedures. Note that for SAEs that could be associated with any study procedure the causal relationship is implied as ‘yes.’

A guide to the interpretation of the causality question is found in [Appendix B](#).

8.3.4 Adverse Events Based on Signs and Symptoms

All AEs spontaneously reported by the participant or reported in response to the open question from the study site staff: ‘Have you had any health problems since the previous visit/you were last asked?’, or revealed by observation will be collected and recorded in the eCRF. When collecting AEs, the recording of diagnoses is preferred (when possible) to recording a list of signs and symptoms. However, if a diagnosis is known and there are other signs or symptoms that are not generally part of the diagnosis, the diagnosis and each sign or symptom will be recorded separately.

8.3.5 Adverse Events Based on Examinations and Tests

The results from the Clinical Study Protocol-mandated vital signs will be summarized in the CSR.

Deterioration as compared to baseline in protocol-mandated vital signs should therefore only be reported as AEs if they fulfil any of the SAE or MAAE criteria or are considered to be clinically relevant as judged by the investigator (which may include but not limited to consideration as to whether treatment or non-planned visits were required).

If deterioration in a vital sign is associated with clinical signs and symptoms, the sign or symptom will be reported as an SAE or MAAE, and the associated vital sign will be considered as additional information.

8.3.6 Hy’s Law

Cases where a participant shows elevations in liver biochemistry may require further evaluation. Any occurrences of AST or ALT $\geq 3 \times$ ULN together with total bilirubin $\geq 2 \times$ ULN *and* confirmed as a Hy's Law case should be reported as an SAE.

Hy’s Law

AST or ALT $\geq 3 \times$ ULN together with TBL $\geq 2 \times$ ULN, where no other reason, other than the study intervention, can be found to explain the combination of increases, eg, elevated ALP indicating cholestasis, viral hepatitis, another drug. The elevation in transaminases must precede or be coincident with (ie, on the same day) the elevation in TBL, but there is no specified timeframe within which the elevations in transaminases and TBL must occur.

8.3.7 Solicited Adverse Events (Only for Substudy)

Local and systemic predefined solicited AEs for reactogenicity assessment (Table 8) will be collected in a Solicited AE e-Diary for 7 days following administration of each dose of study intervention only from participants in the substudy.

Solicited AEs should not be reported as unsolicited AEs (see Section 8.3). However, solicited AEs should be reported as SAEs or MAAEs if they fulfil the criteria (see Sections 8.3 and 8.3.8, respectively).

Table 8 List of Predefined Solicited Adverse Events for Reactogenicity Assessment

Local	Systemic
Pain at the site of injection	Fever (> 100 °F [> 37.8 °C]) ^a
Erythema/redness at the site of injection ^b	Chills
Tenderness	Muscle pains
Induration/swelling at the site of the injection ^b	Fatigue
	Headache
	Malaise
	Nausea
	Vomiting

^a Fever measured by any route. Investigators who consider a temperature lower than this cutoff as a fever or a ‘fever’ reported by participants without documentation by a thermometer should record the event as ‘elevated body temperature.’

^b Swelling and redness must be ≥ 0.25 inches (≥ 0.6 centimeters) in diameter.

Solicited AE e-Diary

On Day 1, participants in the substudy (or, if applicable, their caregiver, surrogate, or legally authorized representative) will be given an oral thermometer, tape measure, and access to the Solicited AE e-Diary, with instructions on use, along with the emergency 24-hour telephone number to contact the on-call study physician if needed.

Participants will be instructed to record for 7 days following administration of each dose of study intervention, the timing and severity of local and systemic solicited AEs, if applicable, and whether medication was taken to relieve the symptoms.

Severity Assessment of Solicited AEs

Severity will be assessed for solicited AEs by the participant (or, if applicable, their caregiver, surrogate, or legally authorized representative) according to toxicity grading scales modified and abridged from the US FDA guidance (FDA 2007) as defined in Appendix E. Because

solicited AEs are expected to occur after vaccination, they will not be assessed for relationship to study intervention.

8.3.8 Medically Attended Adverse Events

MAAEs will be collected according to the timepoints specified in the SoA (Section 1.3).

MAAEs are defined as AEs leading to medically-attended visits that were not routine visits for physical examination or vaccination, such as an emergency room visit, or an otherwise unscheduled visit to or from medical personnel (medical doctor) for any reason. AEs, including abnormal vital signs, identified on a routine study visit or during the scheduled illness visits will not be considered MAAEs.

8.3.9 Adverse Events of Special Interest

AESIs will be collected according to the timepoints specified in the SoA (Section 1.3).

AESIs are events of scientific and medical interest specific to the further understanding of study intervention safety profile and require close monitoring and rapid communication by the investigators to the Sponsor. An AESI can be serious or non-serious. All AESIs will be recorded in the eCRF. Serious AESIs will be recorded and reported as per Section 8.3.10.

AESIs for AZD1222 are listed below. They are based on Brighton Collaboration case definitions ([SPEAC 2020](#)), as described in [Appendix F](#). See also the AZD1222 IB, Section 5.5, for additional information on AESIs.

Brighton Collaboration AESIs

AESIs relevant to vaccination in general include:

- Neurologic
 - Generalized convulsion
 - Guillain-Barre syndrome
 - Acute disseminated encephalomyelitis
- Immunologic
 - Vasculitides
 - Anaphylaxis
 - Vaccine-associated enhanced respiratory disease
- Hematologic
 - Thrombocytopenia

8.3.10 Reporting of Serious Adverse Events

All SAEs have to be reported, whether or not considered causally related to the study intervention, or to the study procedure(s). All SAEs will be recorded in the eCRF.

If any SAE occurs in the course of the study, investigators or other site personnel will inform the appropriate Sponsor representatives within one day ie, immediately but **no later than 24 hours** of when he or she becomes aware of it.

The designated Sponsor representative will work with the investigator to ensure that all the necessary information is provided to the AstraZeneca Patient Safety data entry site **within one calendar day** of initial receipt for fatal and life-threatening events **and within 5 calendar days** of initial receipt for all other SAEs.

For fatal or life-threatening AEs where important or relevant information is missing, active follow-up will be undertaken immediately. Investigators or other site personnel will inform Sponsor representatives of any follow-up information on a previously reported SAE within one calendar day, ie, immediately but no later than 24 hours of when he or she becomes aware of it.

Once the investigators or other site personnel indicate an AE is serious in the EDC system, an automated email alert is sent to the designated Sponsor representative.

If the EDC system is not available, then the investigator or other study site staff reports an SAE to the appropriate Sponsor representative by telephone or other method.

The Sponsor representative will advise the investigator/study site staff how to proceed.

For further guidance on the definition of an SAE, see [Appendix B](#).

The reference document for definition of expectedness is the AZD1222 IB, Section 5.6.

8.3.11 Pregnancy

All pregnancies and outcomes of pregnancy with conception dates following administration of study intervention should be reported to the Sponsor, except if the pregnancy is discovered before the participant has received any study intervention.

8.3.11.1 Maternal Exposure

Female participants who are pregnant or have a confirmed positive pregnancy test at screening or Day 1 will be excluded from the study (see Section 5.2). Pregnancy itself is not regarded as an AE unless there is a suspicion that the study intervention may have interfered with the effectiveness of a contraceptive medication. Congenital abnormalities/birth defects and spontaneous miscarriages should be reported and handled as SAEs. Elective abortions without

complications should not be handled as AEs. The outcome of all pregnancies (spontaneous miscarriage, elective termination, ectopic pregnancy, normal birth or congenital abnormality) should be followed up and documented even if the participant was discontinued from the study.

If any pregnancy occurs in the course of the study, then the investigator or other site personnel informs the appropriate Sponsor representatives within **1 day**, ie, immediately but **no later than 24 hours** of when he or she becomes aware of it.

The designated Sponsor representative works with the investigator to ensure that all relevant information is provided to the AstraZeneca Patient Safety data entry site **within 1 or 5 calendar days** for SAEs (see Section 8.3.10) and **within 30 days** for all other pregnancies that are not associated with an SAEs.

The same timelines apply when outcome information is available.

The PREGREP module in the eCRF is used to report the pregnancy and the paper-based PREGOUT module may be used to report the outcome of the pregnancy.

8.3.12 Medication Error

If a medication error occurs, then the investigator or other site personnel informs the appropriate Sponsor representatives within **1 day**, ie, immediately but **no later than 24 hours** of when he or she becomes aware of it.

The designated Sponsor representative works with the investigator to ensure that all relevant information is completed within **1** (Initial Fatal/Life-Threatening or follow up Fatal/Life-Threatening) **or 5** (other serious initial and follow up) **calendar days** if there is an SAE associated with the medication error (see Section 8.3.10) and **within 30 days** for all other medication errors.

The definition of a Medication Error can be found in Appendix B 4.

8.3.13 Medical Device Deficiencies

Any deficiency observed with the digital health device (third-party medical device) will be collected and reported to the manufacturer by the investigators or other site personnel within one day ie, immediately but no later than 24 hours of when he or she becomes aware of it.

A medical device deficiency is an inadequacy of a medical device with respect to its identity, quality, durability, reliability, safety, or performance. Medical device deficiencies include malfunctions, use errors, and information supplied by the manufacturer.

The manufacturer's medical device complaint report will be used to collect the deficiency.

8.4 Overdose

For this study, any dose of study intervention exceeding that specified in the protocol will be considered an overdose.

There is no specific treatment for an overdose with AZD1222. If overdose occurs, the participant should be treated supportively with appropriate monitoring as necessary.

- An overdose with associated AEs is recorded as the AE diagnosis/symptoms on the relevant AE modules in the eCRF and on the Overdose eCRF module
- An overdose without associated symptoms is only reported on the Overdose eCRF module

If an overdose occurs in the course of the study, the investigator or other site personnel inform appropriate Sponsor representatives immediately, but **no later than 24 hours** after when he or she becomes aware of it.

The designated Sponsor representative works with the investigator to ensure that all relevant information is provided to the AstraZeneca Patient Safety data entry site **within one or 5 calendar days** for overdoses associated with an SAE (see Section 8.3.10) and **within 30 days** for all other overdoses.

8.5 Human Biological Samples

Instructions for the collection and handling of biological samples will be provided in the study-specific laboratory manual. Samples should be stored in a secure storage space with adequate measures to protect confidentiality. Further details on Handling of Human Biological Samples are provided in [Appendix C](#).

Samples will be stored for a maximum of 15 years from the date of the issue of the CSR in line with consent and local requirements, after which they will be destroyed/repatriated.

Remaining biological sample aliquots will be retained at the Sponsor or its designee for a maximum of 15 years following issue of the CSR. Additional use excludes genetic analysis unless participant has consented to the Optional Genomics Initiative, Section 8.7 and includes but is not limited to, analysis of COVID-19 and other coronavirus-related diseases or vaccine-related responses, eg, exploratory immunology, such as systems serology and profiling of B- and T-cell repertoire. The results from further analysis will not be reported in the CSR.

8.5.1 Pharmacokinetics

Pharmacokinetic parameters are not evaluated in this study.

8.5.2 Immunogenicity Assessments

Serum samples for immunogenicity assessments will be collected according to the SoA (Section 1.3). Samples will be collected, labelled, stored, and shipped as detailed in the Laboratory Manual. Results for exploratory immunogenicity analyses may be reported separately from the CSR.

8.5.2.1 SARS-CoV-2 Serology Assessments

Serum samples will be collected to assess SARS-CoV-2 antigen-specific antibody levels from all participants according to the SoA (Section 1.3). Authorized laboratories will assess serologic responses to AZD1222 by the rate of participants seroconverting from negative to positive as defined by a validated immunoassay directed at the SARS-CoV-2 S antigen. The rate of asymptomatic SARS-CoV-2 infection in participants receiving AZD1222 vs placebo will be determined by seroconversion in a SARS-CoV-2 Nucleocapsid assay operated by an authorized laboratory. Serologic assessment to S, RBD, and Nucleocapsid antigens will also be assessed quantitatively using a validated multiplexed MSD immunoassay.

8.5.2.2 SARS-CoV-2 Neutralizing Antibody Assessments

Serum samples to measure SARS-CoV-2 neutralizing antibody levels will be collected from participants in the substudy according to the timepoints specified in the SoA (Section 1.3). Authorized laboratories will measure neutralizing antibodies to SARS-CoV-2 using validated wild-type neutralization assay or pseudo-neutralization assays.

8.5.2.3 Assessment of Mucosal Responses

Nasal samples to evaluate SARS-CoV-2 antigen-specific antibody responses in nasal secretions will be collected from participants in the substudy and during illness visits according to the SoA (Section 1.3). Nasal adsorption specimens will be collected by synthetic absorptive matrix sampling as outlined in the laboratory manual. Antibody responses to SARS-CoV-2 S, RBD, and Nucleocapsid antigens may be assessed in a qualified multiplexed MSD immunoassay and stratified by antibody isotype (IgA, IgG, IgM).

8.5.2.4 Assessment of Cell-mediated Immune Responses

Cell-mediated immune responses (ie, B-cell and T-cell responses) will be assessed by characterizing PBMCs using methods that may include T-cell ELISpot assays to SARS-CoV-2 antigens, flow cytometry after intracellular cytokine staining, single-cell RNA sequencing, B-cell and T-cell receptor sequencing, and other methodology as determined by the Sponsor and/or authorized laboratories. Data on Th1/Th2 polarization after AZD1222 vaccination will be provided and may be reported separately from the CSR. Samples will be collected from approximately 300 participants in the substudy and from up to approximately the first 3 000 participants during the Day 1 illness visit, as well as participants who have a positive SARS-CoV-2 RT-PCR result at timepoints specified in the SoA (Section 1.3).

Additionally, plasma will be isolated from the whole blood samples collected to isolate PBMCs, which may be utilized for exploratory immunogenicity and biomarker analyses as outlined in Section 8.6.2.

8.5.2.5 Additional Serum Immunogenicity

Additional serum samples for exploratory immunogenicity evaluation will be obtained according to the SoA (Section 1.3). Serologic assessment to seasonal coronavirus antigens will also be assessed quantitatively using a qualified multiplexed MSD immunoassay, while anti-vector immune responses (ie ChAdOx1 neutralizing antibody responses) will characterize the induction of antibodies to the ChAdOx1 vector and the persistence of these antibodies over time. Exploratory sera samples may be utilized to investigate additional humoral and cellular immune responses as well as potential correlates of protection as determined by the Sponsor and/or authorized laboratories based upon emerging safety, efficacy, and immunogenicity data.

8.5.3 Pharmacodynamics

Pharmacodynamics are not evaluated in this study.

8.6 Human Biological Sample Biomarkers

8.6.1 Collection of Mandatory Samples for Biomarker Analysis

By consenting to participate in the study, the participant consents to participate in the mandatory research components of the study.

Samples for biomarker research are required and will be collected from participants during illness visits as specified in the SoA (Section 1.3). Mid-turbinate nasal and nasopharyngeal swabs will be collected at site illness visits for virologic assessments. Saliva samples will be collected at site illness visits and by the participants during the home-collection period. These biomarker measurements will support our understanding of potential correlates of protection, duration of immune responses, and correlations between immunogenicity and reactogenicity. Details for sample collection, processing, and testing will be provided in the Laboratory Manual.

Any results from such analyses may be reported separately from the CSR.

8.6.1.1 Virologic Assessments

Instructions for obtaining and processing mid-turbinate nasal swabs and nasopharyngeal swab samples are provided in the Laboratory Manual. Mid-turbinate nasal and nasopharyngeal swabs will be assessed by authorized RT-PCR assays for the detection of SARS-CoV-2 by local and central laboratories, respectively. Genotypic analysis of the viral S protein will be performed by next generation sequencing modalities. Additionally, a validated multiplexed

respiratory panel may be utilized to assess for the presence of other respiratory pathogens in nasopharyngeal swabs in a central laboratory operated on behalf of the Sponsor.

8.6.1.2 Assessment of Viral Shedding

Viral shedding will be assessed in saliva samples collected using a Spectrum DNA (SDNA-1000) collection kit at site illness visits or self-collected at home, by an authorized RT-PCR assay for the measurement of SARS-CoV-2. Collection of saliva sample for viral shedding is optional in Chile and Peru and may occur after a feasibility assessment has been completed.

8.6.2 Other Study-related Biomarker Research

Already collected samples may be analyzed for different biomarkers thought to play a role in COVID-19 severity or outcomes including, but not limited to serum, plasma or mucosal cytokines, quantification of RNA, micro-RNA, and/or non-coding RNA using quantitative RT-PCR, microarray, sequencing, or other technology in blood, PBMCs, or mucosal specimens to evaluate their association with observed clinical responses to AZD1222. Other study-related biomarker research excludes genetic analysis unless participant has consented to the Optional Genomics Initiative, Section 8.7.

For storage, re-use, and destruction of biomarker samples see Section 8.5.

8.7 Optional Genomics Initiative Sample

Collection of optional samples for Genomics Initiative research is also part of this study as specified in the SoA (Section 1.3) and is subject to agreement in the Optional Genetic Research Information ICF.

Blood sample for DNA isolation will be collected from participants who have consented to participate in the genetic analysis component of the study. Participation is optional. Participants who do not wish to participate in the genetic research may still participate in the study.

See [Appendix D](#) for information regarding the Genomics Initiative genetic sample. Details on processes for collection and shipment and destruction of these samples can be found either in the appendices or in the Laboratory Manual.

For storage and destruction of genetic samples see [Appendix D](#).

8.8 Medical Resource Utilization and Health Economics

Medical resource utilization and health economics are not applicable in this study.

9 STATISTICAL CONSIDERATIONS

9.1 Statistical Hypotheses

The primary efficacy endpoint is a binary response, whereby a participant is defined as a COVID-19 case if their first case of SARS-CoV-2 RT-PCR-positive symptomatic illness occurs ≥ 15 days post second dose of study intervention. Otherwise, a participant is not defined as a COVID-19 case. VE will be calculated as 1-relative risk, which is the incidence of infection in the vaccine group relative to the incidence of infection in the control group. The null hypothesis is: VE is equal to 30%. Whereas, the alternative hypothesis is: VE is not equal to 30%. That is:

- Null hypothesis: $VE = 30\%$
- Alternative hypothesis: $VE \neq 30\%$

The primary efficacy endpoint will be formally assessed at 2 time points during the study, giving an interim analysis and a primary analysis. A Lan-DeMets alpha-spending function has been used to control the overall type I error at 5% with 0.31% alpha at the interim and 4.9% at the primary analysis. At the interim analysis, the VE will be presented with a 2-sided 99.69% CI, and statistical significance will be achieved if the 2-sided 99.69% CI is $> 30\%$. The success criterion for the interim analysis will be statistical significance with an observed VE point estimate of at least 50%. At the primary analysis VE will be presented with a 2-sided 95.10% CI, and statistical significance will be achieved if the 2-sided 95.10% CI is $> 30\%$. The success criterion for the primary analysis of the study will be statistical significance with an observed VE point estimate of at least 50%.

9.2 Sample Size Determination

Approximately 33 000 participants will be screened such that approximately 30 000 participants will be randomized in a 2:1 ratio to receive 2 IM doses of either 5×10^{10} vp (nominal, $\pm 1.5 \times 10^{10}$ vp) AZD1222 (the active group, $n =$ approximately 20 000) or saline placebo (the control group, $n =$ approximately 10 000) 4 weeks apart.

Note: 'Enrolled' means a participant's, or their legally acceptable representative's, agreement to participate in a clinical study following completion of the informed consent process. Potential participants who are screened for the purpose of determining eligibility for the study, but are not randomly assigned/assigned in the study, are considered 'screen failures,' unless otherwise specified by the protocol.

The sample size calculations are based on the primary efficacy endpoint and were derived following a modified Poisson regression approach (Zou 2004). The calculations account for an interim and primary analysis, and the timing of these analyses will be driven by the number of events observed in the study. The interim analysis will be carried out when approximately

50% of the total amount of statistical information is available. A Lan-DeMets alpha-spending function has been used to account for multiplicity, where the Type I error at the interim and primary analyses is with 0.31% alpha at the interim analysis and 4.9% at the primary analysis such that the overall Type I error is controlled at 5%. The calculations assume minimal loss to follow-up as it is anticipated that participants will remain engaged in the study. All participants will be followed for the entire duration of the study.

For the primary efficacy analysis, approximately 150 events meeting the primary efficacy endpoint definition are required across the active and control groups within the population of participants who are not seropositive at baseline to detect a VE of 60% with > 90% power. These calculations assume an observed attack rate of approximately 0.8% and are based on a 2-sided test, where the lower bound of the 2-sided 95.10% CI for VE is required to be greater than 30% with an observed point estimate of at least 50%.

An interim efficacy analysis will be conducted when approximately 75 events meeting the primary efficacy endpoint definition have been reported across the active and control groups within the population of participants who are not seropositive at baseline, which will give > 70% power to detect a VE of 70% and > 90% power to detect a VE of 75%. These calculations assume an observed attack rate of approximately 0.4% and are based on a 2-sided test, where the lower bound of the 2-sided 99.69% CI for VE is required to be greater than 30% with an observed point estimate of at least 50%. A statistically significant finding at the interim analysis will not be considered a reason to stop the study, but instead will be interpreted as early assessment of efficacy.

9.3 POPULATIONS FOR ANALYSES

The following populations are defined:

Table 9 Populations for Analysis

Population	Description
All participants analysis set	All participants screened for the study, to be used for reporting disposition and screening failures.
Full analysis set	All randomized participants who received at least one dose of study intervention, irrespective of their protocol adherence and continued participation in the study. Participants will be analyzed according to their randomized treatment irrespective of whether or not they have prematurely discontinued, according to the intent-to-treat principle. Participants who withdraw consent or assent to participate in the study will be included up to the date of their study withdrawal.
Per-protocol analysis set	The per-protocol analysis set will include subjects in full analysis set who receive the correct dose of randomized treatment and who do not have a serious protocol deviation. Detailed criteria defining this analysis set will be documented in the Statistical Analysis Plan.
Safety analysis set	The safety analysis set consists of all participants who have received at least one dose of study intervention. Erroneously-treated participants (eg, those randomized to treatment A but were actually given treatment B) are accounted for in this analysis set by assigning them to the treatment they actually received. A participant who has on one or several occasions received active study intervention is classified as active.
Immunogenicity analysis set	The immunogenicity analysis population will include all participants in the safety analysis set who have no protocol deviations judged to have the potential to interfere with the generation or interpretation of an immune response. Examples of protocol violations will be documented in the Statistical Analysis Plan.

9.4 Statistical Analyses

The primary DBL will occur after approximately 150 events have been observed for the primary endpoint (see Section 9.2) within the population of participants who are not seropositive at baseline. All participants in the study will be assessed for efficacy and safety for 2 years following the first dose of study intervention (Day 730). The final DBL will occur when all participants have completed the study.

This section is a summary of the planned statistical analyses of the most important endpoints, including primary and key secondary endpoints. A more technical and detailed description of the statistical analyses will be described in the SAP, and an approved version will be finalized prior to the interim analyses (see Section 9.5).

All personnel involved in the analyses of the study will remain blinded until the primary DBL and protocol deviations are identified.

Analyses will be performed by the Sponsor or its representatives.

Categorical variables will be summarized using frequency and percentages, where the denominator for calculation is the underlying analysis set population unless otherwise stated.

Continuous variables will be summarized with descriptive statistics of number of available observations, mean, standard deviation, median, minimum and maximum, and quartiles where more appropriate.

All point estimates will be presented together with a 95% CI, unless otherwise stated. P-values, corresponding to a 2-sided test, will be presented for comparisons between treatments. Methods for controlling multiplicity across endpoints are discussed in Section 9.4.4.

9.4.1 General Considerations

The primary efficacy analysis will be based on the double-blind, placebo-controlled phase of the study, and will compare participants randomized to receive 2 nominal doses of 5×10^{10} vp ($\pm 1.5 \times 10^{10}$ vp) AZD1222 against participants randomized to saline placebo.

The primary estimand will be used for the analysis of the primary efficacy endpoint. It will be based on participants in the full analysis set, defined as all randomized participants who received at least 1 dose of study intervention excluding those participants who are seropositive at baseline, analyzed according to their randomized treatment. For participants with multiple events, only the first occurrence will be used for the primary efficacy endpoint analysis. The set of intercurrent events for this estimand consists of participants who withdraw from the study prior to having met the primary efficacy endpoint. The intercurrent events will be handled using the treatment policy strategy and the absence of data following these participants' withdrawal will be treated as missing (ie, counted as not having met the criteria). Participants who withdraw before 15 days post second dose or who have a case prior to 15 days post second dose will be excluded from primary endpoint analysis.

Additional estimands will be specified for the primary efficacy endpoint to carry out sensitivity analyses for assessing the robustness of results. These sensitivity analyses will explore different methods for handling intercurrent events and different assumptions for missing data. Estimands will also be specified for the analysis of secondary endpoints. Full details will be provided in the SAP.

Demography and baseline characteristics will be summarized by treatment for the full analysis set. If there are major differences between the full analysis set and the safety analysis set, the summaries will be repeated and presented for the safety analysis set.

9.4.2 Efficacy

An overview of the primary and secondary efficacy objectives, endpoints, and the associated case definitions is presented in [Appendix G](#).

A blinded independent efficacy adjudication committee will review relevant data of potential cases for the COVID-19-related efficacy endpoint evaluations. More detail on this process will be provided in the SAP and the Efficacy Adjudication Committee Charter (see also [Appendix A 5](#)).

9.4.2.1 Primary Endpoint

The primary endpoint is the first case of SARS-CoV-2 RT-PCR-positive symptomatic illness occurring ≥ 15 days post second dose of study intervention. Participants will be included in the primary endpoint if they have RT-PCR-confirmed SARS-CoV-2 and meet the following criteria at any point from their initial illness visit at the site (Day 1) through their second illness visit (Day 14):

1 One or more Category A findings

OR

2 Two or more Category B findings

Category A:

- Pneumonia diagnosed by chest x-ray, or computed tomography scan
- Oxygen saturation of $\leq 94\%$ on room air or requiring either new initiation or escalation in supplemental O₂
- New or worsening dyspnea/shortness of breath

Category B:

- Fever > 100 °F (> 37.8 °C) or feverishness
- New or worsening cough
- Myalgia/muscle pain
- Fatigue that interferes with activities of daily living
- Vomiting and/or diarrhea (only one finding to be counted toward endpoint definition)
- Anosmia and/or ageusia (only one finding to be counted toward endpoint definition)

The primary efficacy endpoint will be assessed at 2 milestones during the study, giving an interim analysis (see Section 9.5) and a primary analysis. The timing of these analyses will be driven by the number of events observed in the study within the subset of participants who are not seropositive at baseline. The interim analysis will be carried out when approximately 75 events meeting the primary efficacy endpoint definition have been observed, and the primary analysis will be carried out when approximately 150 events meeting the primary efficacy endpoint definition have been observed (see Section 9.2). A final analysis will also be carried out when all participants have completed the 2-year study. However, the final analysis will not be controlled for multiplicity and statistical hypotheses will be tested at a nominal 5% significance level (based on a 2-sided test).

As the primary efficacy analysis, the plan is to use the primary estimand and a Poisson regression model with robust variance (Zou 2004) to analyze the primary efficacy endpoint, which will include age as a baseline covariate as well as the log of the follow-up time as an offset. The VE will be estimated from the model, which will give the RRR in the incidence of SARS-CoV-2 RT-PCR-positive symptomatic illness. VE is calculated as $RRR = 100 * (1 - \text{relative risk})$, which is the incidence of infection in the vaccine group relative to the incidence of infection in the control group expressed as a percentage. For the interim analysis the VE will be presented with a 2-sided 99.69% CI, and statistical significance will be achieved if the 2-sided 99.69% CI is $> 30\%$. The success criterion for the interim analysis will be statistical significance with an observed VE point estimate of at least 50%. At the primary analysis VE will be presented with a 2-sided 95.10% CI, and statistical significance will be achieved if the 2-sided 95.10% CI is $> 30\%$. The success criterion for the primary analysis of the study will be statistical significance with an observed VE point estimate of at least 50%. The CIs are based on a Lan-DeMets alpha-spending function for 2-group sequential tests.

Model assumptions will be checked and the robustness of the primary analysis will be assessed. The Poisson regression model with robust variance has the flexibility for exploring multiple imputation approaches using, eg, the observed placebo attack rate to impute missing data. If the Poisson regression model with robust variance fails to converge, an alternative approach will be implemented. Full details will be documented in the SAP.

To support the primary analysis, a Cox proportional hazard model will be fitted to the data as well as Kaplan-Meier curves presented for the active and control groups, showing the cumulative incidence of the first case of SARS-CoV-2 RT-PCR-positive symptomatic illness occurring ≥ 15 days post second dose of study intervention. In addition, descriptive statistics for the vaccine and control groups will also be produced. Full details will be documented in the SAP.

9.4.2.2 Secondary Endpoints

The set of secondary endpoints include the following summary measures, derived from binary outcomes:

- Proportion of participants who have a post-treatment response (negative at baseline to positive post treatment with study intervention) for SARS-CoV-2 Nucleocapsid antibodies over time
- Incidence of the first case of SARS-CoV-2 RT-PCR-positive symptomatic illness occurring ≥ 15 days post second dose of study intervention using CDC criteria (see Section 8.1.1 for definition)
- Incidence of the first case of SARS-CoV-2 RT-PCR-positive symptomatic illness occurring ≥ 15 days post second dose of study intervention using University of Oxford-defined symptom criteria. Cases are defined as RT-PCR-confirmed SARS-CoV-2 and having at least one of the following symptoms
 - 1 New onset of fever (> 100 °F [> 37.8 °C]), OR
 - 2 Cough, OR
 - 3 Shortness of breath, OR
 - 4 Anosmia/ageusia
- Incidence of SARS-CoV-2 RT-PCR-positive severe or critical symptomatic COVID-19 (see Section 8.1.3 for definition)
- Incidence of COVID-19-related Emergency Department visits occurring ≥ 15 days post second dose of study intervention

The proportion of participants who have a post-treatment response (negative at baseline to positive post treatment with study intervention) to SARS-CoV-2 Nucleocapsid antibodies will be derived for the vaccine and control groups by visit, with corresponding 95% Clopper-Pearson exact CIs.

Following the same methodology outlined for the primary endpoint, each of these secondary incidence endpoints will be analysed by a separate Poisson regression model with robust variance (Zou 2004), and they will include age as a baseline covariate. RRR will be estimated from each model, with a corresponding 95% CI. A p-value, corresponding to a 2-sided test, will be presented to compare the vaccine against the control. The p-value will be nominal as secondary endpoints are not controlled for multiplicity. To support these analyses, descriptive statistics will be produced for the vaccine and control groups. Full details will be documented in the SAP.

To assess immune response, the set of secondary endpoints also includes:

- Post-treatment GMTs and GMFRs from day of dosing baseline values to 28 days post each dose in SARS-CoV-2 S, RBD antibodies (MSD serology assay)
- Proportion of participants who have a post-treatment seroresponse (≥ 4 -fold rise in titers from day of dosing baseline values to 28 days post each dose) to the S, RBD antigens of AZD1222 (MSD serology assay)
- Post-treatment GMTs and GMFRs from day of dosing baseline values to 28 days post each dose in SARS-CoV-2 neutralizing antibodies (wild-type assay or pseudo-neutralization assay)
- Proportion of participants who have a post-treatment seroresponse (≥ 4 -fold rise in titers from day of dosing baseline value to 28 days post each dose) to AZD1222 as measured by SARS-CoV-2 neutralizing antibodies (wild-type assay or pseudo-neutralization assay)

The proportion of participants who have a post-treatment seroresponse to the S and RBD antigens of AZD1222 will be derived for the vaccine and control groups, with corresponding 95% Clopper-Pearson exact CIs. Similarly, the proportion of participants who have a post-treatment seroresponse to AZD1222 as measured by SARS-CoV-2 neutralizing antibodies will be derived for the vaccine and control groups, with corresponding 95% Clopper-Pearson exact CIs.

The GMT and GMFR endpoints will be analysed on the natural log scale by separate analysis of variance (ANOVA) models, and will include treatment and age as categorical covariates. On the log scale, the models will be used to estimate a mean response for the vaccine and control groups and the difference (vaccine - control), with corresponding 95% confidence limits. These values will then be back-transformed to give geometric means for the vaccine and control groups and a ratio of geometric means (vaccine/control), with corresponding 95% confidence limits. A p-value, corresponding to a 2-sided test, will be presented to compare the vaccine against the control. The p-value will be nominal as secondary endpoints are not controlled for multiplicity.

To support these analyses, descriptive statistics will be produced for the vaccine and control groups. Full details will be documented in the SAP.

9.4.2.3 Exploratory Endpoints

Full details of the analyses for the exploratory endpoints will be specified in the SAP.

9.4.3 Safety

9.4.3.1 Primary Endpoints

Overview

The safety of AZD1222 will primarily be assessed by:

- Incidence of AEs for 28 days post each dose of study intervention
- Incidence of SAEs from Day 1 post treatment through Day 730
- Incidence of MAAE (defined in Section 8.3.8) and AESIs (defined in Section 8.3.9) from Day 1 post treatment through Day 730
- Incidence of local and systemic solicited AEs for 7 days post each dose of study intervention

AE severity will be graded according to the US FDA guidance (FDA 2007) and coded using the most recent version of the Medical Dictionary for Regulatory Activities. AEs will be presented for each treatment group by system organ class and preferred term. Summaries will include the number and percentage of participants reporting at least one event, number of events and exposure adjusted rates, where appropriate.

An overview of AEs will be presented for each treatment group, including the number and percentage of participants with any AE and SAEs. Summaries will present the relationship to study intervention as assessed by the investigator, maximum intensity, seriousness, and death.

A listing will cover details for each individual AE. Full details of all AE analyses will be provided in the SAP.

9.4.3.2 Other Safety Endpoints

Vital Signs

For SARS-CoV-2-positive participants, vital sign measurements will be performed as specified in the SoA (Section 1.3). The set of assessments will include pulse oximetry, blood pressure, and body temperature.

Details of all vital sign analyses will be provided in the SAP, which will include descriptive statistics presented for observed and change from baseline values for all vital sign parameters.

9.4.4 Methods for Multiplicity Control

The primary efficacy endpoint will be assessed at 2 time points during the study, giving an interim analysis and a primary analysis.

A Lan-DeMets alpha-spending function has been used to account for multiplicity, where the Type I error with 0.31% alpha at the interim analysis and 4.9% at the primary analysis such that the overall Type I error is controlled at 5%. Thus, the interim and primary analyses will

present estimates with 2-sided 99.69 and 95.10% CIs, respectively, and statistical significance will be achieved if the CIs are $> 30\%$. At the interim or primary analysis the success criterion for the study will be statistical significance with an observed VE point estimate of at least 50%.

Note that secondary and exploratory endpoints will not be controlled for multiplicity. Thus, nominal 2-sided p-values will be presented to compare the vaccine against the control, alongside 2-sided 95% CIs.

9.4.5 Sensitivity Analyses

Sensitivity analyses will be explored to assess the robustness of treatment effects for the primary efficacy endpoint, where different missing data mechanisms will be explored using multiple imputation approaches. Full details of the sensitivity analyses will be specified in the SAP, and documented prior to the primary DBL.

9.4.6 Subgroup Analyses

Subgroup analyses will be carried out to assess the consistency of the treatment effect across key, pre-defined, subgroups. These analyses will focus on the primary efficacy endpoint, and they may be performed on secondary and exploratory endpoints if deemed appropriate. The list of subgroups includes, but may not be limited to: gender, age, and serostatus at baseline. Full details of all subgroup analyses will be described in the SAP, including hypotheses that will be tested and the covariates and interaction terms to be included in the statistical models.

9.5 Interim Analyses

The study has been powered to include an interim efficacy analysis, based on the primary efficacy endpoint. The statistical analysis described in Section 9.4.2.1 will be carried out by the COVID-19 Vaccine DSMB when approximately 75 events have been reported across the active and control groups (ie, when approximately 50% of the total amount of statistical information is available) within the population of participants who are not seropositive at baseline. A statistically significant finding at the interim analysis (ie, 2-sided 99.69% CI is $> 30\%$) will not be considered a reason to stop the study, but instead will be interpreted as early assessment of efficacy. The SAP will describe the planned interim analyses in greater detail.

9.6 Data Safety Monitoring Committee

An independent COVID-19 Vaccine DSMB will provide oversight, to ensure safe and ethical conduct of the study. During the study, the benefit/risk assessment will be continuously monitored by the COVID-19 Vaccine DSMB to ensure that the balance remains favorable. Further details, composition, and operation of the COVID-19 Vaccine DSMB will be described in a separate COVID-19 Vaccine DSMB charter.

For details on the COVID-19 Vaccine DSMB, refer to Appendix [A 5](#).

10 SUPPORTING DOCUMENTATION AND OPERATIONAL CONSIDERATIONS

Appendix A Regulatory, Ethical, and Study Oversight Considerations

A 1 Regulatory and Ethical Considerations

- This study will be conducted in accordance with the protocol and with the following:
 - Consensus ethical principles derived from international guidelines including the Declaration of Helsinki and Council for International Organizations of Medical Sciences International Ethical Guidelines
 - Applicable ICH GCP Guidelines
 - Applicable laws and regulations
- The protocol, protocol amendments, ICF, IB, and other relevant documents (eg, advertisements) must be submitted to an IRB/IEC by the investigator and reviewed and approved by the IRB/IEC before the study is initiated.
- Any amendments to the protocol will require IRB/IEC and applicable Regulatory Authority approval before implementation of changes made to the study design, except for changes necessary to eliminate an immediate hazard to study participants.
- The Sponsor will be responsible for obtaining the required authorizations to conduct the study from the concerned Regulatory Authority. This responsibility may be delegated to a CRO but the accountability remains with the Sponsor.
- The investigator will be responsible for providing oversight of the conduct of the study at the site and adherence to requirements of 21 CFR, ICH guidelines, the IRB/IEC, European Regulation 536/2014 for clinical studies (if applicable), European Medical Device Regulation 2017/745 for clinical device research (if applicable), and all Food and Drug Administration (FDA) Regulations, as applicable and all other applicable local regulations

Regulatory Reporting Requirements for SAEs

- Prompt notification by the investigator to the Sponsor of an SAE is essential so that legal obligations and ethical responsibilities towards the safety of participants and the safety of a study intervention under clinical investigation are met.
- The Sponsor has a legal responsibility to notify both the local regulatory authority and other regulatory agencies about the safety of a study intervention under clinical investigation. The Sponsor will comply with country-specific regulatory requirements relating to safety reporting to the regulatory authority, IRBs/IECs, and investigators.
- For all studies except those utilizing medical devices, investigator safety reports must be prepared for suspected unexpected serious adverse reactions (SUSAR) according to local regulatory requirements and Sponsor policy and forwarded to investigators as necessary.
 - European Medical Device Regulation 2017/745 for clinical device research (if applicable), and all other applicable local regulations
- An investigator who receives an investigator safety report describing an SAE or other specific safety information (eg, summary or listing of SAEs) from the Sponsor will

review and then file it along with the Investigator's Brochure and will notify the IRB/IEC, if appropriate according to local requirements.

A 2 Financial Disclosure

Investigators and sub-investigators will provide the Sponsor with sufficient, accurate financial information as requested to allow the Sponsor to submit complete and accurate financial certification or disclosure statements to the appropriate regulatory authorities. Investigators are responsible for providing information on financial interests during the course of the study and for 1 year after completion of the study.

A 3 Informed Consent Process

The investigator or his/her representative will explain the nature of the study to the participant or his/her legally authorized representative and answer all questions regarding the study.

- Participants must be informed that their participation is voluntary and they are free to refuse to participate and may withdraw their consent at any time and for any reason during the study. Participants or their legally authorized representative will be required to sign a statement of informed consent that meets the requirements of 21 CFR 50, local regulations, ICH guidelines, Health Insurance Portability and Accountability Act requirements, where applicable, and the IRB/IEC or study center.
- The study medical record must include a statement that written informed consent was obtained before the participant was enrolled in the study and the date the written consent was obtained. The authorized person obtaining the informed consent must also sign the ICF.
- Participants must be re-consented to the most current version of the ICF(s) during their participation in the study if required by the IRB.
- A copy of the ICF(s) must be provided to the participant or the participant's legally authorized representative.

Participants who are rescreened are required to sign a new ICF.

The ICF will contain a separate section that addresses and documents the collection and use of any mandatory and/or optional human biological samples. The investigator or authorized designee will explain to each participant the objectives of the analysis to be done on the samples and any potential future use. Participants will be told that they are free to refuse to participate in any optional samples or the future use and may withdraw their consent at any time and for any reason during the retention period.

A 4 Data Protection

- Participants will be assigned a unique identifier by the Sponsor. Any participant records or datasets that are transferred to the Sponsor will contain the identifier only; participant

names or any information which would make the participant identifiable will not be transferred.

- The participant must be informed that his/her personal study-related data will be used by the Sponsor in accordance with local data protection law. The level of disclosure and use of their data must also be explained to the participant in the informed consent.
- The participant must be informed that his/her medical records may be examined by Clinical Quality Assurance auditors or other authorized personnel appointed by the Sponsor, by appropriate IRB/IEC members, and by inspectors from regulatory authorities.

A 5 Committee Structure

The safety of all Sponsor clinical studies is closely monitored on an ongoing basis by Sponsor representatives in consultation with Patient Safety. Issues identified will be addressed; for instance, this could involve amendments to the Clinical Study Protocol and letters to investigators.

A PSRT comprised of Sponsor, COVID-19 Prevention Network, Biomedical Advanced Research and Development Authority, and NIAID medical officers will be convened to oversee the safety of participants during the study. Further details, composition, and operation of the PSRT will be described in a separate COVID-19 Prevention Network PSRT Charter.

A COVID-19 Vaccine DSMB organized by the National Institutes of Health, National Institute for Allergy and Infectious Diseases, comprised of independent experts will be convened to provide oversight, to ensure safe and ethical conduct of the study. The COVID-19 Vaccine DSMB will facilitate the interim analysis for safety and efficacy and have the responsibility of evaluating cumulative safety and other clinical study data at regular intervals and making appropriate recommendations based on the available data. During the study, the benefit/risk assessment will be continuously monitored by the COVID-19 Vaccine DSMB to ensure that the balance remains favorable. For example, events of potential vaccine-associated enhanced respiratory disease will be evaluated by periodic reviews of COVID-19 cases by the DSMB. Specifically, the study will be paused for DSMB review if a statistically significantly higher risk ratio (> 1), at the 1-sided 5% significance level, is seen for cases of severe COVID-19 in the vaccine arm compared to the placebo arm. This assessment for a potentially increased risk ratio will begin after 8 cases of severe COVID-19 have accrued in the study. Based on the output of the review, the study could be paused for further evaluation of the potential signal. Full details of the COVID-19 Vaccine DSMB composition and operations can be found in the COVID-19 Vaccine DSMB Charter.

A blinded independent efficacy adjudication committee will review relevant data of potential cases for the COVID-19-related efficacy endpoint evaluations. More detail on this process will be provided in the SAP and the Efficacy Adjudication Committee Charter.

A 6 Dissemination of Clinical Study Data

A description of this clinical study will be available on <http://astrazenecagrouptrials.pharmacm.com> and <http://www.clinicaltrials.gov> as will the summary of the study results when they are available. The clinical study and/or summary of study results may also be available on other websites according to the regulations of the countries in which the study is conducted.

A 7 Data Quality Assurance

- All participant data relating to the study will be recorded on eCRF unless transmitted to the Sponsor or designee electronically (eg, laboratory data). The investigator is responsible for verifying that data entries are accurate and correct by electronically signing the eCRF.
- The investigator must maintain accurate documentation (source data) that supports the information entered in the eCRF.
- The investigator must permit study-related monitoring, audits, IRB/IEC review, and regulatory agency inspections and provide direct access to source data documents.
- Monitoring details describing strategy (eg, risk-based initiatives in operations and quality such as Risk Management and Mitigation Strategies and Analytical Risk-Based Monitoring), methods, responsibilities and requirements, including handling of noncompliance issues and monitoring techniques (central, remote, or on-site monitoring) are provided in the relevant study plans.
- The Sponsor or designee is responsible for the data management of this study including quality checking of the data.
- The Sponsor assumes accountability for actions delegated to other individuals (eg, Contract Research Organizations).
- Study monitors will perform ongoing source data verification to confirm that data entered into the eCRF by authorized site personnel are accurate, complete, and verifiable from source documents; that the safety and rights of participants are being protected; and that the study is being conducted in accordance with the currently approved protocol and any other study agreements, ICH GCP, and all applicable regulatory requirements.
- Records and documents, including signed ICFs, pertaining to the conduct of this study must be retained by the investigator for 15 years after study completion unless local regulations or institutional policies require a longer retention period. No records may be destroyed during the retention period without the written approval of the Sponsor. No records may be transferred to another location or party without written notification to the sponsor.

A 8 Source Documents

- Source documents provide evidence for the existence of the participant and substantiate the integrity of the data collected. Source documents are filed at the investigator's site.

- Data entered in the eCRF that are transcribed from source documents must be consistent with the source documents or the discrepancies must be explained. The investigator may need to request previous medical records or transfer records, depending on the study. Also, current medical records must be available.

A 9 Study and Site Start and Closure

The first act of recruitment is the first participant screened and will be the study start date.

The Sponsor designee reserves the right to close the study site or terminate the study at any time for any reason at the sole discretion of the Sponsor. Study sites will be closed upon study completion. A study site is considered closed when all required documents and study supplies have been collected and a study-site closure visit has been performed.

The investigator may initiate study-site closure at any time, provided there is reasonable cause and sufficient notice is given in advance of the intended termination.

Reasons for the early closure of a study site by the Sponsor or investigator may include but are not limited to:

- Failure of the investigator to comply with the protocol, the requirements of the IRB/IEC or local health authorities, the Sponsor's procedures, or GCP guidelines
- Inadequate recruitment of participants by the investigator
- Discontinuation of further study intervention development

If the study is prematurely terminated or suspended, the Sponsor shall promptly inform the investigators, the IECs/IRBs, the regulatory authorities, and any contract research organization(s) used in the study of the reason for termination or suspension, as specified by the applicable regulatory requirements. The investigator shall promptly inform the participant and should assure appropriate participant therapy and/or follow-up.

Participants from terminated sites may have the opportunity to be transferred to another site to continue the study.

A 10 Publication Policy

- The results of this study may be published or presented at scientific meetings. If this is foreseen, the investigator agrees to submit all manuscripts or abstracts to the Sponsor before submission. This allows the Sponsor to protect proprietary information and to provide comments.
- The Sponsor will comply with the requirements for publication of study results. In accordance with standard editorial and ethical practice, the Sponsor will generally support

publication of multicenter studies only in their entirety and not as individual site data. In this case, a coordinating investigator will be designated by mutual agreement.

- Authorship will be determined by mutual agreement and in line with International Committee of Medical Journal Editors authorship requirements.

Appendix B Adverse Events: Definitions and Procedures for Recording, Evaluating, Follow-up, and Reporting

B 1 Definition of Adverse Events

An AE is the development of any untoward medical occurrence in a patient or clinical study participant administered a medicinal product and which does not necessarily have a causal relationship with this treatment. An AE can therefore be any unfavorable and unintended sign (eg, an abnormal laboratory finding), symptom (for example nausea, chest pain), or disease temporally associated with the use of a medicinal product, whether or not considered related to the medicinal product.

The term AE is used to include both SAEs and non-SAEs and can include a deterioration of a pre-existing medical occurrence. An AE may occur at any time, including run-in or washout periods, even if no study intervention has been administered.

B 2 Definition of Serious Adverse Events

An SAE is an AE occurring during any study phase (ie, run-in, treatment, washout, follow-up), that fulfils one or more of the following criteria:

- Results in death
- Is immediately life-threatening
- Requires in-participant hospitalization or prolongation of existing hospitalization
- Results in persistent or significant disability or incapacity
- Is a congenital abnormality or birth defect
- Is an important medical event that may jeopardize the participant or may require medical treatment to prevent one of the outcomes listed above.

AEs for **malignant tumors** reported during a study should generally be assessed as **SAEs**. If no other seriousness criteria apply, the 'Important Medical Event' criterion should be used. In certain situations, however, medical judgement on an individual event basis should be applied to clarify that the malignant tumor event should be assessed and reported as a **non-SAE**. For example, if the tumor is included as medical history and progression occurs during the study, but the progression does not change treatment and/or prognosis of the malignant tumor, the AE may not fulfil the attributes for being assessed as serious, although reporting of the progression of the malignant tumor as an AE is valid and should occur. Also, some types of malignant tumors, which do not spread remotely after a routine treatment that does not require hospitalization, may be assessed as non-serious; examples in adults include Stage 1 basal cell carcinoma and Stage 1A1 cervical cancer removed via cone biopsy.

Life Threatening

‘Life-threatening’ means that the participant was at immediate risk of death from the AE as it occurred or it is suspected that use or continued use of the study intervention would result in the participant’s death. ‘Life-threatening’ does not mean that had an AE occurred in a more severe form it might have caused death (eg, hepatitis that resolved without hepatic failure).

Hospitalization

Outpatient treatment in an emergency room is not in itself an SAE, although the reasons for it may be (eg, bronchospasm, laryngeal oedema). Hospital admissions and/or surgical operations planned before or during a study are not considered AEs if the illness or disease existed before the participant was enrolled in the study, provided that it did not deteriorate in an unexpected way during the study.

Important Medical Event or Medical Treatment

Medical and scientific judgement should be exercised in deciding whether a case is serious in situations where important medical events may not be immediately life threatening or result in death, hospitalization, disability, or incapacity but may jeopardize the participant or may require medical treatment to prevent one or more outcomes listed in the definition of serious. These should usually be considered as serious.

Simply stopping the suspect drug does not mean that it is an important medical event; medical judgement must be used.

Examples of important medical events include such events as listed below:

- Angioedema not severe enough to require intubation but requiring iv hydrocortisone treatment
- Hepatotoxicity caused by acetaminophen overdose requiring treatment with N-acetylcysteine
- Intensive treatment in an emergency room or at home for allergic bronchospasm
- Blood dyscrasias (eg, neutropenia or anaemia requiring blood transfusion, etc.) or convulsions that do not result in hospitalisation
- Development of drug dependency or drug abuse

Intensity Rating Scale

The grading scales found in the US FDA guidance for healthy volunteers enrolled in a preventive vaccine clinical study ([FDA 2007](#)) will be utilized for all events with an assigned severity grading.

It is important to distinguish between serious and severe AEs. Severity is a measure of intensity whereas seriousness is defined by the criteria in Appendix [B 2](#). An AE of severe

intensity need not necessarily be considered serious. For example, nausea that persists for several hours may be considered severe nausea, but not an SAE unless it meets the criteria shown in Appendix B 2. On the other hand, a stroke that results in only a limited degree of disability may be considered a mild stroke but would be an SAE when it satisfies the criteria shown in Appendix B 2.

B 3 A Guide to Interpreting the Causality Question

When making an assessment of causality consider the following factors when deciding if there is a ‘reasonable possibility’ that an AE may have been caused by the IMP.

- Time Course. Exposure to suspect drug. Has the participant actually received the suspect drug? Did the AE occur in a reasonable temporal relationship to the administration of the suspect IMP?
- Consistency with known IMP profile. Was the AE consistent with the previous knowledge of the suspect IMP (pharmacology and toxicology) or drugs of the same pharmacological class? Or could the AE be anticipated from its pharmacological properties?
- De-challenge experience. Did the AE resolve or improve on stopping or reducing the dose of the suspect IMP?
- No alternative cause. The AE cannot be reasonably explained by another aetiology such as the underlying disease, other drugs, other host or environmental factors.
- Re-challenge experience. Did the AE reoccur if the suspected IMP was reintroduced after having been stopped? AstraZeneca would not normally recommend or support a re-challenge.
- Laboratory tests. A specific laboratory investigation (if performed) has confirmed the relationship.

In difficult cases, other factors could be considered such as:

- Is this a recognized feature of overdose of the IMP?
- Is there a known mechanism?

Causality of ‘related’ is made if following a review of the relevant data, there is evidence for a ‘reasonable possibility’ of a causal relationship for the individual case. The expression ‘reasonable possibility’ of a causal relationship is meant to convey, in general, that there are facts (evidence) or arguments to suggest a causal relationship.

The causality assessment is performed based on the available data including enough information to make an informed judgment. With no available facts or arguments to suggest a causal relationship, the event(s) will be assessed as ‘not related’.

Causal relationship in cases where the disease under study has deteriorated due to lack of effect should be classified as no reasonable possibility.

B 4 Medication Error

For the purposes of this clinical study a medication error is an unintended failure or mistake in the treatment process for an AstraZeneca study intervention that either causes harm to the participant or has the potential to cause harm to the participant.

A medication error is not lack of efficacy of the IMP, but rather a human or process related failure while the IMP is in control of the study site staff or participant.

Medication error includes situations where an error.

- Occurred
- Was identified and intercepted before the participant received the IMP
- Did not occur, but circumstances were recognised that could have led to an error

Examples of events to be reported in clinical studies as medication errors:

- IMP name confusion
- Dispensing error eg, medication prepared incorrectly, even if it was not actually given to the participant
- IMP not administered as indicated, for example, wrong route or wrong site of administration
- IMP not taken as indicated eg, tablet dissolved in water when it should be taken as a solid tablet
- IMP not stored as instructed eg, kept in the fridge when it should be at room temperature
- Wrong participant received the medication (excluding IRT errors)
- Wrong IMP administered to participant (excluding IRT errors)

Examples of events that **do not** require reporting as medication errors in clinical studies:

- Errors related to or resulting from IRT - including those which lead to one of the above listed events that would otherwise have been a medication error
- Participant accidentally missed IMP dose(s) eg, forgot to take medication
- Accidental overdose (will be captured as an overdose)
- Errors related to background and rescue medication, or standard of care medication in open label studies, even if an AstraZeneca product

Medication errors are not regarded as AEs but AEs may occur as a consequence of the medication error.

Appendix C Handling of Human Biological Samples

C 1 Chain of Custody

A full chain of custody is maintained for all samples throughout their lifecycle.

The investigator at each study site keeps full traceability of collected biological samples from the participants while in storage at the study site until shipment or disposal (where appropriate) and records relevant processing information related to the samples whilst at site.

The sample receiver keeps full traceability of the samples while in storage and during use until used or disposed of or until further shipment and keeps record of receipt of arrival and onward shipment or disposal.

The Sponsor or delegated representatives will keep oversight of the entire life cycle through internal procedures, monitoring of study sites, auditing or process checks, and contractual requirements of external laboratory providers

Samples retained for further use will be stored in the AstraZeneca-assigned biobanks or other sample archive facilities and will be tracked by the appropriate AstraZeneca Team during for the remainder of the sample life cycle.

C 2 Withdrawal of Informed Consent for Donated Biological Samples

The Sponsor ensures that biological samples are destroyed at the end of a specified period as described in the informed consent.

If a participant withdraws consent to the use of donated biological samples, the samples will be disposed of/destroyed/repatriated, and the action documented. If samples are already analyzed, the Sponsor is not obliged to destroy the results of this research.

Following withdrawal of consent for biological samples, further study participation should be considered in relation to the withdrawal processes.

The investigator:

- Ensures participant's withdrawal of informed consent to the use of donated samples is highlighted immediately to the Sponsor or delegate.
- Ensures that relevant human biological samples from that participant, if stored at the study site, are immediately identified, disposed of as appropriate, and the action documented.
- Ensures that the participant and the Sponsor are informed about the sample disposal.

The Sponsor ensures the organization(s) holding the samples is/are informed about the withdrawn consent immediately and that samples are disposed of or repatriated as appropriate, and the action is documented and study site is notified.

C 3 International Airline Transportation Association 6.2 Guidance Document

LABELLING AND SHIPMENT OF BIOHAZARD SAMPLES

International Airline Transportation Association (IATA)

(<https://www.iata.org/whatwedo/cargo/dgr/Pages/download.aspx>) classifies infectious substances into 3 categories: Category A, Category B or Exempt

Category A Infectious Substances are infectious substances in a form that, when exposure to it occurs, is capable of causing permanent disability, life-threatening or fatal disease in otherwise healthy humans or animals.

Category A Pathogens are, eg, Ebola, Lassa fever virus. Infectious substances meeting these criteria which cause disease in humans or both in humans and animals must be assigned to UN 2814. Infectious substances which cause disease only in animals must be assigned to UN 2900.

Category B Infectious Substances are infectious Substances that do not meet the criteria for inclusion in Category A. Category B pathogens are, eg, Hepatitis A, C, D, and E viruses. They are assigned the following UN number and proper shipping name:

- UN 3373 – Biological Substance, Category B
- are to be packed in accordance with UN 3373 and IATA 650

Exempt - Substances which do not contain infectious substances or substances which are unlikely to cause disease in humans or animals are not subject to these Regulations unless they meet the criteria for inclusion in another class.

- Clinical study samples will fall into Category B or exempt under IATA regulations
- Clinical study samples will routinely be packed and transported at ambient temperature in IATA 650 compliant packaging (<https://www.iata.org/whatwedo/cargo/dgr/Documents/DGR-60-EN-PI650.pdf>).
- Biological samples transported in dry ice require additional dangerous goods specification for the dry-ice content

Appendix D Optional Genomics Initiative Sample

D 1 Use/Analysis of DNA

- AstraZeneca intends to collect and store DNA for genetic research to explore how genetic variations may affect clinical parameters, risk and prognosis of diseases, and the response to medications. This genetic research may lead to better understanding of diseases, better diagnosis of diseases or other improvements in health care and to the discovery of new diagnostics, treatments or medications. Therefore, where local regulations and IRB/IEC allow, a blood sample will be collected for DNA analysis from consenting participants.
- This optional genetic research may consist of the analysis of the structure of the participant's DNA, ie, the entire genome.
- The results of genetic analyses may be reported in a separate study summary.
- The Sponsor will store the DNA samples in a secure storage space with adequate measures to protect confidentiality.

D 2 Genetic Research Plan and Procedures

Selection of Genetic Research Population

- All participants will be asked to participate in this genetic research. Participation is voluntary and if a participant declines to participate there will be no penalty or loss of benefit. The participant will not be excluded from any aspect of the main study.

Inclusion Criteria

For inclusion in this genetic research, participants must fulfil all of the inclusion criteria described in the main body of the Clinical Study Protocol and: Provide informed consent for the Genomics Initiative sampling and analyses.

Exclusion Criteria

- Exclusion from this genetic research may be for any of the exclusion criteria specified in the main study or any of the following:
 - Previous allogeneic bone marrow transplant
 - Non-leukocyte depleted whole blood transfusion in 120 days of genetic sample collection

Withdrawal of Consent for Genetic Research

- Participants may withdraw from this genetic research at any time, independent of any decision concerning participation in other aspects of the main study. Voluntary withdrawal will not prejudice further treatment. Procedures for withdrawal are outlined in Section 7.2.

Collection of Samples for Genetic Research

- The blood sample for this genetic research will be obtained from the participants on Day 1 prior to administration of study intervention. Although DNA is stable, early sample collection is preferred to avoid introducing bias through excluding participants who may withdraw due to an AE. If for any reason the sample is not drawn on Day 1, it may be taken at any visit until the last study visit. Only one sample should be collected per participant for genetics during the study.

Coding and Storage of DNA Samples

- The processes adopted for the coding and storage of samples for genetic analysis are important to maintain participant confidentiality. Samples will be stored for a maximum of 15 years, from the date of last participant last visit, after which they will be destroyed. DNA is a finite resource that is used up during analyses. Samples will be stored and used until no further analyses are possible or the maximum storage time has been reached.
- An additional second code will be assigned to the sample either before or at the time of DNA extraction replacing the information on the sample tube. Thereafter, the sample will be identifiable only by the second, unique number. This number is used to identify the sample and corresponding data at the AstraZeneca genetics laboratories, or at the designated organization. No personal details identifying the individual will be available to any person (AstraZeneca employee or designated organizations working with the DNA).
- The link between the participant enrollment/randomization code and the second number will be maintained and stored in a secure environment, with restricted access at AstraZeneca or designated organizations. The link will be used to identify the relevant DNA samples for analysis, facilitate correlation of genotypic results with clinical data, allow regulatory audit, and permit tracing of samples for destruction in the case of withdrawal of consent.

Ethical and Regulatory Requirements

The principles for ethical and regulatory requirements for the study, including this genetics research component, are outlined in [Appendix A](#).

Informed Consent

- The genetic component of this study is optional and the participant may participate in other components of the main study without participating in this genetic component. To participate in the genetic component of the study the participant must sign and date both the consent form for the main study and the addendum for the Genomics Initiative component of the study. Copies of both signed and dated consent forms must be given to the participant and the original filed at the study center. The principal investigator(s) is responsible for ensuring that consent is given freely and that the participant understands that they may freely withdrawal from the genetic aspect of the study at any time.

Participant Data Protection

- AstraZeneca will not provide individual genotype results to participants, any insurance company, any employer, their family members, their physician unless required to do so by law.
- Extra precautions are taken to preserve confidentiality and prevent genetic data being linked to the identity of the participant. In exceptional circumstances, however, certain individuals might see both the genetic data and the personal identifiers of a participant. For example, in the case of a medical emergency, an AstraZeneca Physician or an investigator might know a participant's identity and also have access to his or her genetic data. Regulatory authorities may require access to the relevant files, though the participant's medical information and the genetic files would remain physically separate.

Data Management

- Any genetic data generated in this study will be stored at a secure system at AstraZeneca and/or designated organizations to analyse the samples.
- AstraZeneca and its designated organizations may share summary results (such as genetic differences from groups of individuals with a disease) from this genetic research with other researchers, such as hospitals, academic organizations or health insurance companies. This can be done by placing the results in scientific databases, where they can be combined with the results of similar studies to learn even more about health and disease. The researchers can only use this information for health-related research purposes. Researchers may see summary results but they will not be able to see individual participant data or any personal identifiers.
- Some or all of the clinical datasets from the main study may be merged with the genetic data in a suitable secure environment separate from the clinical database.

Appendix E Toxicity Grading Scales for Solicited Adverse Events

The toxicity grading scales for the solicited AEs were modified and abridged from the US FDA Guidance on Toxicity Grading Scale for Healthy Adult and Adolescent Volunteers Enrolled in Preventive Vaccine Clinical Trials ([FDA 2007](#)).

- [Table 10](#): Clinical Abnormalities, Local Reactions to Injectable Product
- [Table 11](#): Clinical Abnormalities, Vital Signs
- [Table 12](#): Clinical Abnormalities, Systemic (General or Illness)

Table 10 Tables for Clinical Abnormalities: Local Reactions to Injectable Product

Local Reaction to Injectable Product	Reaction Grade			
	Mild (Grade 1)	Moderate (Grade 2)	Severe (Grade 3)	Life Threatening (Grade 4)
Pain	Does not interfere with activity	Repeated use of non-narcotic pain reliever > 24 hours or interferes with activity	Any use of narcotic pain reliever or prevents daily activity	ER visit or hospitalization
Tenderness	Mild discomfort to touch	Discomfort with movement	Significant discomfort at rest	ER visit or hospitalization
Erythema/redness ^{a, b}	1-2 inches (2.5–5 cm)	> 2-4 inches (5.1–10 cm)	> 4 inches (> 10 cm)	Necrosis or exfoliative dermatitis
Induration/swelling ^{a, b}	1-2 inches (2.5–5 cm)	>2-4 inches (5.1–10 cm)	> 4 inches (> 10 cm)	Necrosis

^a In addition to grading the measured local reaction at the greatest single diameter, the measurement should be recorded as a continuous variable. Reactions < 0.25 inches (< 0.6 centimeters) in diameter will not be recorded.

^b Grade 4 erythema or induration is determined by study site with participant input rather than being recorded directly in Solicited AE e-Diary.

ER = emergency room.

Table 11 Tables for Clinical Abnormalities: Vital Signs

Vital Sign ^a	Vital Signs Grade			
	Mild (Grade 1)	Moderate (Grade 2)	Severe (Grade 3)	Potentially Life Threatening (Grade 4)
Fever (°C) ^b (°F) ^b	37.9-38.4 100.1-101.1	38.5-38.9 101.2-102.0	39.0-40 102.1-104	> 40 > 104
Tachycardia (beats/minute)	101-115	116- 130	> 130	ER visit or hospitalization for arrhythmia
Bradycardia (beats/minute) ^c	50-54	45-49	< 45	ER visit or hospitalization for arrhythmia
Hypertension; systolic (mm Hg)	141-150	151-155	> 155	ER visit or hospitalization for malignant hypertension
Hypertension; diastolic (mm Hg)	91-95	96-100	> 100	ER visit or hospitalization for malignant hypertension
Hypotension; systolic (mm Hg)	85-89	80-84	< 80	ER visit or hospitalization for hypotensive shock
Respiratory rate (breaths/minute)	17-20	21-25	> 25	Intubation

Note: Record vital signs as adverse events only if clinically relevant and changed from baseline.

^a Participant should be at rest for vital signs measurements

^b No recent hot or cold beverages or smoking

^c Use clinical judgment when characterizing bradycardia among some healthy participant populations, for example, conditioned athletes

ER = emergency room; Hg = mercury.

Table 12 Tables for Clinical Abnormalities: Systemic (General or Illness)

Systemic (General)	Systemic Grade			
	Mild (Grade 1)	Moderate (Grade 2)	Severe (Grade 3)	Potentially Life Threatening (Grade 4)
Nausea/vomiting	No interference with activity or 1-2 episodes/24 hrs	Some interference with activity or > 2 episodes/24 hrs	Prevents daily activity, required outpatient IV hydration	ER visit or hospitalization for hypotensive shock
Chills	No interference with activity	Some interference with activity	Significant; prevents daily activity	ER visit or hospitalization
Headache	No interference with activity	Repeated use of non-narcotic pain reliever > 24 hrs or some interference with activity	Significant; any use of narcotic pain reliever or prevents daily activity	ER visit or hospitalization
Fatigue	No interference with activity	Some interference with activity	Significant; prevents daily activity	ER visit or hospitalization
Myalgia	No interference with activity	Some interference with activity	Significant; prevents daily activity	ER visit or hospitalization
Systemic Illness				
Illness or clinical adverse event (as defined according to applicable regulations)	No interference with activity	Some interference with activity not requiring intervention	Prevents daily activity and required medical intervention	ER visit or hospitalization

ER = emergency room; hrs = hours; IV = intravenous.

Appendix F Adverse Events of Special Interest

AESIs Based on Brighton Collaboration Case Definitions ([SPEAC 2020](#))

Generalized Convulsion

Generalized convulsion is considered an AESI due to the association with immunization encompassing several different vaccines.

Guillain-Barré Syndrome and Other Immune-mediated Reactions

As with many vaccines, temporary ascending paralysis (Guillain-Barré syndrome) or immune-mediated reactions that can lead to organ damage may occur, but this should be extremely rare. Guillain-Barré syndrome is often preceded by an infection. This could be a bacterial or viral infection (gastrointestinal, upper respiratory infections including influenza). The exact mechanism that triggers Guillain-Barré syndrome is unknown, but it is thought to be triggered by antigenic stimulation resulting in demyelination and damage to the peripheral nerves. This is a condition in which people can develop severe weakness and can be fatal. Weakness or tingling in the legs or arms and upper body are characteristic symptoms of Guillain-Barré syndrome. Severe cases of Guillain-Barré syndrome cause paralysis and are life-threatening.

Other immune-mediated reactions considered AESIs include acute disseminated encephalomyelitis and vasculitides, which are a theoretical concerns based on immunopathogenesis.

Hypersensitivity Including Anaphylaxis/Anaphylactic Reactions

Serious allergic reactions including anaphylaxis may occur, as with any vaccine. The incidence of this is unknown, but in general is estimated at one per 10^5 to 10^6 vaccinations. These acute reactions may be severe and result in death. Acute allergic reactions may include cardio-respiratory, skin-subcutaneous, and gastrointestinal signs and symptoms, such as chest pain, hypotension, dyspnea, bronchospasm, respiratory failure, urticaria, pruritus, angioedema, nausea, vomiting, diarrhea, and collapse.

Vaccine-associated Enhanced Respiratory Disease

Disease enhancement following vaccination as judged by the investigator will be monitored. Detailed clinical parameters will be collected from medical records and aligned with agreed definitions as they emerge. These are likely to include, but are not limited to, oxygen saturation, need for oxygen therapy, respiratory rate, need for ventilatory support, imaging, blood test results, and other clinically relevant assessments. Events of potential

vaccine-associated enhanced respiratory disease will be evaluated by regular reviews of COVID-19 cases.

Thrombocytopenia

Thrombocytopenia is considered an AESI due to the association with immunization encompassing several different vaccines.

Thrombocytopenia is a disorder in which there is an abnormally low platelet count; a normal platelet count ranges from 150 000 to 450 000 platelets per μL . General symptoms of thrombocytopenia include bleeding in the mouth and gums, bruising, nosebleeds, and petechiae (pinpoint red spots/rash). Severe bleeding is the major complication, which may occur in the brain or gastrointestinal tract.

Appendix G Overview of Primary and Secondary Efficacy Objectives, Endpoints, and Associated Case Definitions

Table 13 Overview of Primary and Secondary Efficacy Objectives, Endpoints, and Associated Case Definitions

Objective		Endpoint	Case Definition
Primary	To estimate the efficacy of 2 IM doses of AZD1222 compared to placebo for the prevention of COVID-19 in adults ≥ 18 years of age	A binary response, whereby a participant is defined as a COVID-19 case if their first case of SARS-CoV-2 RT-PCR-positive symptomatic illness occurs ≥ 15 days post second dose of study intervention. Otherwise, a participant is not defined as a COVID-19 case.	<p>Participant must have RT-PCR-confirmed SARS-CoV-2 and meet the following criteria at any point from their initial illness visit at the site (Day 1) through their second illness visit (Day 14):</p> <ol style="list-style-type: none"> 1 One or more Category A findings <p>OR</p> <ol style="list-style-type: none"> 2 Two or more Category B findings <p><i>Category A:</i></p> <ul style="list-style-type: none"> • Pneumonia diagnosed by chest x-ray, or computed tomography scan • Oxygen saturation of ≤ 94% on room air or requiring either new initiation or escalation in supplemental O₂ • New or worsening dyspnea/shortness of breath <p><i>Category B:</i></p> <ul style="list-style-type: none"> • Fever > 100 °F (> 37.8 °C) or feverishness • New or worsening cough • Myalgia/muscle pain • Fatigue that interferes with activities of daily living • Vomiting and/or diarrhea (only one finding to be counted toward endpoint definition) • Anosmia and/or ageusia (only one finding to be counted toward endpoint definition)
Secondary	To estimate the efficacy of 2 IM doses of AZD1222 compared to placebo for the prevention of SARS-CoV-2 infection	Proportion of participants who have a post-treatment response (negative at baseline to positive post treatment with study intervention) for SARS-CoV-2 Nucleocapsid antibodies over time	Participants who have a post-treatment response (negative at baseline to positive post treatment with study intervention) for SARS-CoV-2 Nucleocapsid antibodies over time

Table 13 Overview of Primary and Secondary Efficacy Objectives, Endpoints, and Associated Case Definitions

Objective		Endpoint	Case Definition
Secondary	To estimate the efficacy of 2 IM doses of AZD1222 compared to placebo for the prevention of symptomatic COVID-19 using CDC criteria	The incidence of the first case of SARS-CoV-2 RT-PCR-positive symptomatic illness occurring ≥ 15 days post second dose of study intervention using CDC criteria	<p>The first case of SARS-CoV-2 RT-PCR-positive symptomatic illness for a participant occurring ≥ 15 days post second dose of study intervention using criteria from the CDC (CDC 2020):</p> <p><i>No minimum duration:</i></p> <ul style="list-style-type: none"> Fever Shortness of breath Difficulty breathing <p><i>Present for ≥ 2 days:</i></p> <ul style="list-style-type: none"> Chills Cough Fatigue Muscle aches Body aches Headache New loss of taste New loss of smell Sore throat Congestion Runny nose Nausea Vomiting Diarrhea

Table 13 Overview of Primary and Secondary Efficacy Objectives, Endpoints, and Associated Case Definitions

	Objective	Endpoint	Case Definition
Secondary	To estimate the efficacy of 2 IM doses of AZD1222 compared to placebo for the prevention of University of Oxford-defined symptomatic COVID-19	The incidence of the first case of SARS-CoV-2 RT-PCR-positive symptomatic illness occurring ≥ 15 days post second dose of study intervention using University of Oxford-defined symptom criteria	First case of SARS-CoV-2 RT-PCR-positive symptomatic illness for a participant occurring ≥ 15 days post second dose of study intervention using University of Oxford-defined symptom criteria. Cases are defined as RT-PCR-confirmed SARS-CoV-2 and having at least one of the following symptoms: 1 New onset of fever (> 100 °F [> 37.8 °C]), OR 2 Cough, OR 3 Shortness of breath, OR 4 Anosmia/ageusia
	To estimate the efficacy of 2 IM doses of AZD1222 compared to placebo for the prevention of severe or critical symptomatic COVID-19	The incidence of SARS-CoV-2 RT-PCR-positive severe or critical symptomatic illness occurring ≥ 15 days post second dose of study intervention	Participant must have laboratory-confirmed COVID-19 (SARS-CoV-2 RT-PCR-positive symptomatic illness) plus any of the following: <ul style="list-style-type: none"> • Clinical signs at rest indicative of severe systemic illness (respiratory rate ≥ 30 breaths per minute, heart rate ≥ 125 beats per minute, oxygen saturation $\leq 93\%$ on room air at sea level, or partial pressure of oxygen to fraction of inspired oxygen ratio < 300 mm Hg) • Respiratory failure (defined as needing high-flow oxygen, noninvasive ventilation, mechanical ventilation or extracorporeal membrane oxygenation) • Evidence of shock (systolic blood pressure < 90 mm Hg, diastolic blood pressure < 60 mm Hg, or requiring vasopressors) • Significant acute renal, hepatic, or neurologic dysfunction • Admission to an intensive care unit • Death

Table 13 Overview of Primary and Secondary Efficacy Objectives, Endpoints, and Associated Case Definitions

	Objective	Endpoint	Case Definition
Secondary	To estimate the efficacy of 2 IM doses of AZD1222 compared to placebo for the prevention of COVID-19-related Emergency Department visits	The incidence of COVID-19-related Emergency Department visits occurring \geq 15 days post second dose of study intervention	COVID-19-related Emergency Department visits occurring \geq 15 days post second dose of study intervention
	To assess antibody responses to AZD1222 S antigen following 2 IM doses of AZD1222 or placebo (Substudy and Illness Visits only)	a) Post-treatment GMTs and GMFRs from day of dosing baseline value to 28 days post each dose in SARS-CoV-2 S, RBD antibodies (MSD serology assay)	a) Post-treatment GMTs and GMFRs from day of dosing baseline value to 28 days post each dose in SARS-CoV-2 S, RBD antibodies (MSD serology assay)
		b) The proportion of participants who have a post-treatment seroresponse (\geq 4-fold rise in titers from day of dosing baseline value to 28 days post each dose) to the S, RBD antigens of AZD1222 (MSD serology assay)	b) Post-treatment seroresponse (\geq 4-fold rise in titers from day of dosing baseline value to 28 days post each dose) to the S, RBD antigens of AZD1222 (MSD serology assay)

Table 13 Overview of Primary and Secondary Efficacy Objectives, Endpoints, and Associated Case Definitions

Objective		Endpoint	Case Definition
Secondary	To determine anti-SARS-CoV-2 neutralizing antibody levels in serum following 2 IM doses of AZD1222 or placebo (Substudy and Illness Visits only)	a) Post-treatment GMTs and GMFRs from day of dosing baseline value to 28 days post each dose in SARS-CoV-2 neutralizing antibodies (wild-type assay or pseudo-neutralization assay)	a) Post-treatment GMTs and GMFRs from day of dosing baseline value to 28 days post each dose in SARS-CoV-2 neutralizing antibodies (wild-type assay or pseudo-neutralization assay)
		b) Proportion of participants who have a post-treatment seroresponse (\geq 4-fold rise in titers from day of dosing baseline value to 28 days post each dose) to AZD1222 as measured by SARS-CoV-2 neutralizing antibodies (wild-type assay or pseudo-neutralization assay)	b) Post-treatment seroresponse (\geq 4-fold rise in titers from day of dosing baseline value to 28 days post each dose) to AZD1222 as measured by SARS-CoV-2 neutralizing antibodies (wild-type assay or pseudo-neutralization assay)

CDC = Centers for Disease Control and Prevention; COVID-19 = coronavirus disease 2019; GMFR = geometric mean fold rise; GMT = geometric mean titer; IM = intramuscular; MSD = Meso Scale Discovery; S = Spike; RBD = receptor binding domain; RT-PCR = reverse transcriptase polymerase chain reaction; SARS-CoV-2 = severe acute respiratory syndrome-coronavirus-2.

Appendix H Abbreviations

Abbreviation or special term	Explanation
ACE2	angiotensin-converting enzyme 2
AE	adverse event
AESI	adverse event of special interest
ALT	alanine aminotransferase
AST	aspartate aminotransferase
β-hCG	beta-human chorionic gonadotropin
CDC	Centers for Disease Control and Prevention
ChAdOx1 MERS	chimpanzee adenovirus Ox1 with MERS Spike antigen
ChAdOx1 nCoV-19	name of AZD1222 when initially developed by the University of Oxford
CI	confidence interval
CoV	coronavirus
COVID-19	coronavirus disease 2019
CRO	contract research organization
CSR	clinical study report
DBL	database lock
DSMB	Data Safety Monitoring Board
E	envelope
eCRF	electronic case report form
EDC	electronic data capture
e-Diary	electronic diary
ELISA	enzyme-linked immunosorbent assay
ELISpot	enzyme-linked immunospot
FIH	first-in-human
GCP	Good Clinical Practice
GMFR	geometric mean fold rise
GMT	geometric mean titer
IB	Investigator's Brochure
ICF	informed consent form
ICH	International Council for Harmonisation
IEC	Independent Ethics Committee
IgA	immunoglobulin A
IgG	immunoglobulin G
IgM	immunoglobulin M
IM	intramuscular

Abbreviation or special term	Explanation
IMP	investigational medicinal product
IND	Investigational New Drug
IRB	Institutional Review Board
IRT	Interactive Response Technology
IV	intravenous
M	membrane
MAAE	medically attended adverse event
MERS	Middle East respiratory syndrome
MERS-CoV	Middle East respiratory syndrome coronavirus
MSD	Meso Scale Discovery
NHP	non-human primate
PBMC	peripheral blood mononuclear cell
PSRT	Protocol Safety Review Team
RBD	receptor binding domain
RRR	relative risk reduction
RT-PCR	reverse transcriptase polymerase chain reaction
S	Spike
SAE	serious adverse event
SAP	Statistical Analysis Plan
SARS-CoV	severe acute respiratory syndrome-coronavirus
SARS-CoV-2	severe acute respiratory syndrome-coronavirus 2
SoA	Schedule of Activities
TBL	total bilirubin
tPA	tissue plasminogen activator
ULN	upper limit of normal
US FDA	United States Food and Drug Administration
USA	United States of America
VE	vaccine efficacy
vp	viral particles
WHO	World Health Organization
w/v	weight/volume

Appendix I Protocol Amendment History

The Protocol Amendment Summary of Changes [Table](#) for the current amendment is located directly before the Table of Contents.

Amendment 2 (17 September 2020)

Overall Rationale for the Amendment:

The principal reason for this amendment was to address US FDA feedback to the Investigational New Drug application. Additional changes included statistical revisions per DSMB request and other revisions to provide clarity or correct inadvertent errors. All the changes were considered non-substantial.

Section # and Name	Description of Change	Brief Rationale	Substantial/ Non-substantial
1.1 Synopsis	Updated Objectives and Endpoints, Overall Design, Statistical Methods	To align with edits in the protocol body	Non-substantial
1.3 Schedule of Activities, Table 3	Removed 'at least' to clarify that PBMCs will be isolated from approximately 300 participants	Clarification	Non-substantial
1.3 Schedule of Activities, Table 4	a) Added new footnote 'b' to indicate that collection of saliva sample for viral shedding assessment is optional in Chile/Peru and may occur after a feasibility assessment has been completed b) Footnote 'c': removed the requirement for the RT-PCR test to be a rapid test	a) Feasibility of collection of saliva samples in Chile/Peru is underway b) Not a requirement per protocol and provides more flexibility to the sites	Non-substantial

Section # and Name	Description of Change	Brief Rationale	Substantial/ Non-substantial
3 Objectives and Endpoints, Table 5	<ul style="list-style-type: none"> a) Revised definition of intercurrent event b) Revised secondary objective 1 to assess for all SARS-COV-2 infection c) Added an exploratory objective to estimate the efficacy of 2 IM doses of AZD1222 compared to placebo for COVID-19-related deaths d) Added an exploratory objective to estimate the efficacy of AZD1222 compared to placebo for the prevention of COVID-19 following the first dose e) Renumbered exploratory objective 12: removed 'serum' prior to B- and T-cell responses 	<ul style="list-style-type: none"> a) To align with changes in the primary analysis b) To align with analyses c) Per US FDA request d) Per DSMB request e) To correct a misstatement 	Non-substantial
4.1 Overall Design	Removed requirement to limit initial enrollment to participants 18 to 55 years of age	The US FDA reviewed the accrued data from the ongoing University of Oxford studies and approved enrollment in all age groups prior to enrollment of the first subject.	Non-substantial
6.2.1 Dose Preparation and Administration	Clarified description for use of AZD1222 and placebo within the beyond-use-date	To avoid confusion in the time period from the first needle puncture of the AZD1222 vial or placebo vial/IV bag to dose administration	Non-substantial
6.2.1.1 AZD1222 (Additional change)	Removed specification for a 1 mL syringe to be used for AZD1222 dose preparation	To provide flexibility in dose administration	Non-substantial
6.5 Concomitant Therapy	Specified that all concomitant medication must be recorded in the eCRF	Per US FDA request	Non-substantial
6.5.1 Permitted Concomitant Medications	Clarified the concomitant medications permitted for the treatment of COVID-19 after receiving study intervention	Per US FDA request	Non-substantial

Section # and Name	Description of Change	Brief Rationale	Substantial/ Non-substantial
6.5.2 Prohibited Concomitant Medications	<ul style="list-style-type: none"> a) For participants who received a prohibited concomitant medication, described the potential impact on participation in the study, including study withdrawal, discontinuation of study intervention, or evaluability in analysis data sets b) Added immunoglobulins and/or blood product 	<ul style="list-style-type: none"> a) Per US FDA request b) For alignment with exclusion criterion 13 	Non-substantial
7.1 Discontinuation of Study Intervention	<ul style="list-style-type: none"> a) Added new criterion for laboratory-confirmed SARS-CoV-2 infection b) Revised criterion that any allergic reaction related to study intervention, regardless of severity grade, will result in study discontinuation c) Added new criterion for receipt of prohibited concomitant medication that may jeopardize the safety of the participant or interpretation of the data 	<ul style="list-style-type: none"> a) Clarification b) Per US FDA request c) Per US FDA request 	Non-substantial
8.1.2 Illness Visits	Clarified that home collection requirements include digital health device and Illness e-Diary recordings, and saliva samples	Per US FDA request	Non-substantial
8.1.2.2 Digital Health Device	Described the monitoring protocols for triage and follow-up of alerts from the digital health device	Per US FDA request	Non-substantial
8.5.2.4 Assessment of Cell-mediated Immune Responses	Clarified the number of participants who will provide PBMC samples, ie, approximately 300 in the substudy and from up to approximately the first 3 000 during the Day 1 illness visit	To align with the SoA Table 3 and Table 4	Non-substantial
8.6.1.1 Virologic Assessments (additional change)	Clarified that a validated multiplexed respiratory panel may be utilized to assess the presence of respiratory pathogens	Multiplexed respiratory panel testing is not an absolute requirement	Non-substantial

Section # and Name	Description of Change	Brief Rationale	Substantial/ Non-substantial
8.6.1.2 Assessment of Viral Shedding	<ul style="list-style-type: none"> a) Clarified that saliva collection is performed utilizing a Spectrum DNA (SDNA-1000) collection kit b) Removed 'qualitative' to describe the type of shedding assessment c) Added information that collection of saliva sample for viral shedding assessment is optional in Chile/Peru and may occur after a feasibility assessment has been completed 	<ul style="list-style-type: none"> a) Clarification b) Updated due to an assay improvement c) Feasibility of collection of saliva samples in Chile/Peru is underway 	Non-substantial
9 Statistical Considerations 9.1, 9.2, 9.4, 9.4.2.1, 9.4.4, and 9.5	Amended the testing strategy, sample sizing, as well as number of events required for the interim and primary analyses	Per DSMB request	Non-substantial
9.3 Populations for Analysis, Table 9	Added definition for immunogenicity analysis set	To describe the population to be used for the immunogenicity assessments	Non-substantial
9.4.1 General Considerations	Revised definition of intercurrent event	To align with changes in the primary analysis	Non-substantial
9.4.2 Efficacy	<ul style="list-style-type: none"> a) Added reference to new Appendix G (see description for Appendix G below) b) Added description of an adjudication committee that will review data of potential cases for the COVID-19-related efficacy endpoints 	<ul style="list-style-type: none"> a) Per US FDA request b) To provide clarity on the process for determining cases to be included in the COVID-19-related efficacy evaluations 	Non-substantial
9.4.2.1 Primary Endpoint (additional change)	Clarified a supportive analysis of the primary endpoint	Incorrect statement about censored observations removed	Non-substantial

Section # and Name	Description of Change	Brief Rationale	Substantial/ Non-substantial
9.4.2.2 Secondary Endpoints	<p>a) Bullet 1: Clarified that the endpoint will assess the proportion of participants who have a post-treatment response (negative at baseline to positive post treatment with study intervention) for SARS-CoV-2 Nucleocapsid antibodies over time</p> <p>b) Bullet 2: Included the endpoint to assess the incidence of SARS-CoV-2 RT-PCR positive symptomatic illness using the CDC criteria</p> <p>c) Bullet 3: Clarified the University of Oxford symptom criteria used to assess the incidence of SARS-CoV-2 RT-PCR positive symptomatic illness</p> <p>d) Specified the analyses for the incidence endpoints, and added a description of the analysis for participants positive for SARS-CoV-2 Nucleocapsid antibodies</p>	<p>a) To align with analyses</p> <p>b) Corrected an inadvertent omission</p> <p>c) Per US FDA request</p> <p>d) Clarification</p>	Non-substantial
Appendix A5 Committee Structure	Added description of an adjudication committee that will review data of potential cases for the COVID-19-related efficacy endpoints	To provide clarity on the process for determining cases to be included in the COVID-19-related efficacy evaluations	
Appendix G Overview of Primary and Secondary Efficacy Objectives, Endpoints, and Associated Case Definitions	New overview table presenting the primary and secondary efficacy objectives, endpoints, and associated case definitions	Per US FDA request	Non-substantial
Appendix I Protocol Amendment History	Moved summary of changes for Protocol Amendment 1 to this new appendix	Per protocol template	Non-substantial

CDC = Centers for Disease Control and Prevention; COVID-19 = coronavirus disease 2019; eCRF = electronic case report form; DSMB = Data Safety Monitoring Board; e-Diary = electronic diary; IM = intramuscular; NP = nasopharyngeal; PBMC = peripheral blood mononuclear cell; RT-PCR = reverse transcriptase polymerase chain reaction; SARS-CoV-2 = severe acute respiratory syndrome-coronavirus 2; SoA = schedule of activities; US FDA = United States Food and Drug Administration.

Amendment 1 (10 August 2020)

Overall Rationale for the Amendment:

Section # and Name	Description of Change	Brief Rationale	Substantial/ Non-substantial
1.1 Synopsis	Updated Objectives and Endpoints, Overall Design, and Statistical Methods	To align with edits in main body	Non-substantial
1.2 Schema	Revised the footnote to identify the number of randomized participants in each age group to participate in the substudy	To identify by age group the 3 000 randomized participants who will participate in the substudy	Non-substantial
1.3 Schedule of Activities Table 2 Treatment and Follow-up Period - Main Study	Added assessment for recording any concomitant medication administered for the treatment of an SAE, MAAE, or AESI from Day 90 through Day 730	To support evaluation of SAEs, MAAEs, or AESIs	Non-substantial
1.3 Schedule of Activities Table 3 Treatment and Follow-up Period - Substudy	a) Added assessment for recording any concomitant medication administered for the treatment of an SAE, MAAE, or AESI from Day 90 through Day 730 b) Footnote d: identified that ‘at least 300’ participants in the substudy can have PBMCs collected	a) To support evaluation of SAEs, MAAEs, or AESIs b) To help ensure PBMCs can be collected in participants across age groups	Non-substantial
2.2 Background	a) Corrected the study number for the University of Oxford South African clinical study b) Updated preliminary clinical data from Study COV001 and Study COV002	To align with: a) The study number correction made by the University of Oxford b) The updated AZD1222 IB, Edition 1.1	Non-substantial
2.3.1 Risk Assessment	Updated common solicited AE information	To align with the updated AZD1222 IB, Edition 1.1	Non-substantial

Section # and Name	Description of Change	Brief Rationale	Substantial/ Non-substantial
3 Objectives and Endpoints	<p>a) Clarified that secondary objective 6 is performed in substudy and illness visits only</p> <p>b) Footnote a: identified the number of randomized participants in each age group to participate in the substudy</p>	<p>a) Humoral responses to AZD1222 are not required for main study participants</p> <p>b) To identify by age group the 3 000 randomized participants who will participate in the substudy</p>	Non-substantial
4.1 Overall Design	<p>a) Clarified that enrollment will begin with participants 18 to 55 years of age, followed by older age groups after FDA review of accruing clinical data</p> <p>b) Identified the number of randomized participants in each age group to participate in the substudy</p>	<p>a) To provide for review of immunogenicity data in older subjects prior to enrollment'</p> <p>b) To identify by age group the 3 000 randomized participants who will participate in the substudy</p>	Non-substantial
4.2.1 Rationale for Study Design and Participant Population	Updated the number of participants 56 to 69 and ≥ 70 years of age anticipated to have received AZD1222 at time of study initiation	To align with updated study status	Non-substantial
5.1 Inclusion Criteria	Corrected number formatting to separate Criteria 3 and 4	Inclusion criterion 4 was erroneously included under inclusion criterion 3	Non-substantial
5.2 Exclusion Criteria	<p>a) Clarified Criterion 2 to include participants with any other demyelinating condition</p> <p>b) Clarified Criterion 6 to state ≥ 20 mg per day vs ≥ 20 mg/kg/day of prednisone</p>	<p>Per NIH request</p> <p>Correct typographical error</p>	Non-substantial
6.1.2 Dosing Instructions	Deleted instructions to cover the injection site with a sterile dressing	Erroneously included in original protocol	Non-substantial
6.2.1 Dose Preparation and Administration; 6.2.1.1 AZD1222 6.2.1.2 Placebo	Clarified that AZD1222 and placebo doses drawn into syringes for administration must be administered according to the beyond-use-date of the vial or IV bag	To align with the beyond-use-date of the vial or IV bag as AZD1222 and placebo do not contain preservatives	Non-substantial

Section # and Name	Description of Change	Brief Rationale	Substantial/ Non-substantial
7.2 Participant Withdrawal from the Study	Clarified that all collected samples will be destroyed if the participant withdraws consent for use of existing samples	To align with current process	Non-substantial
8.1.1 Monitoring COVID-19 Symptoms	Clarified that investigator judgement should be used when determining which participants should initiate illness visits during the 7 days following administration of each dose of study intervention	To help ensure that qualifying symptoms for illness visits are due to potential infection with SARS-CoV-2 and not to reactogenicity of the study intervention	Non-substantial
8.1.2.2 Digital Health Device	Clarified that the monitoring team will receive and triage alerts associated with participants' digital health device data rather than the investigator	To align with current process	Non-substantial
9.1 Statistical Hypotheses 9.4.2.1 Primary Endpoint 9.4.4 Methods for Multiplicity Control 9.5 Interim Analyses	Clarified the statistical significance for determining vaccine efficacy	To add greater detail to the statistical analysis approach for the primary estimand	Non-substantial
9.4 Statistical Analyses	Clarified that the SAP will be approved prior to the interim analysis vs the primary analysis	Per standard practice	Non-substantial
Appendix A 5 Committee Structure	Added criteria for pausing the study for DSMB review	To ensure safety oversight	Non-substantial
Appendix E Toxicity Grading Scales for Solicited Adverse Events			
Table 11 Clinical Abnormalities: Vital Signs	Revised the temperature range for fever	To align with definition of fever throughout the main body	Non-substantial
Table 12 Clinical Abnormalities: Systemic	Added information for assessing severity grade of chills and deleted diarrhea	To align with solicited adverse events being collected, which includes chills but not diarrhea	Non-substantial

AESI = adverse event of special interest; MAAE = medically attended adverse event; NIH = National Institutes of Health; SAE = serious adverse event; SAP = Statistical Analysis Plan.

11 REFERENCES

CDC. (Centers for Disease Control and Prevention). Coronavirus Disease 2019 (COVID-19), Symptoms of Coronavirus. <https://www.cdc.gov/coronavirus/2019-ncov/symptoms-testing/symptoms.html>. Published 2020. Accessed 01 July 2020.

FDA. (Food and Drug Administration). Guidance for Industry. Toxicity grading scale for healthy adult and adolescent volunteers enrolled in preventive vaccine clinical trials. . <https://www.fda.gov/media/73679/download>. Published 2007. Accessed 20 June 2020.

Folegatti PM, Bittaye M, Flaxman A, Lopez FR, Bellamy D, Kupke A et al. Safety and immunogenicity of a candidate Middle East respiratory syndrome coronavirus viral-vectored vaccine: a dose-escalation, open-label, non-randomised, uncontrolled, Phase 1 trial. *Lancet Infect Dis*. 2020a;20(7):816-26.

Folegatti PM, Ewer KJ, Aley PK, Angus B, Becker S, Belij-Rammerstorfer S et al. Safety and immunogenicity of the ChAdOx1 nCoV-19 vaccine against SARS-CoV-2: a preliminary report of a phase 1/2, single-blind, randomised controlled trial. *Lancet*. 2020b;S0140-6736(20):31604-4.

Li F. Structure, Function, and Evolution of Coronavirus Spike Proteins. *Annu Rev Virol*. 2016;3(1):237-61.

Lu R, Zhao X, Li J, Niu P, Yang B, Wu H et al. Genomic characterisation and epidemiology of 2019 novel coronavirus: implications for virus origins and receptor binding. *Lancet*. 2020;395(10224):565-74.

NIH. (National Institutes of Health). Guidelines for the use of antiretroviral agents in adults and adolescents with HIV. <https://aidsinfo.nih.gov/guidelines>. Published 2020. Accessed 10 August 2020.

Schmitt-Thompson. Clinical Content. COVID-19 Resources. 2020. <https://www.stcc-triage.com/covid-19-resources>. Published 2020. Accessed 01 September 2020.

SPEAC. (Safety Platform for Emergency Vaccines) D2.3 Priority list of adverse events of special interest: COVID-19. Work Package: WP2 Standards and Tools. v1.1. 05 March 2020. https://media.tghn.org/articles/COVID-19_AESIs_SPEAC_V1.1_5Mar2020.pdf. Published 2020. Accessed 14 June 2020.

van Doremalen N, Lambe T, Spencer A, Belij-Rammerstorfer S, Purushotham JN, Port JR et al. ChAdOx1 nCoV-19 vaccination prevents SARS-CoV-2 pneumonia in rhesus macaques. *bioRxiv*. 2020;2020.05.13.093195.

Waldrop G, Doherty M, Vitoria M, Ford N. Stable patients and patients with advanced disease: consensus definitions to support sustained scale up of antiretroviral therapy. *Trop Med Int Health*. 2016;21(9):1124-30.

WHO. (World Health Organization) Coronavirus disease (COVID-19) situation report-185. Published 2020. https://www.who.int/docs/default-source/coronaviruse/situation-reports/20200724-covid-19-sitrep-186.pdf?sfvrsn=4da7b586_2. Published 2020. Accessed 19 August 2020.

Zhou P, Yang X-L, Wang X-G, Hu B, Zhang L, Zhang W et al. A pneumonia outbreak associated with a new coronavirus of probable bat origin. *Nature*. 2020.

Zhu N, Zhang D, Wang W, Li X, Yang B, Song J et al. A novel coronavirus from patients with pneumonia in China, 2019. *N Engl J Med*. 2020;382(8):727-33.

Zou G. A modified poisson regression approach to prospective studies with binary data. *Am J Epidemiol*. 2004;159(7):702-6.

SIGNATURE PAGE

This is a representation of an electronic record that was signed electronically and this page is the manifestation of the electronic signature

Document Name: d8110c00001-csp-v1-region-1-chile-peru		
Document Title:	d8110c00001-csp-v1-region-1-chile-peru	
Document ID:	Doc ID-004396941	
Version Label:	1.0 CURRENT LATEST APPROVED	
Server Date (dd-MMM-yyyy HH:mm 'UTC'Z)	Signed by	Meaning of Signature
13-Oct-2020 17:25 UTC	PPD	Content Approval
13-Oct-2020 17:20 UTC	PPD	Content Approval

Notes: (1) Document details as stored in ANGEL, an AstraZeneca document management system.

Clinical Study Protocol	
Study Intervention	AZD1222
Study Code	D8110C00001
Version	Amendment 3
Date	26 October 2020

TITLE PAGE

**A Phase III Randomized, Double-blind, Placebo-controlled
Multicenter Study in Adults to Determine the Safety, Efficacy, and
Immunogenicity of AZD1222, a Non-replicating ChAdOx1 Vector
Vaccine, for the Prevention of COVID-19**

Sponsor Name:	AstraZeneca AB
Legal Registered Address:	151 85 Södertälje, Sweden
Regulatory Agency Identifier Number(s):	IND number 23522 NCT04516746 EudraCT number 2020-001228-32

This Clinical Study Protocol has been subject to a peer review according to AstraZeneca Standard procedures. The Clinical Study Protocol is publicly registered and the results are disclosed and/or published according to the AstraZeneca Global Policy on Bioethics and in compliance with prevailing laws and regulations.

Protocol Number: D8110C00001

Amendment Number: 3

Study Intervention: AZD1222

Study Phase: III

Short Title: Phase III Double-blind, Placebo-controlled Study of AZD1222 for the Prevention of COVID-19 in Adults

Study Physician Name and Contact Information will be provided separately

USA Coordinating Investigators: Ann Falsey, MD
University of Rochester School of Medicine
Rochester, NY

Magda Sobieszczyk, MD
Columbia University
New York, NY

PROTOCOL AMENDMENT SUMMARY OF CHANGES TABLE

DOCUMENT HISTORY	
Document	Date
Amendment 3	26 October 2020
Amendment 2	17 September 2020
Amendment 1	10 August 2020
Original Protocol	15 July 2020

Amendment 3 (26 October 2020)

This amendment is considered to be substantial based on the criteria set forth in Article 10(a) of Directive 2001/20/EC of the European Parliament and the Council of the European Union.

Overall Rationale for the Amendment:

The principal reason for this amendment was to expand AESI evaluation and oversight. Other key revisions included updating the AZD1222 safety profile, increasing the sample size, extending the beyond-use-date for the study intervention, and specifying that the substudy will only be conducted in the USA.

Section # and Name	Description of Change	Brief Rationale	Substantial/ Non-substantial
Title Page	Added ClinicalTrials.gov and EudraCT numbers	To align with updated information	Non-substantial
1.1 Synopsis	Updated Objectives and Endpoints, Overall Design, Number of Participants, Statistical Methods	To align with edits in the protocol body	Non-substantial
1.2 Schema, Figure 1 Study Design	Noted that the substudy will only be conducted in the USA	Due to logistical issues	Non-substantial
1.3 Schedule of Activities, Table 2	Extended Day 29 visit window from ± 3 days to -3 to +7 days	To provide greater scheduling flexibility to sites and participants	Non-substantial
1.3 Schedule of Activities, Table 3	<ul style="list-style-type: none"> a) Noted that the substudy will only be conducted in the USA b) Extended Day 29 visit window from ± 3 days to -3 to +7 days c) For participants who received the first dose between 28 August 2020 and 06 September 2020, extended the window for receiving the second dose 	<ul style="list-style-type: none"> a) Due to logistical issues b) To provide greater scheduling flexibility to sites and participants c) To accommodate receipt of the second dose of study intervention for participants who received their first dose prior to the clinical hold 	Non-substantial

Section # and Name	Description of Change	Brief Rationale	Substantial/ Non-substantial
1.3 Schedule of Activities, Table 4	<ul style="list-style-type: none"> a) Broadened optional saliva sample collection for viral shedding to all non-USA sites b) Noted that PBMCs will be collected from participants where operationally feasible 	Clarifications due to logistical issues	Non-substantial
2.2 Background	Updated information on the nonclinical and clinical AZD1222 development program	To align with information in the updated AZD1222 IB	Non-substantial
2.3.1 Risk Assessment	Revised important potential risks		Substantial
3 Objectives and Endpoints, Table 5	<ul style="list-style-type: none"> a) Revised estimand description for the primary efficacy endpoint to be conducted in the fully vaccinated analysis set, and added a secondary objective to estimate efficacy in all participants regardless of prior SARS-CoV-2 infection b) Noted that the substudy will only be conducted in the USA 	<ul style="list-style-type: none"> a) To align with the statistical plan b) Due to logistical issues 	Non-substantial
4.1 Overall Design	<ul style="list-style-type: none"> a) Increased the sample size from 30 000 to 40 000 participants b) For participants who received the first dose between 28 August 2020 and 06 September 2020, extended the window for receiving the second dose c) Noted that the substudy will be conducted only in the USA d) Added a description of the independent Neurological AESI Expert Committee 	<ul style="list-style-type: none"> a) Increased based on updated attack rates and public health emergency b) To accommodate receipt of the second dose of study intervention for participants who received their first dose prior to the clinical hold c) Due to logistical issues d) New committee to provide advice on selected neurological AESIs 	<ul style="list-style-type: none"> a) Substantial b) Non-substantial c) Non-substantial d) Substantial
4.2.1 Rationale for Study Design and Participant Population	Revised enrollment status for Study COV002	Aligned with updated study status	Non-substantial
6.2.1.1 AZD1222, 6.2.1.2 Placebo	Extended the beyond-use-date from 4 hours to 6 hours	To align with revised use hold times based on recent microbial challenge study data	Non-substantial

Section # and Name	Description of Change	Brief Rationale	Substantial/ Non-substantial
8.3.9 Adverse Events of Special Interest	Expanded the AESI list and specified that AESIs will be reported to the Sponsor within one day of becoming aware of the event	To permit close monitoring and rapid communication of safety information, and further understanding of the AZD1222 safety profile	Substantial
8.3.9.1 Potential Neurological AESIs	New section for evaluation of potential neurological AESIs	For additional safety monitoring	Substantial
8.5.2.4 Assessment of Cell-mediated Immune Responses	Noted that PBMCs will be collected from participants where operationally feasible	Clarifications due to logistical issues	Non-substantial
8.6.1.2 Assessment of Viral Shedding	Broadened optional saliva sample collection for viral shedding to all non-USA sites		
9.2 Sample Size Determination	Updated to incorporate the increased sample size from 30 000 to 40 000 participants as well as the underlying assumptions	Increased based on updated attack rates and public health emergency	Substantial
9.3 Populations for Analyses	Added a fully vaccinated analysis set and revised the per-protocol analysis set to be based on participants in the fully vaccinated analysis set	To align with the revised statistical analyses for the primary endpoint	Non-substantial
9.4.1 General Considerations 9.4.2.1 Primary Endpoint 9.4.2.2 Secondary Endpoints	Revised analyses	To align with the current analysis plan	Non-substantial
Appendix A5 Committee Structure	Added a description of the independent Neurological AESI Expert Committee	New committee to provide advice on selected neurological AESIs	Substantial
Appendix F Adverse Events of Special Interest	a) Expanded the AESI list and provided a description of the events b) Added new table listing potential immune-mediated conditions to provide more detail on this new AESI	To permit close monitoring and rapid communication of safety information and further understand the AZD1222 safety profile	Substantial

Section # and Name	Description of Change	Brief Rationale	Substantial/ Non-substantial
Appendix G	<ul style="list-style-type: none"> a) Primary endpoint: Revised to note that the statistical analysis will be conducted in participants with negative serostatus at baseline b) Secondary endpoint evaluating symptomatic COVID-19 per CDC criteria: Revised the case definition to remove a minimum duration for any of the symptoms c) Added a secondary objective to estimate efficacy in all participants regardless of prior SARS-CoV-2 infection 	To align with statistical analyses	Non-substantial

TABLE OF CONTENTS

TITLE PAGE.....	1
PROTOCOL AMENDMENT SUMMARY OF CHANGES TABLE.....	3
TABLE OF CONTENTS.....	8
1 PROTOCOL SUMMARY	13
1.1 Synopsis.....	13
1.2 Schema.....	19
1.3 Schedule of Activities.....	19
2 INTRODUCTION	27
2.1 Study Rationale.....	27
2.2 Background.....	27
2.3 Benefit/Risk Assessment.....	30
2.3.1 Risk Assessment.....	30
2.3.2 Benefit Assessment.....	30
2.3.3 Overall Benefit: Risk Conclusion.....	30
3 OBJECTIVES AND ENDPOINTS	31
4 STUDY DESIGN	34
4.1 Overall Design.....	34
4.2 Scientific Rationale for Study Design.....	36
4.2.1 Rationale for Study Design and Participant Population.....	36
4.2.2 Rationale for Study Endpoints.....	37
4.3 Justification for Dose.....	37
4.4 End of Study Definition.....	38
5 STUDY POPULATION	39
5.1 Inclusion Criteria.....	39
5.2 Exclusion Criteria.....	41
5.3 Lifestyle Considerations.....	42
5.4 Screen Failures.....	42
6 STUDY INTERVENTION	43
6.1 Study Interventions Administered.....	43
6.1.1 Investigational Products.....	43
6.1.2 Dosing Instructions.....	44
6.2 Preparation/Handling/Storage/Accountability.....	44
6.2.1 Dose Preparation and Administration.....	44
6.2.1.1 AZD1222.....	44
6.2.1.2 Placebo.....	45
6.3 Measures to Minimize Bias: Randomization and Blinding.....	45
6.3.1 Randomization.....	45

6.3.2	Blinding.....	46
6.3.3	Procedures for Unblinding	46
6.4	Study Intervention Compliance.....	46
6.5	Concomitant Therapy.....	47
6.5.1	Permitted Concomitant Medications	47
6.5.2	Prohibited Concomitant Medications	47
6.6	Dose Modification	48
6.7	Intervention After the End of the Study.....	48
7	DISCONTINUATION OF STUDY INTERVENTION AND PARTICIPANT DISCONTINUATION/WITHDRAWAL.....	48
7.1	Discontinuation of Study Intervention.....	48
7.1.1	Study Suspension or Termination.....	49
7.2	Participant Withdrawal from the Study	49
7.3	Lost to Follow-up	49
8	STUDY ASSESSMENTS AND PROCEDURES	50
8.1	Efficacy Assessments.....	50
8.1.1	Monitoring COVID-19 Symptoms	50
8.1.2	Illness Visits	51
8.1.2.1	SARS-CoV-2 Testing and Other Virology Assessments.....	52
8.1.2.2	Digital Health Device	52
8.1.2.3	Illness e-Diary	53
8.1.3	Severe COVID-19	54
8.1.4	Medical Notes Review.....	55
8.1.5	Monitoring for Asymptomatic Infection.....	55
8.2	Safety Assessments.....	55
8.2.1	Physical Examinations	55
8.2.2	Vital Signs	55
8.2.3	Clinical Laboratory Assessments	56
8.3	Adverse Events and Serious Adverse Events.....	56
8.3.1	Time Period and Frequency for Collecting AE and SAE Information.....	56
8.3.2	Follow-up of AEs and SAEs	57
8.3.3	Causality Collection.....	58
8.3.4	Adverse Events Based on Signs and Symptoms	58
8.3.5	Adverse Events Based on Examinations and Tests	58
8.3.6	Hy’s Law	59
8.3.7	Solicited Adverse Events (Only for Substudy)	59
8.3.8	Medically Attended Adverse Events	60
8.3.9	Adverse Events of Special Interest	60
8.3.9.1	Potential Neurological AESIs	61
8.3.10	Reporting of Serious Adverse Events.....	63
8.3.11	Pregnancy.....	63
8.3.11.1	Maternal Exposure.....	63
8.3.12	Medication Error.....	64

8.3.13	Medical Device Deficiencies.....	64
8.4	Overdose	65
8.5	Human Biological Samples.....	65
8.5.1	Pharmacokinetics.....	65
8.5.2	Immunogenicity Assessments	66
8.5.2.1	SARS-CoV-2 Serology Assessments	66
8.5.2.2	SARS-CoV-2 Neutralizing Antibody Assessments	66
8.5.2.3	Assessment of Mucosal Responses	66
8.5.2.4	Assessment of Cell-mediated Immune Responses	66
8.5.2.5	Additional Serum Immunogenicity	67
8.5.3	Pharmacodynamics	67
8.6	Human Biological Sample Biomarkers	67
8.6.1	Collection of Mandatory Samples for Biomarker Analysis	67
8.6.1.1	Virologic Assessments.....	67
8.6.1.2	Assessment of Viral Shedding	68
8.6.2	Other Study-related Biomarker Research	68
8.7	Optional Genomics Initiative Sample.....	68
8.8	Medical Resource Utilization and Health Economics	68
9	STATISTICAL CONSIDERATIONS.....	69
9.1	Statistical Hypotheses	69
9.2	Sample Size Determination.....	69
9.3	POPULATIONS FOR ANALYSES	71
9.4	Statistical Analyses.....	71
9.4.1	General Considerations.....	72
9.4.2	Efficacy	73
9.4.2.1	Primary Endpoint.....	73
9.4.2.2	Secondary Endpoints	75
9.4.2.3	Exploratory Endpoints	76
9.4.3	Safety	77
9.4.3.1	Primary Endpoints	77
9.4.3.2	Other Safety Endpoints	77
9.4.4	Methods for Multiplicity Control	77
9.4.5	Sensitivity Analyses.....	78
9.4.6	Subgroup Analyses	78
9.5	Interim Analyses.....	78
9.6	Data Safety Monitoring Committee.....	79
10	SUPPORTING DOCUMENTATION AND OPERATIONAL CONSIDERATIONS.....	79
11	REFERENCES.....	121

LIST OF FIGURES

Figure 1	Study Design	19
Figure 2	Neurology Testing Algorithm	62

LIST OF TABLES

Table 1	Schedule of Activities: Screening Period	20
Table 2	Schedule of Activities: Treatment and Follow-up Period – Main Study (Excluding Substudy Participants)	21
Table 3	Schedule of Activities: Treatment and Follow-up Period – Substudy (USA Participants Only)	23
Table 4	Schedule of Activities: Illness Visits (Participants with Qualifying Clinical Symptoms)	25
Table 5	Objectives and Endpoints.....	31
Table 6	Highly Effective Methods of Contraception.....	40
Table 7	Investigational Products.....	43
Table 8	List of Predefined Solicited Adverse Events for Reactogenicity Assessment.....	59
Table 9	Populations for Analysis	71
Table 10	Tables for Clinical Abnormalities: Local Reactions to Injectable Product	96
Table 11	Tables for Clinical Abnormalities: Vital Signs	97
Table 12	Tables for Clinical Abnormalities: Systemic (General or Illness)	98
Table 13	Adverse Events of Special Interest.....	99
Table 14	List of Potential Immune-mediated Medical Conditions.....	101
Table 15	Overview of Primary and Secondary Efficacy Objectives, Endpoints, and Associated Case Definitions.....	105

LIST OF APPENDICES

Appendix A	Regulatory, Ethical, and Study Oversight Considerations.....	80
Appendix B	Adverse Events: Definitions and Procedures for Recording, Evaluating, Follow-up, and Reporting	86
Appendix C	Handling of Human Biological Samples	90
Appendix D	Optional Genomics Initiative Sample.....	92
Appendix E	Toxicity Grading Scales for Solicited Adverse Events	95

Appendix F	Adverse Events of Special Interest.....	99
Appendix G	Overview of Primary and Secondary Efficacy Objectives, Endpoints, and Associated Case Definitions.....	104
Appendix H	Abbreviations	111
Appendix I	Protocol Amendment History.....	113

1 PROTOCOL SUMMARY

1.1 Synopsis

Protocol Title: A Phase III Randomized, Double-blind, Placebo-controlled Multicenter Study in Adults to Determine the Safety, Efficacy, and Immunogenicity of AZD1222, a Non-replicating ChAdOx1 Vector Vaccine, for the Prevention of COVID-19

Short Title: Phase III Double-blind, Placebo-controlled Study of AZD1222 for the Prevention of COVID-19 in Adults

Rationale: The aim of the study is to assess the safety, efficacy, and immunogenicity of AZD1222 for the prevention of COVID-19. The COVID-19 pandemic has caused major disruption to healthcare systems with significant socioeconomic impacts. Currently, there are no specific treatments available against COVID-19 and accelerated vaccine development is urgently needed. A safe and effective vaccine for COVID-19 prevention would have significant public health impact.

Objectives and Endpoints

Objective ^a	Estimand ^b Description/Endpoint
PRIMARY	
1 To estimate the efficacy of 2 IM doses of AZD1222 compared to placebo for the prevention of COVID-19 in adults ≥ 18 years of age	Population: Fully vaccinated analysis set
	Endpoint: A binary response, whereby a participant with negative serostatus at baseline is defined as a COVID-19 case if their first case of SARS-CoV-2 RT-PCR-positive symptomatic illness occurs ≥ 15 days post second dose of study intervention. Otherwise, a participant is not defined as a COVID-19 case.
	Intercurrent events: For participants who withdraw from the study prior to having met the criteria for the primary efficacy endpoint, absence of data following these participants' withdrawal will be treated as missing (ie, counted as not having met the criteria); participants who withdraw before 15 days post second dose or who have a case prior to 15 days post second dose will be excluded from primary endpoint analysis.
2 To assess the safety and tolerability of 2 IM doses of AZD1222 compared to placebo in adults ≥ 18 years of age	Summary measure: VE, calculated as 1-relative risk. (Relative risk is the incidence of infection in the vaccine group relative to the incidence of infection in the control group.)
	a) Incidence of AEs for 28 days post each dose of study intervention b) Incidence of SAEs, MAAEs, and AESIs from Day 1 post treatment through Day 730

Objective ^a	Estimand ^b Description/Endpoint
3 To assess the reactogenicity of 2 IM doses of AZD1222 compared to placebo in adults ≥ 18 years of age (Substudy only)	Incidence of local and systemic solicited AEs for 7 days post each dose of study intervention
SECONDARY	
1 To estimate the efficacy of 2 IM doses of AZD1222 compared to placebo for the prevention of SARS-CoV-2 infection	The proportion of participants who have a post-treatment response (negative at baseline to positive post treatment with study intervention) for SARS-CoV-2 Nucleocapsid antibodies over time
2 To estimate the efficacy of 2 IM doses of AZD1222 compared to placebo for the prevention of symptomatic COVID-19 using CDC criteria	The incidence of the first case of SARS-CoV-2 RT-PCR-positive symptomatic illness occurring ≥ 15 days post second dose of study intervention using CDC criteria
3 To estimate the efficacy of 2 IM doses of AZD1222 compared to placebo for the prevention of University of Oxford-defined symptomatic COVID-19	The incidence of the first case of SARS-CoV-2 RT-PCR-positive symptomatic illness occurring ≥ 15 days post second dose of study intervention using University of Oxford-defined symptom criteria
4 To estimate the efficacy of 2 IM doses of AZD1222 compared to placebo in the prevention of COVID-19 in all study participants, regardless of evidence of prior SARS-CoV-2 infection	The incidence of the first case of SARS-CoV-2 RT-PCR-positive symptomatic illness occurring ≥ 15 days post second dose of study intervention regardless of evidence of prior SARS-CoV-2 infection
5 To estimate the efficacy of 2 IM doses of AZD1222 compared to placebo for the prevention of severe or critical symptomatic COVID-19	The incidence of SARS-CoV-2 RT-PCR-positive severe or critical symptomatic illness occurring ≥ 15 days post second dose of study intervention
6 To estimate the efficacy of 2 IM doses of AZD1222 compared to placebo for the prevention of COVID-19-related Emergency Department visits	The incidence of COVID-19-related Emergency Department visits occurring ≥ 15 days post second dose of study intervention
7 To assess antibody responses to AZD1222 S antigen following 2 IM doses of AZD1222 or placebo (Substudy and Illness Visits only)	a) Post-treatment GMTs and GMFRs from day of dosing baseline value to 28 days post each dose in SARS-CoV-2 S, RBD antibodies (MSD serology assay)
	b) The proportion of participants who have a post-treatment seroresponse (≥ 4-fold rise in titers from day of dosing baseline value to 28 days post each dose) to the S, RBD antigens of AZD1222 (MSD serology assay)
8 To determine anti-SARS-CoV-2 neutralizing antibody levels in serum following 2 IM doses of AZD1222 or placebo (Substudy and Illness Visits only)	a) Post-treatment GMTs and GMFRs from day of dosing baseline value to 28 days post each dose in SARS-CoV-2 neutralizing antibodies (wild-type assay or pseudo-neutralization assay)
	b) Proportion of participants who have a post-treatment seroresponse (≥ 4-fold rise in titers from day of dosing baseline value to 28 days post each dose) to AZD1222 as measured by SARS-CoV-2 neutralizing antibodies (wild-type assay or pseudo-neutralization assay)

Objective ^a	Estimand ^b Description/Endpoint
<p>^a Substudy: The substudy will be conducted only in the USA. The first participants randomized in each age group in the USA, including 1 500 participants 18 to 55 years of age, 750 participants 56 to 69 years of age, and 750 participants \geq 70 years of age, will also participate in a substudy assessing the reactogenicity and immunogenicity of AZD1222. Illness Visits: Participants who present with qualifying symptoms will be tested for SARS-CoV-2 and if positive, will complete illness visits.</p>	
<p>^b Estimand is the target of estimation to address the scientific question of interest posed by the primary objective. Attributes of an estimand include the population of interest, the variable (or endpoint) of interest, the specification of how intercurrent events are reflected in the scientific question of interest, and the population-level summary for the variable. AE = adverse event; AESI = adverse event of special interest; CDC = Centers for Disease Control and Prevention; COVID-19 = coronavirus disease 2019; GMFR = geometric mean fold rise; GMT = geometric mean titer; IFN-γ = interferon-gamma; IM = intramuscular; MAAE = medically attended adverse event; MSD = Meso Scale Discovery; RT-PCR = reverse transcriptase polymerase chain reaction; RBD = receptor binding domain; S = Spike; SAE = serious adverse event; SARS-CoV-2 = severe acute respiratory syndrome-coronavirus-2; USA = United States of America; VE = vaccine efficacy.</p>	

For exploratory objectives, see Section 3.

Overall Design: D8110C00001 is a Phase III randomized, double-blind, placebo-controlled multicenter study assessing the safety, efficacy, and immunogenicity of AZD1222 compared to placebo for the prevention of COVID-19. Approximately 300 sites globally will participate in this study.

Participants will be adults \geq 18 years of age who are healthy or have medically-stable chronic diseases, and are at increased risk for SARS-CoV-2 acquisition and COVID-19. Approximately 40 000 participants will be randomized in a 2:1 ratio to receive 2 IM doses of either 5×10^{10} vp (nominal, $\pm 1.5 \times 10^{10}$ vp) AZD1222 (n = approximately 27 000) or saline placebo (n = approximately 13 000) 4 weeks apart, on Days 1 and 29. Randomization will be stratified by age (\geq 18 to $<$ 65 years, and \geq 65 years), with at least 25% of participants to be enrolled in the older age stratum. Participants who received their first dose of study intervention between 28 August 2020 and 06 September 2020 will receive their second dose of study intervention outside of the study window.

All participants will be assessed for efficacy and safety. The first participants randomized in each age group in the USA, including 1 500 participants 18 to 55 years of age, 750 participants 56 to 69 years of age, and 750 participants \geq 70 years of age, will also participate in a substudy assessing the reactogenicity and immunogenicity of AZD1222.

A PSRT will provide support for blinded safety surveillance during the study. Additionally, an independent COVID-19 Vaccine DSMB organized by the National Institutes of Health, National Institute for Allergy and Infectious Diseases, will provide oversight, to ensure safe and ethical conduct of the study. An independent Neurological AESI Expert Committee will

be available to review and provide advice to the PSRT and the COVID-19 Vaccine DSMB on request about the diagnosis and causality assessment of selected neurological AESIs.

Participants will remain on study for 2 years following administration of the first dose of study intervention (Day 730). If AZD1222 is proven to be safe and efficacious based on the primary endpoint analysis, following discussion at that time with the US FDA, other Regulators if appropriate, and the COVID-19 Vaccine DSMB, participants allocated to the placebo group may be offered AZD1222 if doses are available. Placebo participants treated with AZD1222 will continue to be followed in the study.

Disclosure Statement: This is a parallel-group preventive study with 2 arms that is participant-, investigator-, and Sponsor-blinded.

Number of Participants: Approximately 44 000 participants will be screened to achieve up to approximately 40 000 participants randomly assigned to study intervention, including approximately 27 000 participants randomized to the AZD1222 arm and approximately 13 000 participants randomized to the saline placebo arm.

Note: ‘Enrolled’ means a participant's, or their legally acceptable representative's, agreement to participate in a clinical study following completion of the informed consent process. Potential participants who are screened for the purpose of determining eligibility for the study, but are not randomly assigned in the study, are considered ‘screen failures.’

Intervention Groups and Duration: Participants will be randomized in a 2:1 ratio to receive 2 IM doses of 5×10^{10} vp (nominal, $\pm 1.5 \times 10^{10}$ vp) AZD1222 or saline placebo. Study intervention will be administered on Day 1 and Day 29.

Data Monitoring Committee: Yes

Statistical Methods

Primary efficacy endpoint

The primary efficacy endpoint is a binary response, whereby a participant with negative serostatus at baseline is defined as a COVID-19 case if their first case of SARS-CoV-2 RT-PCR-positive symptomatic illness occurs ≥ 15 days post second dose of study intervention. Otherwise, a participant is not defined as a COVID-19 case.

Sample size

Approximately 44 000 participants will be screened such that approximately 40 000 participants will be randomized in a 2:1 ratio to receive 2 IM doses of either 5×10^{10} vp (nominal, $\pm 1.5 \times 10^{10}$ vp) AZD1222 (the active group, n = approximately 27 000) or saline placebo (the control group, n = approximately 13 000) 4 weeks apart, on Days 1 and 29.

The sample size calculations are based on the primary efficacy endpoint and were derived following a modified Poisson regression approach (Zou 2004). The calculations account for an interim and primary analysis, and the timing of these analyses will be driven by the number of events observed in the study. The interim analysis will be carried out when approximately 50% of the total amount of statistical information is available. A Lan-DeMets alpha-spending function has been used to control the overall type I error at 5% with 0.31% alpha at the interim analysis and 4.9% at the primary analysis. The calculations assume minimal loss to follow-up as it is anticipated that participants will remain engaged in the study. All participants will be followed for the entire duration of the study.

For the primary efficacy analysis, approximately 150 events meeting the primary efficacy endpoint definition within the population of participants who are not seropositive at baseline are required across the active and control groups to detect a VE of 60% with > 90% power. These calculations assume an observed attack rate of approximately 0.6% and are based on a 2-sided test, where the lower bound of the 2-sided 95.10% CI for VE is required to be greater than 30% with an observed point estimate of at least 50%.

An interim efficacy analysis will be conducted when approximately 75 events meeting the primary endpoint definition have been reported across the active and control groups within the population of participants who are not seropositive at baseline, which will give > 70% power to detect a VE of 70% and > 90% power to detect a VE of 75%. These calculations assume an observed attack rate of approximately 0.4% and are based on a 2-sided test, where the lower bound of the 2-sided 99.69% CI for VE is required to be greater than 30% with an observed point estimate of at least 50%. A statistically significant finding at the interim analysis will not be considered a reason to stop the study, but instead will be interpreted as early assessment of efficacy.

Primary estimand

The primary estimand will be used for the analysis of the primary efficacy endpoint. It will be based on participants in the fully vaccinated analysis set, defined as all randomized participants who are seronegative at baseline, receive 2 doses of study intervention, and who remain on-study 15 days after their second dose without having had a prior SARS-CoV-2 RT-PCR-positive confirmed COVID-19 infection, analyzed according to their randomized treatment. For participants with multiple events, only the first occurrence will be used for the primary efficacy endpoint analysis. The set of intercurrent events for this estimand consists of participants who withdraw from the study prior to having met the primary efficacy endpoint. The intercurrent events will be handled using the treatment policy strategy and the absence of data following these participants' withdrawal will be treated as missing (ie, counted as not having met the criteria). Participants who withdraw before 15 days post second dose or who have a case prior to 15 days post second dose will be excluded from primary endpoint analysis.

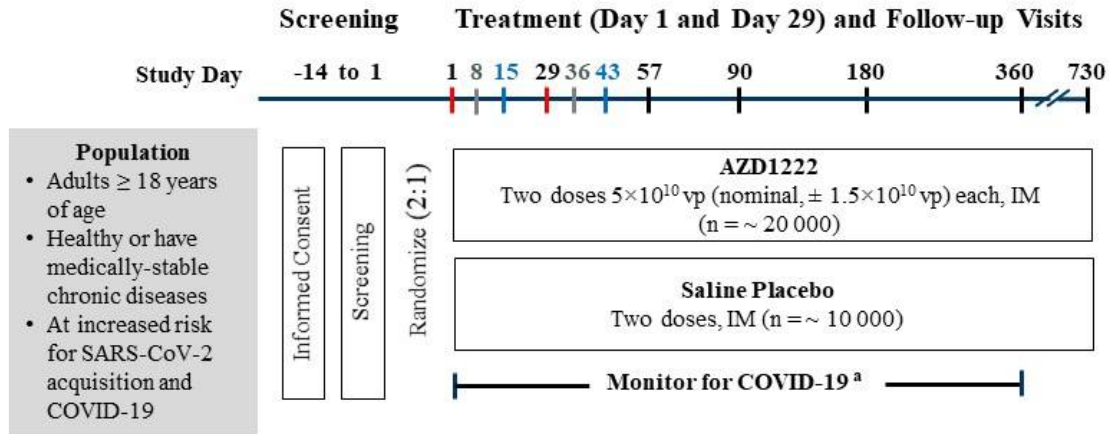
Primary efficacy analysis

As the primary efficacy analysis, the plan is to use the primary estimand and a Poisson regression model with robust variance (Zou 2004) to analyze the primary efficacy endpoint, including study arm and age as covariates as well as the log of the follow-up time as an offset. The VE will be estimated from the model, which will give the RRR in the incidence of SARS-CoV-2 RT-PCR-positive symptomatic illness. VE is calculated as $RRR = 100 * (1 - \text{relative risk})$, which is the incidence of infection in the vaccine group relative to the incidence of infection in the control group expressed as a percentage. At the interim analysis, the VE will be presented with a 2-sided 99.69% CI, and statistical significance will be achieved if the 2-sided 99.69% CI is $> 30\%$. The success criterion for the interim analysis will be statistical significance with an observed VE point estimate of at least 50%. At the primary analysis, VE will be presented with a 2-sided 95.10% CI, and statistical significance will be achieved if the 2-sided 95.10% CI is $> 30\%$. The success criterion for the primary analysis of the study will be statistical significance with an observed VE point estimate of at least 50%.

Model assumptions will be checked and the robustness of the primary analysis will be assessed. The Poisson regression model with robust variance has the flexibility for exploring multiple imputation approaches using, eg, the observed placebo attack rate to impute missing data. If the Poisson regression model with robust variance fails to converge, an alternative approach will be implemented. Full details will be documented in the SAP.

1.2 Schema

Figure 1 Study Design



^a Participants who present with qualifying symptoms will be tested for SARS-CoV-2 and if positive, will complete illness visits.

Red bars (Day 1 and Day 29): Administration of study intervention.

Gray bars (Day 8 and Day 36): Visits will be telephone contacts, not study site visits.

Blue bars (Day 15 and Day 43): Visits will only be for participants in the substudy. The first participants randomized in each age group in the USA, including 1 500 participants 18 to 55 years of age, 750 participants 56 to 69 years of age, and 750 participants ≥ 70 years of age, will also participate in a substudy assessing the reactogenicity and immunogenicity of AZD1222.

COVID-19 = coronavirus disease 2019; IM = intramuscular; SARS-CoV-2 = severe acute respiratory syndrome-coronavirus-2; USA = United States of America; vp = viral particles.

1.3 Schedule of Activities

The SoA tables include:

- [Table 1](#), Screening Period
- [Table 2](#), Treatment and Follow-Up Period – Main Study (Excluding Substudy Participants)
- [Table 3](#), Treatment and Follow-Up Period – Substudy
- [Table 4](#), Illness Visits (Participants with Qualifying Clinical Symptoms)

Table 1 Schedule of Activities: Screening Period

Procedure / Study Day	Day -14 to Day 1 ^a	For details see Section
Informed consent: main study	X	5.1
Informed consent: genetic sample and analysis (optional)	X	5.1, 8.7
Assignment SID number	X	6.3
Medical history	X	5.1, 5.2
Complete physical examination, including height and weight	X	8.2.1
Vital signs (including pulse oximetry)	X	8.2.2
Pregnancy test – urine or serum (WOCBP only) ^b	X	8.2.3
Assessment of SAEs	X	8.3
Concomitant medications	X	6.5
Verify eligibility criteria	X	5.1, 5.2

^a If screening and dosing occur at the same visit, only one evaluation is required.

^b If urine tests positive or indeterminate, a quantitative serum β -hCG will be performed for confirmation.

β -hCG = beta-human chorionic gonadotropin; SAE = serious adverse event; SID = subject identification; WOCBP = women of childbearing potential.

Table 2 Schedule of Activities: Treatment and Follow-up Period – Main Study (Excluding Substudy Participants)


Procedure	Treatment and Follow-up Period									For details see Section
	Day	1	8 ^a	29	36 ^a	57	90	180	360	
Window (days)	NA	± 3	-3 to +7	± 3	± 3	± 5	± 10	± 15	± 30	
Medical history	X									5.1, 5.2
Targeted physical examination	X									8.2.1
Vital signs (including pulse oximetry)	X									8.2.2
Pregnancy test – urine or serum (WOCBP only) ^b	X (predose)		X (predose)							8.2.3
Concomitant medications	X	X	X	X	X	As applicable, for treatment of SAE, MAAE, or AESI				6.5
Verify eligibility criteria	X									5.1, 5.2
Genomics Initiative optional, exploratory genetic sample	X (predose)									8.7, Appendix D
Study intervention administration	X		X							6.1, 6.2
Efficacy assessments										
Weekly telephone/email/text contacts - monitoring for COVID-19 qualifying symptoms ^c										8.1.1
Nasal swab for SARS-CoV-2 RT-PCR (local laboratory)	X (predose)									
Serum sample for SARS-CoV-2 serology testing	X (predose)		X (predose)			X	X	X	X	8.5.2
Immunogenicity assessments										
Serum sample for exploratory assessment	X (predose)		X (predose)			X				8.5.2.5
Safety assessments										
AEs	X	X	X	X	X					8.3
SAEs, MAAEs, and AESIs	X	X	X	X	X	X	X	X	X	

Table 2 Schedule of Activities: Treatment and Follow-up Period – Main Study (Excluding Substudy Participants)

Procedure	Treatment and Follow-up Period									For details see Section
Day	1	8 ^a	29	36 ^a	57	90	180	360	730	
Window (days)	NA	± 3	-3 to +7	± 3	± 3	± 5	± 10	± 15	± 30	
Telephone contact for safety monitoring		X		X						

^a Not a study site visit; participants will be contacted by telephone for safety monitoring

^b If urine tests positive or indeterminate, a quantitative serum β-HCG will be performed for confirmation.

^c Weekly contact with participants to remind them to present to the study site for SARS-CoV-2 testing if they have qualifying symptoms

AE = adverse event; AESI = adverse event of special interest; β-hCG = beta-human chorionic gonadotropin; MAAE = medically attended adverse event; NA = not applicable; SAE = serious adverse event; SARS-CoV-2 = severe acute respiratory syndrome-coronavirus-2; WOCBP = women of childbearing potential.

Table 3 Schedule of Activities: Treatment and Follow-up Period – Substudy (USA Participants Only)

Procedure	Treatment and Follow-up Period											For details see Section	
	Day	1	8 ^a	15	29	36 ^a	43	57	90	180	360		730
Window (days)	NA	± 3	± 1	-3 to +7	± 3	± 3	± 3	± 5	± 10	± 15	± 30		
PBMCs for assessment of B-cell and T-cell responses ^c	X (predose)		X				X						8.5.2
Serum sample for SARS-CoV-2 nAbs assessment	X (predose)		X	X (predose)			X	X		X	X		
Nasal adsorption for SARS-CoV-2 mucosal responses	X (predose)		X	X (predose)			X	X		X	X		
Serum sample for ACE2 competition serology	X (predose)			X (predose)				X		X			
Safety assessments													
Local and systemic predefined solicited AEs (recorded daily by participant in Solicited AE e-Diary)	X (through Day 8)			X (through Day 36)									8.3.7
AEs	X	X	X	X	X	X	X	X					8.3
SAEs, MAAEs, and AESIs	X	X	X	X	X	X	X	X	X	X	X	X	
Telephone contact for safety monitoring		X				X							

^a Not a study site visit; participants will be contacted by telephone for safety monitoring

^b If urine tests positive or indeterminate, a quantitative serum β-hCG will be performed for confirmation.

^c Participants who received their first dose of study intervention between 28 August 2020 and 06 September 2020, will receive their second dose of study intervention outside of the study window.

^d Weekly contact with participants to remind them to present to the study site for SARS-CoV-2 testing if they have qualifying symptom

^e PBMCs will be isolated from approximately 300 participants at select study sites, as outlined in the laboratory manual.

ACE2 = angiotensin-converting enzyme 2; AE = adverse event (treatment-emergent); AESI = adverse event of special interest; β-hCG = beta-human chorionic gonadotropin; CoV = coronavirus; COVID-19 = coronavirus disease 2019; MAAE = medically attended adverse event; NA = not applicable; nAb = neutralizing antibody; PBMC = peripheral blood mononuclear cell; SAE = serious adverse event; SARS-CoV-2 = severe acute respiratory syndrome-coronavirus-2; USA = United States of America; WOCBP = women of childbearing potential.

2 INTRODUCTION

AZD1222 is being developed for the prevention of COVID-19. AZD1222 is a recombinant replication-defective chimpanzee adenovirus expressing the SARS-CoV-2 S surface glycoprotein driven by the human cytomegalovirus major immediate early promoter that includes intron A with a human tPA leader sequence at the N terminus.

2.1 Study Rationale

The aim of the study is to assess the safety, efficacy, and immunogenicity of AZD1222 for prevention of COVID-19. The COVID-19 pandemic has caused major disruption to healthcare systems with significant socioeconomic impacts. Currently, there are no licensed preventions available against COVID-19 and accelerated vaccine development is urgently needed. A safe and effective vaccine for COVID-19 prevention would have significant global public health impact.

2.2 Background

In December 2019, a cluster of patients with pneumonia of unknown cause was linked to a seafood wholesale market in Wuhan, China and were later confirmed to be infected with a novel coronavirus, known as 2019-nCoV (Zhu et al 2020). The virus was subsequently renamed to SARS-CoV-2 because it is similar to the coronavirus responsible for SARS-CoV, a lineage B *Betacoronavirus*. SARS-CoV-2 shares more than 79% of its sequence with SARS-CoV, and 50% with the coronavirus responsible for MERS-CoV, a member of the lineage C *Betacoronavirus* (Lu et al 2020). COVID-19 is the infectious disease caused by SARS-CoV-2. By January 2020 there was increasing evidence of human-to-human transmission as the number of cases rapidly began to increase in China. Spread of the virus has been rapid and now encompasses the globe. The WHO declared the novel coronavirus a pandemic on 11 March 2020. As of 18 October 2020, there have been more than 40 million confirmed cases and > 1.1 million deaths globally (WHO 2020). It is believed that evolution of the pandemic will vary across countries, affected in part by different containment strategies ranging from extreme lockdown to relative inaction. As a result, there may be regional waves of the disease and pockets of vulnerable populations. Globally, governments have acknowledged that an effective vaccine against COVID-19 is the only way to guarantee a safe and sustained exit strategy from repeated lockdowns.

CoVs are spherical, enveloped viruses with positive-sense single-stranded RNA genomes. One fourth of their genome is responsible for coding structural proteins, such as the S glycoprotein, envelope, membrane, and nucleocapsid proteins. Envelope, membrane, and nucleocapsid proteins are mainly responsible for virion assembly whilst the S protein is involved in receptor binding, mediating virus entry into host cells during CoVs infection via different receptors (Li 2016). SARS-CoV-2 belongs to the phylogenetic lineage B of the genus *Betacoronavirus* and it recognizes the ACE2 as the entry receptor (Zhou et al 2020). It

is the seventh CoV known to cause human infections and the third known to cause severe disease after SARS-CoV and MERS-CoV.

AZD1222 is a recombinant replication-defective chimpanzee adenovirus expressing the SARS-CoV-2 S surface glycoprotein. Development of AZD1222, previously referred to as ChAdOx1 nCoV-19, was initiated by the University of Oxford with subsequent transfer of development activities to the Sponsor. Nonclinical studies found AZD1222 to be immunogenic in BALB/c and CD-1 mice, ferret, porcine, and NHP models. Whilst a single dose of AZD1222 induced antigen-specific antibody and T-cell responses, a booster immunization enhanced antibody responses, particularly in pigs, with significant increases in SARS-CoV-2 neutralising antibody titres ([Graham et al 2020](#)). Further, in a SARS-CoV-2 challenge NHP model, a single administration of AZD1222 significantly reduced viral load in bronchoalveolar lavage fluid and respiratory tract tissue of vaccinated rhesus macaques as compared to vector controls. Importantly, no evidence of VAERD following SARS-CoV-2 challenge in vaccinated rhesus macaques was observed ([van Doremalen et al 2020](#)).

The clinical development program for AZD1222 was initiated by the University of Oxford, and currently has 4 ongoing studies being conducted in the UK (FIH COV001 [NCT04324606], COV002 [NCT04400838]), Brazil (COV003 [ISRCTN89951424]), and South Africa (COV005 [NCT04444674]). The Sponsor, in addition to this study, has 2 ongoing studies in Russia (D8111C00001 [NCT04540393]) and Japan (D8111C00002).

Preliminary unblinded data are available for the FIH Study COV001 and Study COV002. Study COV001 enrolled the first participant on 23 April 2020 and completed enrollment on 21 May 2020 with 1 077 participants. Preliminary data as of 24 July 2020 from 544 participants who received at least one dose of 5×10^{10} vp AZD1222 and 10 participants who received a second dose of 5×10^{10} vp AZD1222 4 weeks later found the vaccine was generally tolerated, with no treatment-related SAEs reported through 28 days post dose. The most common local solicited AEs were vaccination site pain and tenderness. The most common systemic solicited AEs were chills, feverishness, fever, headache, malaise, and myalgia. The majority of events were mild or moderate in severity and resolved within 1 to 7 days. Following the second dose, a general attenuation in the incidence and severity of local and systemic solicited AEs was observed.

Preliminary immunogenicity data from Study COV001 suggest that a single dose can elicit both humoral and cellular immunogenicity responses and that antibody responses are boosted after a second dose. S-specific T-cell responses peaked on Day 14. Anti-S IgG responses rose by Day 28, and were boosted 3-fold following a second dose.

Neutralizing antibody responses against SARS-CoV-2 were detected in 32 (91%) of 35 participants after a single dose when measured in microneutralization assay (MNA₈₀) and in 35 (100%) participants when measured in plaque reduction neutralization test (PRNT₅₀).

After the second dose, all participants had neutralizing activity (9 of 9 in MNA₈₀ at Day 42 and 10 of 10 in Marburg virus neutralization assay on Day 56). Neutralizing antibody responses correlated strongly with antibody levels measured by ELISA (Folegatti et al 2020b).

As of 01 October 2020, Study COV002 enrolled 10 013 participants, including 5 152 participants who received at least one dose of AZD1222 ranging from 2.2×10^{10} vp to 5×10^{10} vp. Based on preliminary data as of 24 July 2020, the local and systemic solicited-AE profile following a single dose of 5×10^{10} vp in participants 18 to 55 years of age was generally comparable to results in Study COV001. In general, a decline in the incidence and severity of solicited AEs was observed across the age groups (18-55, 56-69, and ≥ 70 years).

Another ChAdOx1-vectored vaccine expressing the full-length S protein from a related betacoronavirus, MERS-CoV, has been given to 53 participants as part of 2 ongoing dose-escalation Phase I studies (MERS001 [NCT03399578] and MERS002 [NCT04170829], sponsored by the University of Oxford) at doses ranging from 5×10^9 vp to 5×10^{10} vp. Preliminary immunogenicity data from MERS001 suggested that a single dose of ChAdOx1 MERS can elicit both humoral and cellular responses. Overall, the vaccine was safe and generally well tolerated, with no serious adverse reactions reported in either study.

The ChAdOx1 platform has been used in 14 clinical studies sponsored by the University of Oxford with immunogens from multiple pathogens such as influenza, tuberculosis, malaria, chikungunya, Zika, MERS-CoV, and Meningitis B. Over 360 healthy adult participants have received ChAdOx1-vectored vaccines in these studies. These vaccines demonstrated robust immunogenicity after a single dose and favorable safety profiles, with no vaccine-related SAEs.

See the AZD1222 IB, Sections 4 and 5 for additional information on nonclinical and clinical studies, respectively, of AZD1222 and related ChAdOx1-vectored vaccines. Detail on the development and chemistry of AZD1222 is provided in the IB, Section 3.

Overall, the preliminary data from the AZD1222 clinical and nonclinical studies, and the acceptable safety and efficacy data for the MERS-CoV vaccine and other ChAdOx1-vectored vaccines, support further development of AZD1222 for the prevention of COVID-19.

2.3 Benefit/Risk Assessment

More detailed information about the known and expected benefits and potential risks of AZD1222 can be found in the AZD1222 IB.

2.3.1 Risk Assessment

AZD1222

Based on preliminary clinical data from Study COV001 and Study COV002, the most common local solicited AEs were vaccination site pain and tenderness. Common systemic solicited AEs across the 2 studies included chills, feverishness, fever, fatigue, headache, joint pain, malaise, and myalgia. The majority of events were mild or moderate in severity and resolved within 1 to 7 days (Section 2.2 and AZD1222 IB).

There are no identified risks for AZD1222. Important potential risks are immunologic reactions: serious hypersensitivity (anaphylactic reactions) and vasculitides; neurologic reactions: demyelinating diseases; and vaccine-associated enhanced respiratory disease. A summary of risks associated with AZD1222 and safety information reported across the AZD1222 clinical studies are provided in the current version of the AZD1222 IB.

2.3.2 Benefit Assessment

Recipients of AZD1222 do not have any guaranteed benefit, however, AZD1222 may be efficacious and offer participants protection from COVID-19. The information gained from this study will inform development decisions.

2.3.3 Overall Benefit: Risk Conclusion

For the safety of participants, the protocol has incorporated various risk mitigation measures including appropriate inclusion and exclusion criteria, close monitoring of participants, and stopping criteria. An independent DSMB will provide study oversight, evaluating cumulative safety and other clinical data at regular intervals. Taking these measures into account, the potential risks identified in association with AZD1222 are justified by the anticipated benefit that may be afforded to participants for the prevention of COVID-19.

3 OBJECTIVES AND ENDPOINTS

Table 5 Objectives and Endpoints

Objective ^a	Estimand ^b Description/Endpoint
PRIMARY	
<p>1 To estimate the efficacy of 2 IM doses of AZD1222 compared to placebo for the prevention of COVID-19 in adults ≥ 18 years of age</p>	<p>Population: Fully vaccinated analysis set</p>
	<p>Endpoint: A binary response, whereby a participant with negative serostatus at baseline is defined as a COVID-19 case if their first case of SARS-CoV-2 RT-PCR-positive symptomatic illness occurs ≥ 15 days post second dose of study intervention. Otherwise, a participant is not defined as a COVID-19 case.</p>
	<p>Intercurrent events: For participants who withdraw from the study prior to having met the criteria for the primary efficacy endpoint, absence of data following these participants' withdrawal will be treated as missing (ie, counted as not having met the criteria); participants who withdraw before 15 days post second dose or who have a case prior to 15 days post second dose will be excluded from primary endpoint analysis.</p>
<p>Summary measure: VE, calculated as 1-relative risk. (Relative risk is the incidence of infection in the vaccine group relative to the incidence of infection in the control group.)</p>	<p>2 To assess the safety and tolerability of 2 IM doses of AZD1222 compared to placebo in adults ≥ 18 years of age</p>
<p>3 To assess the reactogenicity of 2 IM doses of AZD1222 compared to placebo in adults ≥ 18 years of age (Substudy only)</p>	<p>a) Incidence of AEs for 28 days post each dose of study intervention</p>
	<p>b) Incidence of SAEs, MAAEs, and AESIs from Day 1 post treatment through Day 730</p>
SECONDARY	
<p>1 To estimate the efficacy of 2 IM doses of AZD1222 compared to placebo for the prevention of SARS-CoV-2 infection</p>	<p>The proportion of participants who have a post-treatment response (negative at baseline to positive post treatment with study intervention) for SARS-CoV-2 Nucleocapsid antibodies over time</p>
<p>2 To estimate the efficacy of 2 IM doses of AZD1222 compared to placebo for the prevention of symptomatic COVID-19 using CDC criteria</p>	<p>The incidence of the first case of SARS-CoV-2 RT-PCR-positive symptomatic illness occurring ≥ 15 days post second dose of study intervention using CDC criteria</p>
<p>3 To estimate the efficacy of 2 IM doses of AZD1222 compared to placebo for the prevention of University of Oxford-defined symptomatic COVID-19</p>	<p>The incidence of the first case of SARS-CoV-2 RT-PCR-positive symptomatic illness occurring ≥ 15 days post second dose of study intervention using University of Oxford-defined symptom criteria</p>

Table 5 Objectives and Endpoints

Objective ^a	Estimand ^b Description/Endpoint
4 To estimate the efficacy of 2 IM doses of AZD1222 compared to placebo in the prevention of COVID-19 in all study participants, regardless of evidence of prior SARS-CoV-2 infection	The incidence of the first case of SARS-CoV-2 RT-PCR-positive symptomatic illness occurring ≥ 15 days post second dose of study intervention regardless of evidence of prior SARS-CoV-2 infection
5 To estimate the efficacy of 2 IM doses of AZD1222 compared to placebo for the prevention of severe or critical symptomatic COVID-19	The incidence of SARS-CoV-2 RT-PCR-positive severe or critical symptomatic illness occurring ≥ 15 days post second dose of study intervention
6 To estimate the efficacy of 2 IM doses of AZD1222 compared to placebo for the prevention of COVID-19-related Emergency Department visits	The incidence of COVID-19-related Emergency Department visits occurring ≥ 15 days post second dose of study intervention
7 To assess antibody responses to AZD1222 S antigen following 2 IM doses of AZD1222 or placebo (Substudy and Illness Visits only)	a) Post-treatment GMTs and GMFRs from day of dosing baseline value to 28 days post each dose in SARS-CoV-2 S, RBD antibodies (MSD serology assay)
	b) The proportion of participants who have a post-treatment seroresponse (≥ 4 -fold rise in titers from day of dosing baseline value to 28 days post each dose) to the S, RBD antigens of AZD1222 (MSD serology assay)
8 To determine anti-SARS-CoV-2 neutralizing antibody levels in serum following 2 IM doses of AZD1222 or placebo (Substudy and Illness Visits only)	a) Post-treatment GMTs and GMFRs from day of dosing baseline value to 28 days post each dose in SARS-CoV-2 neutralizing antibodies (wild-type assay or pseudo-neutralization assay)
	b) Proportion of participants who have a post-treatment seroresponse (≥ 4 -fold rise in titers from day of dosing baseline value to 28 days post each dose) to AZD1222 as measured by SARS-CoV-2 neutralizing antibodies (wild-type assay or pseudo-neutralization assay)
EXPLORATORY	
1 To estimate the efficacy of 2 IM doses of AZD1222 compared to placebo for the all-cause mortality	The incidence of all-cause mortality from Day 1 through Day 730
2 To estimate the efficacy of 2 IM doses of AZD1222 compared to placebo for COVID-19-related deaths	The incidence of COVID-19-related deaths occurring from Day 1 through Day 730
3 To estimate the efficacy of 2 IM doses of AZD1222 compared to placebo for the prevention of COVID-19-related hospitalizations	The incidence of COVID-19-related hospitalizations occurring ≥ 15 days post second dose of study intervention
4 To estimate the efficacy of 2 IM doses of AZD1222 compared to placebo for the prevention of COVID-19-related ICU admissions	The incidence of COVID-19-related ICU admissions occurring ≥ 15 days post second dose of study intervention

Table 5 Objectives and Endpoints

Objective ^a	Estimand ^b Description/Endpoint
5 To estimate the efficacy of AZD1222 compared to placebo for the prevention of COVID-19 following the first dose	The incidence of COVID-19 SARS-CoV-2 RT-PCR-positive symptomatic illness occurring post first dose of study intervention
6 To quantify SARS-Cov-2 viral loads in infected participants treated with 2 IM doses of AZD1222 or placebo (Illness Visits only)	Viral genome copies in NP swabs collected at Illness Visits as determined by qRT-PCR
7 To characterize sequence variations in SARS-CoV-2 through genotypic analyses in participants treated with 2 IM doses of AZD1222 or placebo (Illness Visits only)	Genotypic analysis of SARS-CoV-2 from NP swabs collected on Day 1 illness visit
8 To quantify duration of viral shedding in symptomatic SARS-CoV-2 infected participants treated with 2 IM doses of AZD1222 or placebo (Illness Visits only)	Duration of SARS-CoV-2 shedding in saliva over time
9 To assess the biometric profiles associated with COVID-19 using a biosensor in participants treated with 2 IM doses of AZD1222 or placebo (Illness Visits only)	Biophysical parameters, including but not limited to serial measurements of skin temperature, heart rate, respiratory rate, blood oxygen saturation, and physical activity, recorded using a biosensor from illness visits Day 1 through Day 28
10 To assess symptoms associated with COVID-19 using an e-Diary in participants treated with 2 IM doses of AZD1222 or placebo (Illness Visits only)	Symptoms recorded by participants in an Illness e-Diary from illness visits Day 2 through Day 28
11 To assess SARS-CoV-2 specific antibodies in an ACE2 competition assay following 2 IM doses of AZD1222 or placebo (Substudy only)	a) Post-treatment GMTs and GMFRs from Day 1 baseline value to 28 days post each dose in ACE2 competing antibodies from serum samples
	b) Proportion of participants who have a post-treatment seroresponse (\geq 4-fold rise in titers from day of dosing baseline value to 28 days post each dose) in ACE2 competing antibodies
12 To assess B- and T-cell responses following 2 IM doses of AZD1222 or placebo (Substudy only)	a) Quantification of (IFN- γ) ELISpot responses to SARS-CoV-2 S protein from day of dosing baseline to 14 days post each dose
	b) Intracellular cytokine staining and flow cytometry for B- and T-cell responses from day of dosing baseline to 14 days post each dose
13 To assess SARS-CoV-2 antibodies in nasal secretions following 2 IM doses of AZD1222 or placebo (Substudy only)	a) Post-treatment GMTs and GMFRs from Day 1 baseline value to 28 days post each dose in SARS-CoV-2 S, RBD, and Nucleocapsid antibodies (MSD serology assay)
	b) Proportion of participants who have a post-treatment seroresponse (\geq 4-fold rise in titers from Day 1 baseline value to 28 days post each dose) to SARS-CoV-2 S, RBD, and Nucleocapsid antigens (MSD serology assay)

Table 5 Objectives and Endpoints

Objective ^a	Estimand ^b Description/Endpoint
14 To assess anti-vector responses to the ChAdOx-1 adenovirus vector following 2 IM doses of AZD1222 or placebo (Substudy only)	Proportion of participants who have a post-treatment seroresponse (\geq 4-fold rise in titers from Day 1 baseline value to 28 days post each dose) to AZD1222 as measured by ChAdOx1 neutralizing antibodies
15 To assess additional immune responses following 2 IM doses of AZD1222 or placebo	Other exploratory assays for humoral and cellular immune responses may be performed based upon emerging safety, efficacy, and immunogenicity data

^a Substudy: The substudy will be conducted only in the USA. The first participants randomized in each age group in the USA, including 1 500 participants 18 to 55 years of age, 750 participants 56 to 69 years of age, and 750 participants \geq 70 years of age, will also participate in a substudy assessing the reactogenicity and immunogenicity of AZD1222.

Illness Visits: Participants who present with qualifying symptoms will be tested for SARS-CoV-2 and if positive, will complete illness visits.

^b Estimand is the target of estimation to address the scientific question of interest posed by the primary objective. Attributes of an estimand include the population of interest, the variable (or endpoint) of interest, the specification of how intercurrent events are reflected in the scientific question of interest, and the population-level summary for the variable.

ACE2 = angiotensin-converting enzyme 2; AE = adverse event; AESI = adverse event of special interest; CDC = Centers for Disease Control and Prevention; COVID-19 = coronavirus disease 2019; ELISpot = enzyme-linked immunospot; GMFR = geometric mean fold rise; GMT = geometric mean titer; ICU = intensive care unit; IFN- γ = interferon-gamma; IM = intramuscular; MAAE = medically attended adverse event; MSD = Meso Scale Discovery; NP = nasopharyngeal; RT-PCR = reverse transcriptase polymerase chain reaction; qRT-PCR = quantitative reverse transcriptase polymerase chain reaction, RBD = receptor binding domain; S = Spike; SAE = serious adverse event; SARS-CoV-2 = severe acute respiratory syndrome-coronavirus-2; USA = United States of America; VE = vaccine efficacy.

4 STUDY DESIGN

4.1 Overall Design

D8110C00001 is a Phase III randomized, double-blind, placebo-controlled multicenter study assessing the safety, efficacy, and immunogenicity of AZD1222 compared to saline placebo for the prevention of COVID-19. Participants will be adults \geq 18 years of age who are healthy or have medically-stable chronic diseases, and are at increased risk for SARS-CoV-2 acquisition and COVID-19. Approximately 40 000 participants will be randomized in a 2:1 ratio to receive 2 IM doses of either 5×10^{10} vp (nominal, $\pm 1.5 \times 10^{10}$ vp) AZD1222 (n = approximately 27 000) or saline placebo (n = approximately 13 000) 4 weeks apart, on Days 1 and 29. Randomization will be stratified by age (\geq 18 and $<$ 65 years, and \geq 65 years), with at least 25% of participants to be enrolled in the older age stratum. Participants who received their first dose of study intervention between 28 August 2020 and 06 September 2020 will receive their second dose of study intervention outside of the study window.

Participants who present with at least one of the qualifying symptoms listed below through Day 360 will be assessed for COVID-19. With the exception of fever, shortness of breath, or

difficulty breathing, the symptom must be present for 2 or more days. Participants with a COVID-19 qualifying symptom(s) will be tested for SARS-CoV-2, and if positive will complete illness visit assessments, as presented in [Table 4](#). See [Section 8.1](#) for details on COVID-19 assessments.

COVID-19 Qualifying Symptoms

Participant must present with at least one of the following symptoms	
Duration	Symptom
No minimum duration	Fever
	Shortness of breath
	Difficulty breathing
Must be present for ≥ 2 days	Chills
	Cough
	Fatigue
	Muscle aches
	Body aches
	Headache
	New loss of taste
	New loss of smell
	Sore throat
	Congestion
	Runny nose
	Nausea
	Vomiting
Diarrhea	

Adapted from ([CDC 2020](#)).

Safety will be assessed for the duration of the study. AEs will be recorded for 28 days post each dose of study intervention (ie, until Day 29 post first dose and Day 57 post second dose), and SAEs, MAAEs, and AESIs will be recorded through Day 730. See [Sections 8.3](#), [8.3.8](#), and [8.3.9](#) for definitions of these events.

The first participants randomized in each age group in the USA, including 1 500 participants 18 to 55 years of age, 750 participants 56 to 69 years of age, and 750 participants ≥ 70 years of age, will also participate in a substudy assessing the reactogenicity and immunogenicity of AZD1222. These 3 000 participants in the substudy will have additional assessments for

predefined solicited AEs for 7 days post each dose of study intervention and for humoral and cellular immune responses. Solicited AEs are defined in Section 8.3.7.

Table 2 and Table 3 provide the SoA for the main study and the substudy, respectively.

All participants will remain on study for 2 years following administration of first dose of study intervention (Day 730). If AZD1222 is proven to be safe and efficacious based on the primary endpoint analysis (see Section 9.4.2.1), following discussion at that time with the US FDA, other Regulators if appropriate, and the COVID-19 Vaccine DSMB, participants allocated to the placebo group may be offered AZD1222 if doses are available. Placebo participants treated with AZD1222 will continue to be followed in the study.

A PSRT will provide support for blinded safety surveillance during the study. Additionally, an independent COVID-19 Vaccine DSMB will provide oversight, to ensure safe and ethical conduct of the study. The COVID-19 Vaccine DSMB will facilitate the interim analysis for efficacy and have the responsibility of evaluating cumulative safety and other clinical study data at regular intervals and for making appropriate recommendations based on the available data. An independent Neurological AESI Expert Committee will be available to review and provide advice to the PSRT and the COVID-19 Vaccine DSMB on request about the diagnosis and causality assessment of selected neurological AESIs occurring in the AZD1222 clinical development program. See Appendix A 5 for additional detail.

4.2 Scientific Rationale for Study Design

4.2.1 Rationale for Study Design and Participant Population

The participant population is male and female adults ≥ 18 years of age who are not immunosuppressed, but are at increased risk of SARS-Cov-2 infection due to their locations or circumstances. Inclusion of older adults is based on data that are being gathered from the ongoing University of Oxford-sponsored studies. Study COV001 (NCT04324606) enrolled adults 18 to 55 years of age. Study COV002 (NCT04400838) enrolled adults 18 years of age and older.

Adults with medically-stable chronic diseases may participate if, according to the judgement of the investigator, hospitalization within the study period is not anticipated and the participant appears likely to be able to remain on study through the end of protocol-specified follow-up.

The study will exclude females who are pregnant or breast-feeding and individuals less than 18 years of age. Women who are pregnant or breast-feeding are excluded at this point as nonclinical developmental and reproductive toxicity studies to support vaccinating these individuals have yet to be performed. Additionally, it is planned that children and adolescents

will be evaluated for their response to the vaccine once safety and efficacy have been established in adults.

Participants who have been previously diagnosed with laboratory-confirmed SARS-CoV-2 infection are excluded from study participation. Participants with previous asymptomatic or undiagnosed infection are not excluded. Participant's baseline serostatus will be determined but baseline serostatus will not be used as a basis for exclusion from the study. Participants who are seropositive at baseline are enrolled in order to gather safety data in this group as it is anticipated that, if proven to be efficacious, the vaccine will rapidly be distributed to millions of individuals and that these individuals will not be tested for serologic evidence of previous infection prior to vaccination. Participant's baseline serostatus will be determined so that subgroup analyses for both safety and efficacy can be performed by baseline serostatus.

The study population represents the initial target population for AZD1222. If AZD1222 demonstrates efficacy for the prevention of COVID-19, the safety and immunogenicity of the vaccine in additional groups such as the immunosuppressed, pregnant women, and children and adolescents may be assessed in future studies.

4.2.2 Rationale for Study Endpoints

The efficacy endpoints in this study are analogous to endpoints used for evaluating the efficacy of influenza vaccines. These definitions have 4 components: (1) a definition of clinical illness; (2) a method of respiratory specimen sampling for the detection of associated shedding of the relevant virus; (3) an assay method for laboratory confirmation; and (4) a defined surveillance period. Assessment of AZD1222 efficacy will begin ≥ 15 days after the second dose of study intervention as this time period is considered necessary for the vaccine to induce protective immune responses.

In the substudy, solicited AEs will be collected for 7 days post each dose of study intervention, a period that has proven adequate to describe reactogenicity events in previous vaccine studies. For all participants, AEs will be collected through 28 days post each dose of study intervention. SAEs, MAAEs, and AESIs and will be collected from Day 1 through end of the study. AESIs include terms identified by the Brighton Collaboration involving events associated with vaccination in general ([SPEAC 2020](#)).

4.3 Justification for Dose

The AZD1222 dose of 5×10^{10} vp was selected based on accumulated clinical experience with this vaccine in ongoing clinical studies sponsored by the University of Oxford (see Section 2.2). Safety and immunogenicity data from an additional clinical study, MERS001 (NCT03399578), using the same ChAdOx1 vector, also helped inform dose selection.

MERS001 was the first clinical study of a ChAdOx1-vectored vaccine expressing the full-length S protein from a separate, but related, betacoronavirus. ChAdOx1 MERS has been given to 31 participants to date at doses ranging from 5×10^9 vp to 5×10^{10} vp. Despite higher reactogenicity observed at the 5×10^{10} vp, this dose was safe, with self-limiting AEs and no serious adverse reactions recorded. The 5×10^{10} vp was the most immunogenic, in terms of inducing neutralizing antibodies against MERS-CoV using a live virus assay (Folegatti et al 2020a). Given the immunogenicity findings and safety profile observed with the ChAdOx1-vectored vaccine against MERS-CoV, the 5×10^{10} vp dose was chosen for AZD1222. See the AZD1222 IB.

Based on accumulating nonclinical and clinical data gathered for AZD1222 as well as for other SARS-CoV-2 vaccines in development, a 2-dose regimen was selected for the study in order to enhance the immune responses to the virus (AZD1222 IB).

In an NHP challenge study, 6 macaques received a second dose of AZD1222 4 weeks after the first dose. The second dose resulted in increases in both ELISA and neutralizing antibody titers, and fewer areas of the lung contained viral RNA in prime boost group compared to the prime group. In a porcine model, 3 pigs also received a second dose of AZD1222 4 weeks after the first dose. In the animals that received the booster dose, both antibodies to the SARS-CoV-2 RBD and neutralizing antibodies were boosted after the second dose.

In Study COV001, 10 participants received a second dose of AZD1222 4 weeks after the first dose. Antibody responses to both the first and second doses were evaluated using an ELISA assay, through the MSD platform and by both neutralization and pseudo-neutralization assays. Notable increases in antibody levels to the S protein were seen with the ELISA assay and increases to both the S protein and RBD were noted using the MSD platform. Similarly, increases in antibody levels following the second dose were also seen with neutralization and pseudo-neutralization assays. Though based on small numbers, the second dose of the vaccine appeared to result in a lower rate of systemic solicited AEs.

The 4-week interval was selected based on the interval used in the nonclinical studies and Study COV001.

4.4 End of Study Definition

A participant is considered to have completed the study if he/she has completed all phases of the study including the last scheduled procedure shown in the SoA (Section 1.3).

The end of the study is defined as the date of the last scheduled procedure shown in the SoA (Section 1.3) for the last participant in the study globally.

5 STUDY POPULATION

Prospective approval of protocol deviations to recruitment and enrollment criteria, also known as protocol waivers or exemptions, is not permitted.

5.1 Inclusion Criteria

Participants are eligible to be included in the study only if all of the following criteria apply:

Age

- 1 Adult, ≥ 18 years of age at the time of consent

Type of Participant

- 2 Increased risk of SARS-CoV-2 infection
 - Defined as adults whose locations or circumstances put them at appreciable risk of exposure to SARS-CoV-2 and COVID-19, based on available risk assessment contemporaneous to enrollment (believed to be at risk/exposure)
- 3 Medically stable such that, according to the judgment of the investigator, hospitalization within the study period is not anticipated and the participant appears likely to be able to remain on study through the end of protocol-specified follow-up
 - A stable medical condition is defined as disease not requiring significant change in therapy or hospitalization for worsening disease during the 3 months prior to enrollment
- 4 Able to understand and comply with study requirements/procedures (if applicable, with assistance by caregiver, surrogate, or legally authorized representative) based on the assessment of the investigator

Reproduction

- 5 Contraceptive use by women should be consistent with local regulations regarding the methods of contraception for those participating in clinical studies
- 6 Female participants
 - (a) Women of childbearing potential must:
 - Have a negative pregnancy test on the day of screening and on Day 1
 - Use one highly effective form of birth control for at least 28 days prior to Day 1 and agree to continue using one highly effective form of birth control through 60 days following administration of the second dose of study intervention. A highly effective method of contraception is defined as one that can achieve a failure rate of less than 1% per year when used consistently and correctly (see [Table 6](#)). Periodic abstinence, the rhythm method, and withdrawal are NOT acceptable methods of contraception.

- (b) Women are considered of childbearing potential unless they meet either of the following criteria:
- Surgically sterilized (including bilateral tubal ligation, bilateral oophorectomy, or hysterectomy), or
 - Post-menopausal
 - For women aged < 50 years, post-menopausal is defined as having both:
 - A history of ≥ 12 months amenorrhea prior to randomization, without an alternative cause, following cessation of exogenous sex-hormonal treatment, and
 - A follicle-stimulating hormone level in the post-menopausal range
 Until follicle-stimulating hormone is documented to be within menopausal range, the participant is to be considered of childbearing potential
 - For women aged ≥ 50 years, post-menopausal is defined as having a history of ≥ 12 months amenorrhea prior to randomization, without an alternative cause, following cessation of exogenous sex-hormonal treatment

Table 6 Highly Effective Methods of Contraception

Barrier Methods	Hormonal Methods
<ul style="list-style-type: none"> • Intrauterine device • Intrauterine hormone-releasing system (IUS)^a • Bilateral tubal occlusion • Vasectomized partner^b • Sexual abstinence^c 	<ul style="list-style-type: none"> • Combined (estrogen- and progestogen-containing hormonal contraception) <ul style="list-style-type: none"> ○ Oral (combined pill) ○ Injectable ○ Transdermal (patch) • Progestogen-only hormonal contraception <ul style="list-style-type: none"> ○ Oral ○ Injectable ○ Implantable

^a This is also considered a hormonal method

^b Provided that partner is the sole sexual partner of the woman of childbearing potential study participant and that the vasectomized partner has received medical assessment of the surgical success

^c Sexual abstinence is considered a highly effective method only if defined as refraining from heterosexual intercourse during the entire period of the study and if it is the preferred and usual lifestyle of the participant

Informed Consent

- 7 Capable of giving signed informed consent as described in [Appendix A](#), which includes compliance with the requirements and restrictions listed in the ICF and in this protocol

5.2 Exclusion Criteria

Participants are excluded from the study if any of the following criteria apply:

Medical Conditions

- 1 History of allergy to any component of the vaccine
- 2 History of Guillain-Barré syndrome or any other demyelinating condition
- 3 Significant infection or other acute illness, including fever > 100 °F (> 37.8 °C) on the day prior to or day of randomization
- 4 History of laboratory-confirmed SARS-CoV-2 infection
- 5 Any confirmed or suspected immunosuppressive or immunodeficient state, including asplenia
- 6 Recurrent severe infections and use of immunosuppressant medication within the past 6 months (≥ 20 mg per day of prednisone or its equivalent, given daily or on alternate days for ≥ 15 days within 30 days prior to administration of study intervention)
The following exceptions are permitted:
 - Topical/inhaled steroids or short-term oral steroids (course lasting ≤ 14 days)
 - Human immunodeficiency virus-positive stable participants on stable antiretroviral therapy, eg, (NIH 2020, Waldrop et al 2016)
- 7 History of primary malignancy except for:
 - (a) Malignancy with low potential risk for recurrence after curative treatment (for example, history of childhood leukaemia) or metastasis (for example, indolent prostate cancer) in the opinion of the site investigator.
 - (b) Adequately treated non-melanoma skin cancer or lentigo maligna without evidence of disease
 - (c) Adequately treated uterine cervical carcinoma in situ without evidence of disease
 - (d) Localized prostate cancer
- 8 Clinically significant bleeding disorder (eg, factor deficiency, coagulopathy, or platelet disorder), or prior history of significant bleeding or bruising following IM injections or venepuncture
- 9 Severe and/or uncontrolled cardiovascular disease, respiratory disease, gastrointestinal disease, liver disease, renal disease, endocrine disorder, and neurological illness, as judged by the Investigator (mild/moderate well-controlled comorbidities are allowed)
- 10 Any other significant disease, disorder, or finding that may significantly increase the risk to the participant because of participation in the study, affect the ability of the participant to participate in the study, or impair interpretation of the study data

Prior/Concomitant Therapy

- 11 Receipt of, or planned receipt of investigational products indicated for the treatment or prevention of SARS-CoV-2 or COVID-19
Note: For participants who become hospitalized with COVID-19, receipt of licensed treatment options and/or participation in investigational treatment studies is permitted
- 12 Receipt of any vaccine (licensed or investigational) other than licensed influenza vaccines within 30 days prior to and after administration of study intervention
- 13 Receipt of immunoglobulins and/or any blood products within 3 months prior to administration of study intervention or expected receipt during the period of study follow-up

Other Exclusions

- 14 Involvement in the planning and/or conduct of this study (applies to both Sponsor staff and/or staff at the study site)
- 15 For women only - currently pregnant (confirmed with positive pregnancy test) or breast-feeding
- 16 Has donated ≥ 450 mL of blood products within 30 days prior to randomization or expects to donate blood within 90 days of administration of second dose of study intervention

5.3 Lifestyle Considerations

- 1 Participants must follow the contraception requirements outlined in Section 5.1
- 2 Restrictions relating to concomitant medications are described in Section 6.5
- 3 Agree to wear digital health device if diagnosed with COVID-19 as described in Section 8.1.2.2

5.4 Screen Failures

Screen failures are defined as participants who consent to participate in the clinical study but are not subsequently randomly assigned to study intervention. A minimal set of screen failure information is required to ensure transparent reporting of screen failure participants to meet the Consolidated Standards of Reporting Trials publishing requirements and to respond to queries from regulatory authorities. Minimal information includes demography, screen failure details, eligibility criteria, and any SAEs.

Individuals who do not meet the criteria for participation in this study (screen failure) may be rescreened. Only a single rescreening is allowed in the study. Rescreened participants are required to sign a new ICF ([Appendix A 3](#)), and will be assigned a new participant number.

6 STUDY INTERVENTION

In general, study intervention is defined as any investigational intervention(s), marketed product(s), or placebo intended to be administered to or medical device(s) utilized by a study participant according to the study protocol. For this study, study intervention is defined as AZD1222 or saline placebo (Table 7). The third party medical device used for assessment of COVID-19 symptoms (ie, digital health device [Section 8.1.2.2]) is not considered a study intervention.

6.1 Study Interventions Administered

6.1.1 Investigational Products

Table 7 Investigational Products

Intervention Name	AZD1222	Placebo
Type	Vaccine	Placebo
Dose Formulation	10 mM histidine, 7.5% (w/v) sucrose, 35 mM sodium chloride, 1 mM magnesium chloride, 0.1% (w/v) polysorbate 80, 0.1 mM edetate disodium, 0.5% (w/v) ethanol, at pH 6.6.	0.9% (w/v) saline
Unit Dose Strength(s)	$\geq 0.7 \times 10^{11}$ vp/mL	
Dosage Level(s)	5×10^{10} vp (nominal, $\pm 1.5 \times 10^{10}$ vp)	
Route of Administration	Intramuscular	Intramuscular
Use	Experimental	Placebo
IMP and NIMP	IMP	IMP
Sourcing	Provided centrally by the Sponsor	Sourced locally
Packaging and Labeling	Will be provided in vials within a carton. Each carton and vial will be labelled as required per country requirement	Not applicable
Current/Former Name or Alias	ChAdOx1 nCoV-19	Not applicable

IMP = investigational medicinal product; NIMP = non-investigational medical product; vp = viral particles; w/v = weight/volume.

AZD1222

AZD1222 will be supplied by the Sponsor as a vial solution for injection. It is a sterile, clear to slightly opaque solution, practically free from visible particles, with a label-claim volume of 5 mL.

Unopened vials of AZD1222 vials must be stored at 2-8 °C (36-46 °F) for the duration of assigned shelf-life and must not be frozen. AZD1222 must be kept in original packaging until use to prevent prolonged light exposure.

Placebo

Commercially available 0.9% (w/v) saline for injection will be sourced locally for placebo.

6.1.2 Dosing Instructions

Participants will receive 2 doses of either AZD1222 or placebo; the first dose will be administered on Day 1 and the second dose on Day 29 (see [Table 2](#) and [Table 3](#)).

It is recommended that the study interventions be administered as an IM injection into the deltoid of the non-dominant arm. Other injection sites may be used if necessary.

All study participants will be observed in the clinic for at least 15 minutes after vaccination.

Allergic reactions to vaccines are possible. Therefore, appropriate drugs and medical equipment to treat acute anaphylactic reactions must be immediately available, and study personnel must be trained to recognize and treat anaphylaxis.

6.2 Preparation/Handling/Storage/Accountability

- 1 The investigator or designee must confirm appropriate temperature conditions have been maintained during transit for all study intervention received and any discrepancies are reported and resolved before use of the study intervention.
- 2 Only participants enrolled in the study may receive study intervention and only authorized site staff may supply or administer study intervention. All study intervention must be stored in a secure, environmentally controlled, and monitored (manual or automated) area in accordance with the labelled storage conditions with access limited to the investigator and authorized site staff.
- 3 The investigator, institution, or the head of the medical institution (where applicable) is responsible for study intervention accountability, reconciliation, and record maintenance (ie, receipt, reconciliation, and final disposition records).
- 4 Further guidance and information for the final disposition of unused study interventions are provided in the Pharmacy Manual or specified handling instructions.

6.2.1 Dose Preparation and Administration

6.2.1.1 AZD1222

Doses of AZD1222 must be prepared by the unblinded pharmacist (or designee in accordance with local and institutional regulations) using aseptic technique. Each dose is prepared by withdrawing 0.5 mL from a vial of AZD1222 in a sterile syringe.

AZD1222 does not contain preservatives. Each vial must be assigned a beyond-use-date of 6 hours from first needle puncture of the AZD1222 vial, after which any unused portion must be discarded.

Once an AZD1222 dose is drawn into a syringe for administration, the dose must be administered within the beyond-use-date of the vial. If AZD1222 dose administration is not completed within the 6-hour vial beyond-use-date, a new dose must be prepared from a new vial.

Each vial of AZD1222 has a label-claim volume of 5 mL and can provide up to ten 0.5 mL doses.

6.2.1.2 Placebo

Doses of placebo must be prepared by the unblinded pharmacist (or designee in accordance with local and institutional regulations) using aseptic technique. Each placebo dose is prepared by withdrawing 0.5 mL from a 0.9% (w/v) saline vial or IV bag in a sterile syringe. If 0.9% (w/v) saline is extracted from IV bags, the manufacturers' recommendation for maximum number of needle punctures of the IV bag port must not be exceeded.

Saline (0.9% [w/v]) does not contain preservatives. Each vial or IV bag must be assigned a beyond-use-date of 6 hours from first needle puncture, after which any unused portion must be discarded.

Once a placebo dose is drawn into a syringe for administration, the dose must be administered within the beyond-use-date of the vial/IV bag. If placebo dose administration is not completed within the 6-hour vial/IV bag beyond-use-date, a new dose must be prepared from a new vial or IV bag.

6.3 Measures to Minimize Bias: Randomization and Blinding

6.3.1 Randomization

All participants will be centrally assigned to randomized study intervention using an IRT. Before the study is initiated, user guides, the log in information, and directions for the IRT will be provided to each study site. Randomization will be stratified by age (≥ 18 to < 65 years, and ≥ 65 years), with at least 25% of participants to be enrolled in the older age stratum.

Where a participant does not meet all the eligibility criteria but incorrectly received study intervention, the investigator should inform the Study Physician immediately, and a discussion should occur between the Study Physician and the investigator regarding whether to continue or discontinue the participant.

6.3.2 Blinding

Neither the participant nor any of the investigators or Sponsor staff who are involved in the treatment or clinical evaluation and monitoring of the participants will be aware of the study intervention received. Since AZD1222 and placebo are visually distinct prior to dose preparation (due to differences in container closure), IMP will be handled by an unblinded pharmacist (or designee in accordance with local and institutional regulations) at the study site. Once drawn into syringes for administration, AZD1222 and placebo are not visually distinct from each other.

The IRT will provide the investigator(s) or pharmacists a dose tracking number to be allocated to the participant at the dispensing visit. Routines for this will be described in the IRT user manual that will be provided to each study site.

The randomization code should not be broken except in medical emergencies when the appropriate management of the participant requires knowledge of the treatment randomization. The investigator documents and reports the action to the Sponsor, without revealing the treatment given to participant to the Sponsor staff.

The Sponsor retains the right to break the code for SAEs that are unexpected and are suspected to be causally related to an investigational medicinal product and that potentially require expedited reporting to regulatory authorities. Randomization codes will not be broken for the planned analyses of data until all decisions on the evaluability of the data from each individual participant have been made and documented.

6.3.3 Procedures for Unblinding

The IRT will be programmed with blind-breaking instructions. In case of an emergency, in which the knowledge of the specific blinded study intervention will affect the immediate management of the participant's condition (eg, antidote available), the investigator has the sole responsibility for determining if unblinding of a participants' intervention assignment is warranted. Participant safety must always be the first consideration in making such a determination. If a participant's intervention assignment is unblinded, the Sponsor must be notified within 24 hours after breaking the blind.

6.4 Study Intervention Compliance

When participants are dosed at the study site, they will receive study intervention directly from the investigator or designee, under medical supervision. The date, and time if applicable, of dose administered will be recorded in the source documents and recorded in the eCRF. The dose of study intervention and study participant identification will be confirmed at the time of dosing by a member of the study site staff other than the person administering the study intervention.

6.5 Concomitant Therapy

Any medication or vaccine (including over-the-counter or prescription medicines) that the participant is receiving at the time of enrollment or receives during the period specified in the SoA (Section 1.3), must be recorded in the eCRF along with the information listed below. Vitamins and/or herbal supplements are not to be recorded.

- Reason for use
- Dates of administration including start and end dates
- Dosage information including dose and frequency

The Study Physician should be contacted if there are any questions regarding concomitant or prior therapy.

6.5.1 Permitted Concomitant Medications

Participants may take concomitant medications prescribed by their primary care provider for management of chronic medical conditions and/or for health maintenance. Primary care providers, or where appropriate investigators, should prescribe appropriate concomitant medications or treatments deemed necessary to provide full supportive care and comfort during the study. Participants who develop COVID-19 after receiving study intervention should be treated with licensed medications and interventions according to standard of care. All routine vaccinations other than influenza are permitted beginning > 30 days after last dose of study intervention. Licensed influenza vaccines are permitted at any time.

6.5.2 Prohibited Concomitant Medications

The following medications are prohibited and the Sponsor must be notified if a participant receives any of these prohibited medications. The use of the following concomitant medications and/or vaccines, however, will not definitively require withdrawal of the participant from the study, but may determine a participant's eligibility to receive a second dose or evaluability in the per-protocol analysis set.

If a participant receives a prohibited concomitant medication, the investigator in consultation with the Sponsor will evaluate any potential impact on receipt of study intervention based on time the medication was administered, the medication's pharmacology and pharmacokinetics, and whether the medication will compromise the participant's safety or interpretation of the data (see Section 7.1).

- Investigational products indicated for the treatment or prevention of SARS-CoV-2 or COVID-19
Note: For participants who become hospitalized with COVID-19, receipt of licensed treatment options and/or participation in investigational treatment studies is permitted

- Receipt of any vaccine (licensed or investigational) other than licensed influenza vaccines within 30 days prior to and after administration of study intervention
- Glucocorticoids at a dose ≥ 20 mg/day of prednisone or equivalent given daily or on alternate days for ≥ 14 consecutive days between randomization and the participant's scheduled final visit
- Other systemically administered drugs with significant immunosuppressive activity, such as azathioprine, tacrolimus, cyclosporine, methotrexate, or cytotoxic chemotherapy between randomization and the participant's scheduled final visit
- Immunoglobulins and/or any blood product

6.6 Dose Modification

Study intervention will be administered as described in Section 6.1.2. Dose modification is not permitted.

6.7 Intervention After the End of the Study

There is no intervention after the end of the study (see definition in Section 4.4).

7 DISCONTINUATION OF STUDY INTERVENTION AND PARTICIPANT DISCONTINUATION/WITHDRAWAL

7.1 Discontinuation of Study Intervention

Each participant will receive 2 doses of study intervention (see Section 6). An individual participant will not receive the first or second dose of study intervention if any of the following occur in the participant in question:

- 1 Withdrawal of consent after signing informed consent
- 2 Participant meets one or more of the exclusion criteria or fails to meet all inclusion criteria for study participation
- 3 Laboratory-confirmed SARS-CoV-2 infection
- 4 Participant is pregnant or nursing
- 5 Any allergic reaction including anaphylaxis that is assessed as related to study intervention
- 6 Any SAE assessed as related to study intervention
- 7 Any AE that, in the judgment of the site investigator, is related to study intervention and may jeopardize the safety of the study participant
- 8 Receipt of a prohibited concomitant medication that may jeopardize the safety of the study participant or interpretation of the data

Each participant who has received at least one dose of study intervention will be followed for the full study period unless consent is withdrawn specifically from further study participation, or the participant is lost to follow-up. Participants who have not received study intervention, regardless of reason, will not be followed.

7.1.1 Study Suspension or Termination

The Sponsor reserves the right to temporarily suspend or permanently terminate this study or a component of the study at any time. The reasons for temporarily suspending the study may include, but are not limited, to the following:

- Any death, SAE, or other safety finding assessed as related to study intervention that in the opinion of the Sponsor may preclude further administration of study intervention

No additional participants will be randomized or treated with study intervention until review by the COVID-19 Vaccine DSMB is complete (see [Appendix A 5](#) for COVID-19 Vaccine DSMB information).

7.2 Participant Withdrawal from the Study

- A participant may withdraw from the study at any time at his/her own request, or may be withdrawn at any time at the discretion of the investigator for safety, behavioral, compliance, or administrative reasons. This is expected to be uncommon.
- A participant who considers withdrawing from the study must be informed by the investigator about modified follow-up options (eg, telephone contact, a contact with a relative or treating physician, or information from medical records).
- If the participant withdraws consent for disclosure of future information, the Sponsor may retain and continue to use any data collected before such a withdrawal of consent.
- If a participant withdraws from the study, it should be confirmed if he/she still agrees for existing samples to be used in line with the original consent. If he/she requests withdrawal of consent for use of samples, destruction of any samples taken should be carried out in line with what was stated in the informed consent and local regulation. The investigator must document the decision on use of existing samples in the site study records and inform the Sponsor Study Team.

7.3 Lost to Follow-up

A participant will be considered lost to follow-up if he or she repeatedly fails to return for scheduled visits and is unable to be contacted by the study site.

The following actions must be taken if a participant fails to return to the clinic for a required study visit:

- The study site must attempt to contact the participant and reschedule the missed visit as soon as possible and counsel the participant on the importance of maintaining the

assigned visit schedule and ascertain whether or not the participant wishes to and/or should continue in the study.

- Before a participant is deemed lost to follow-up, the investigator or designee must make every effort to regain contact with the participant (where possible, 3 telephone calls and, if necessary, a certified letter to the participant's last known mailing address or local equivalent methods). These contact attempts should be documented in the participant's medical record.
- Should the participant continue to be unreachable, he/she will be considered to have withdrawn from the study.

Discontinuation of specific sites or of the study as a whole are handled as part of [Appendix A](#).

8 STUDY ASSESSMENTS AND PROCEDURES

- Study procedures and their timing are summarized in the SoA (Section 1.3). Protocol waivers or exemptions are not allowed.
- Immediate safety concerns should be discussed with the Sponsor immediately upon occurrence or awareness to determine if the participant should continue or discontinue study intervention.
- Adherence to the study design requirements, including those specified in the SoA (Section 1.3) is essential and required for study conduct.
- All screening evaluations must be completed and reviewed to confirm that potential participants meet all eligibility criteria. The investigator will maintain a screening log to record details of all participants screened and to confirm eligibility or record reasons for screening failure, as applicable.
- Procedures conducted as part of the participant's routine clinical management (eg, blood count) and obtained before signing of the ICF may be utilized for screening or baseline purposes provided the procedures met the protocol-specified criteria and were performed within the time frame defined in the SoA.

8.1 Efficacy Assessments

8.1.1 Monitoring COVID-19 Symptoms

Study sites will contact participants weekly (telephone/email/text) through Day 360 with reminders to monitor for COVID-19 symptoms. Participants who present with at least one of the COVID-19 qualifying symptoms listed below must contact the study team. With the exception of fever, shortness of breath, or difficulty breathing, the symptom must be present for 2 or more days. During the 7 days following administration of each dose of study intervention, investigator judgement should be used to determine which participants should initiate illness visits as symptoms may be due to the reactogenicity of the study intervention as opposed to potentially due to infection with SARS-CoV-2.

If a participant presents with a COVID-19 qualifying symptom(s) on Days 1-3, the nasal swab collected on Day 1 will be tested locally for SARS-CoV-2 (see Section 8.6.1.1). If positive, the participant will be instructed to initiate illness visits. If negative, the participant will continue with scheduled assessments per their assigned study (ie, main study [Table 2] or substudy [Table 3]).

Participants who present with a COVID-19 qualifying symptom(s) after Day 3 will be instructed to initiate illness visits and be tested for SARS-CoV-2.

COVID-19 Qualifying Symptoms

Participant must present with at least one of the following symptoms	
Duration	Symptom
No minimum duration	Fever
	Shortness of breath
	Difficulty breathing
Must be present for ≥ 2 days	Chills
	Cough
	Fatigue
	Muscle aches
	Body aches
	Headache
	New loss of taste
	New loss of smell
	Sore throat
	Congestion
	Runny nose
	Nausea
	Vomiting
Diarrhea	

Adapted from (CDC 2020).

8.1.2 Illness Visits

Symptomatic participants (as defined in Section 8.1.1) will be instructed to visit the study site for initiation of illness assessments (Table 4); where supported, home or mobile visits may be substituted for the site visits. Symptomatic participants will complete the Day 1 illness visit and will be instructed to continue with the home collection requirements (eg, digital health device and Illness e-Diary recordings, and saliva samples). SARS-CoV-2 RT-PCR results will

be available during the home collection period and participants will be informed of their status. The results of the COVID-19 RT-PCR testing should also be reported to the participants' primary care providers. Only participants who test positive will be instructed to continue with the illness visits, including home collection of saliva samples and digital health device and Illness e-Diary recordings. Participants who test negative for SARS-CoV-2 will be instructed to stop all illness visit assessments and return the digital health device. Participants will continue with follow-up visits per their assigned study (ie, main study [[Table 2](#)] or substudy [[Table 3](#)]).

8.1.2.1 SARS-CoV-2 Testing and Other Virology Assessments

At the Day 1 illness visit, mid-turbinate nasal swabs and nasopharyngeal swabs will be collected and tested for SARS-COV-2 by authorized RT-PCR assays (see Section [8.6.1.1](#)).

Saliva will be collected during site illness visits and by self-collection at home throughout the illness visits to quantify duration of viral shedding (see Section [8.6.1.2](#)). Other virology assessments are described in Section [8.6](#).

8.1.2.2 Digital Health Device

At the Day 1 illness visit, participants will receive a wearable, digital health device (eg, Current Health Monitoring System) and be trained on use of the biosensor. The digital health device will continuously track biophysical parameters, including but not limited to, serial measurements of skin temperature, heart rate, respiratory rate, blood oxygen saturation, and physical activity.

Data will be obtained from the biosensor and transmitted via a wireless hub from the participant to the vendor platform. The vendor platform will be monitored remotely 24 hours a day by a team which includes registered nurses. The monitoring team will receive technical alerts if there are data or device issues, and physiologic alerts if participants' vital signs meet prespecified criteria. The physiologic alerts are intended to provide an early indication of worsening health status that would allow the monitoring team and investigator to provide appropriate follow-up. All alerts will be triaged and followed up by the monitoring team according to agreed-upon monitoring protocols. A registered nurse will review the alerts requiring clinical attention and will apply clinical judgement (based on the Schmitt-Thompson COVID-19 - Diagnosed or Suspected After Hours Telephone Triage Protocols) ([Schmitt-Thompson 2020](#)) to determine which alerts can be addressed directly with the participant via telephone, and which alerts should be escalated to the on-call clinician at the site. If escalation is required, the nurse will contact the on-call clinician by telephone and the clinician will then be responsible for subsequent follow-up. For all technical and physiologic alerts, details regarding the nature of the alert and action taken will be documented within the Current Health Monitoring System and an informational email will be sent to the investigator within 2 hours for further follow-up if required. If local regulations prohibit the monitoring team

from collecting identifying information about participants, or from contacting study participants directly, the Investigator and site staff will be responsible for monitoring the transmitted data and responding to both technical and physiologic alerts 24 hours a day.

The data from the biosensor and remote monitoring are not intended to substitute for protocol-mandated standard safety monitoring, participant self-reporting, or participant oversight, which remains the responsibility of the investigator.

Along with the device, participants will be provided with a paper-based Quick Start Guide containing general instructions for the device as well as frequently asked questions. A reference copy of the document will be retained in the Site Master File.

Participants who test positive for SARS-CoV-2 will be instructed to continue wearing the digital health device until the COVID-19-associated symptoms resolve or until the Day 28 illness visit. Participants who test negative and stop the illness visits will be instructed to return the digital health device.

8.1.2.3 Illness e-Diary

An Illness e-Diary will be used to collect self-reported information about COVID-19-associated symptoms (listed below per CDC ([CDC 2020](#))). At the Day 1 illness visit, participants (or, if applicable, their caregiver, surrogate, or legally authorized representative) will be given access to the Illness e-Diary and trained by study staff on how to record the information and assess the severity of the symptoms.

Participants who test positive for SARS-CoV-2 will be instructed to continue recording in the Illness e-Diary until symptoms resolve or until the Day 28 illness visit. Participants who test negative will be instructed to stop Illness e-Diary recording.

Study sites will monitor the health status of participants via Illness e-Diary responses after the Day 1 illness visit, and will call participants as needed based on these responses.

COVID-19 Symptoms

- Fever
- Shortness of breath
- Difficulty breathing
- Chills
- Cough
- Fatigue
- Muscle aches
- Body aches
- Headache
- New loss of taste
- New loss of smell
- Sore throat
- Congestion
- Runny nose
- Nausea
- Vomiting
- Diarrhea

8.1.3 Severe COVID-19

The severity of COVID-19 will be evaluated in participants who test positive for SARS-CoV-2 by RT-PCR. A diagnosis of severe or critical COVID-19 will include laboratory-confirmed COVID-19 (SARS-CoV-2 RT-PCR-positive symptomatic illness) plus any of the following:

- Clinical signs at rest indicative of severe systemic illness (respiratory rate ≥ 30 breaths per minute, heart rate ≥ 125 beats per minute, oxygen saturation $\leq 93\%$ on room air at sea level, or partial pressure of oxygen to fraction of inspired oxygen ratio < 300 mm Hg)
- Respiratory failure (defined as needing high-flow oxygen, noninvasive ventilation, mechanical ventilation or extracorporeal membrane oxygenation)
- Evidence of shock (systolic blood pressure < 90 mm Hg, diastolic blood pressure < 60 mm Hg, or requiring vasopressors)
- Significant acute renal, hepatic, or neurologic dysfunction
- Admission to an intensive care unit
- Death

8.1.4 Medical Notes Review

With the participant's consent, the study team will request access to medical notes or submit a data collection form for completion by attending clinical staff on any medically-attended COVID-19 episodes. Any data relevant for assessment of the efficacy endpoints or vaccine-associated enhanced respiratory disease (see Section 8.3.9) will be collected. These are likely to include, but not limited to, information on intensive care unit admissions, clinical parameters such as oxygen saturation, respiratory rates and vital signs, need for oxygen therapy, need for ventilatory support, imaging, blood tests results, and overall outcome (survival or death).

8.1.5 Monitoring for Asymptomatic Infection

Blood samples will be collected according to the SoA (Section 1.3) for SARS-CoV-2 serology testing to monitor participants for asymptomatic infection. See description of assessment in Section 8.5.2.1.

8.2 Safety Assessments

Planned time points for all safety assessments are provided in the SoA (Section 1.3).

8.2.1 Physical Examinations

A complete physical examination will be performed at screening followed by targeted physical examinations as specified in the SoA (Section 1.3).

- A complete physical examination will include, but not be limited to, assessment of height, weight, general appearance, head, ears, eyes, nose, throat, neck, skin, as well as cardiovascular, respiratory, abdominal, and nervous systems. Each clinically significant abnormal finding at screening will be recorded in the medical history.
- A targeted physical examination will include areas suggested by the medical history. Each clinically significant abnormal finding following vaccination will be recorded as an AE.
- All physical examinations will be performed by a licensed healthcare provider (eg, physician, physician assistant, or licensed nurse practitioner).

8.2.2 Vital Signs

Vital signs, including heart rate, pulse oximetry, blood pressure, and body temperature, will be performed as specified in the SoA (Section 1.3). The participant should be resting prior to the collection of vital signs.

Data collected through the digital health device on heart rate, respiratory rate, temperature, and oxygen saturation level will be recorded as exploratory efficacy measurements and should not be reported as AEs unless resulting in an MAAE or SAE.

Situations in which vital sign results should be reported as AEs are described in Section 8.3.5.

8.2.3 Clinical Laboratory Assessments

A Laboratory Manual will be provided to the sites that specifies the procedures for collection, processing, storage, and shipment of samples, as well as laboratory contact information, specific to this clinical study.

For women participants of childbearing potential, a urine sample for pregnancy testing will be collected according to the SoA (Section 1.3). Urine pregnancy tests for β -hCG may be performed at the site using a licensed test (dipstick). If urine tests positive or indeterminate, a quantitative serum β -hCG will be performed for confirmation.

Additional safety samples may be collected if clinically indicated at the discretion of the investigator

8.3 Adverse Events and Serious Adverse Events

The principal investigator is responsible for ensuring that all staff involved in the study are familiar with the content of this section.

The definitions of an AE or SAE can be found in [Appendix B](#).

All AEs are considered to be unsolicited AEs (collected by ‘open question’ at study visits) unless categorized as solicited AEs recorded in the substudy only.

Solicited AEs are local or systemic predefined events for assessment of reactogenicity. Solicited AEs will be collected in a Solicited AE e-Diary only for participants in the substudy (see Section 8.3.7), and will be assessed separately from the (unsolicited) AEs collected during the study.

General information for AEs in this protocol excludes solicited AEs.

AEs will be reported by the participant (or, when appropriate, by a caregiver, surrogate, or the participant's legally authorized representative).

The investigator and any designees are responsible for detecting, documenting, and recording events that meet the definition of an AE.

8.3.1 Time Period and Frequency for Collecting AE and SAE Information

AEs will be recorded for 28 days post each dose of study intervention.

Solicited AEs will be recorded only for participants in the substudy for 7 days post each dose of study intervention.

SAEs will be recorded from the time of signature of the informed consent form through the last participant contact.

MAAEs and AESIs will be recorded from Day 1, post treatment, through the last participant contact.

See the SoA (Section 1.3) for the scheduled timepoints.

If the investigator becomes aware of an SAE with a suspected causal relationship to the study intervention that occurs after the end of the clinical study in a participant treated by him or her, the investigator shall, without undue delay, report the SAE to the Sponsor.

8.3.2 Follow-up of AEs and SAEs

Any AEs that are unresolved at the participant's last AE assessment in the study are followed up by the investigator for as long as medically indicated, but without further recording in the eCRF. The Sponsor retains the right to request additional information for any participant with ongoing AE(s)/SAE(s) at the end of the study, if judged necessary.

AE variables

The following variables will be collected for each AE:

- AE (verbatim)
- Date when the AE started and stopped
- Severity grade/maximum severity grade/changes in severity grade
- Whether the AE is serious or not
- Investigator causality rating against the study intervention (yes or no)
- Action taken with regard to study intervention
- AE caused participant's withdrawal from study (yes or no)
- Outcome

In addition, the following variables will be collected for SAEs:

- Date AE met criteria for SAE
- Date investigator became aware of SAE
- AE is serious due to
- Date of hospitalization
- Date of discharge
- Probable cause of death

- Date of death
- Autopsy performed
- Causality assessment in relation to study procedure(s)
- Causality assessment to other medication

The grading scales from US FDA guidance for healthy volunteers enrolled in a preventive vaccine clinical study ([FDA 2007](#)) will be utilized for all unsolicited events with an assigned severity grading.

8.3.3 Causality Collection

The investigator should assess causal relationship between study intervention and each AE, and answer ‘yes’ or ‘no’ to the question ‘Do you consider that there is a reasonable possibility that the event may have been caused by the investigational product?’

For SAEs, causal relationship should also be assessed for other medication and study procedures. Note that for SAEs that could be associated with any study procedure the causal relationship is implied as ‘yes.’

A guide to the interpretation of the causality question is found in [Appendix B](#).

8.3.4 Adverse Events Based on Signs and Symptoms

All AEs spontaneously reported by the participant or reported in response to the open question from the study site staff: ‘Have you had any health problems since the previous visit/you were last asked?’, or revealed by observation will be collected and recorded in the eCRF. When collecting AEs, the recording of diagnoses is preferred (when possible) to recording a list of signs and symptoms. However, if a diagnosis is known and there are other signs or symptoms that are not generally part of the diagnosis, the diagnosis and each sign or symptom will be recorded separately.

8.3.5 Adverse Events Based on Examinations and Tests

The results from the Clinical Study Protocol-mandated vital signs will be summarized in the CSR.

Deterioration as compared to baseline in protocol-mandated vital signs should therefore only be reported as AEs if they fulfil any of the SAE or MAAE criteria or are considered to be clinically relevant as judged by the investigator (which may include but not limited to consideration as to whether treatment or non-planned visits were required).

If deterioration in a vital sign is associated with clinical signs and symptoms, the sign or symptom will be reported as an SAE or MAAE, and the associated vital sign will be considered as additional information.

8.3.6 Hy's Law

Cases where a participant shows elevations in liver biochemistry may require further evaluation. Any occurrences of AST or ALT $\geq 3 \times$ ULN together with total bilirubin $\geq 2 \times$ ULN *and* confirmed as a Hy's Law case should be reported as an SAE.

Hy's Law

AST or ALT $\geq 3 \times$ ULN together with TBL $\geq 2 \times$ ULN, where no other reason, other than the study intervention, can be found to explain the combination of increases, eg, elevated ALP indicating cholestasis, viral hepatitis, another drug. The elevation in transaminases must precede or be coincident with (ie, on the same day) the elevation in TBL, but there is no specified timeframe within which the elevations in transaminases and TBL must occur.

8.3.7 Solicited Adverse Events (Only for Substudy)

Local and systemic predefined solicited AEs for reactogenicity assessment (Table 8) will be collected in a Solicited AE e-Diary for 7 days following administration of each dose of study intervention only from participants in the substudy.

Solicited AEs should not be reported as unsolicited AEs (see Section 8.3). However, solicited AEs should be reported as SAEs or MAAEs if they fulfil the criteria (see Sections 8.3 and 8.3.8, respectively).

Table 8 List of Predefined Solicited Adverse Events for Reactogenicity Assessment

Local	Systemic
Pain at the site of injection	Fever (> 100 °F [> 37.8 °C]) ^a
Erythema/redness at the site of injection ^b	Chills
Tenderness	Muscle pains
Induration/swelling at the site of the injection ^b	Fatigue
	Headache
	Malaise
	Nausea
	Vomiting

^a Fever measured by any route. Investigators who consider a temperature lower than this cutoff as a fever or a 'fever' reported by participants without documentation by a thermometer should record the event as 'elevated body temperature.'

^b Swelling and redness must be ≥ 0.25 inches (≥ 0.6 centimeters) in diameter.

Solicited AE e-Diary

On Day 1, participants in the substudy (or, if applicable, their caregiver, surrogate, or legally authorized representative) will be given an oral thermometer, tape measure, and access to the Solicited AE e-Diary, with instructions on use, along with the emergency 24-hour telephone number to contact the on-call study physician if needed.

Participants will be instructed to record for 7 days following administration of each dose of study intervention, the timing and severity of local and systemic solicited AEs, if applicable, and whether medication was taken to relieve the symptoms.

Severity Assessment of Solicited AEs

Severity will be assessed for solicited AEs by the participant (or, if applicable, their caregiver, surrogate, or legally authorized representative) according to toxicity grading scales modified and abridged from the US FDA guidance ([FDA 2007](#)) as defined in [Appendix E](#). Because solicited AEs are expected to occur after vaccination, they will not be assessed for relationship to study intervention.

8.3.8 Medically Attended Adverse Events

MAAEs will be collected according to the timepoints specified in the SoA ([Section 1.3](#)).

MAAEs are defined as AEs leading to medically-attended visits that were not routine visits for physical examination or vaccination, such as an emergency room visit, or an otherwise unscheduled visit to or from medical personnel (medical doctor) for any reason. AEs, including abnormal vital signs, identified on a routine study visit or during the scheduled illness visits will not be considered MAAEs.

8.3.9 Adverse Events of Special Interest

AESIs will be collected according to the timepoints specified in the SoA ([Section 1.3](#)).

AESIs are events of scientific and medical interest specific to the further understanding of study intervention safety profile and require close monitoring and rapid communication by the investigators to the Sponsor. AESIs for AZD1222 are based on Brighton Collaboration case definitions ([SPEAC 2020](#)), clinical experience, and scientific interest. See [Appendix F](#) for a listing and description of AZD1222 AESIs.

An AESI can be serious or non-serious. All AESIs will be recorded in the eCRF. If any AESI occurs in the course of the study, investigators or other site personnel will inform the appropriate Sponsor representatives within one day ie, immediately but **no later than**

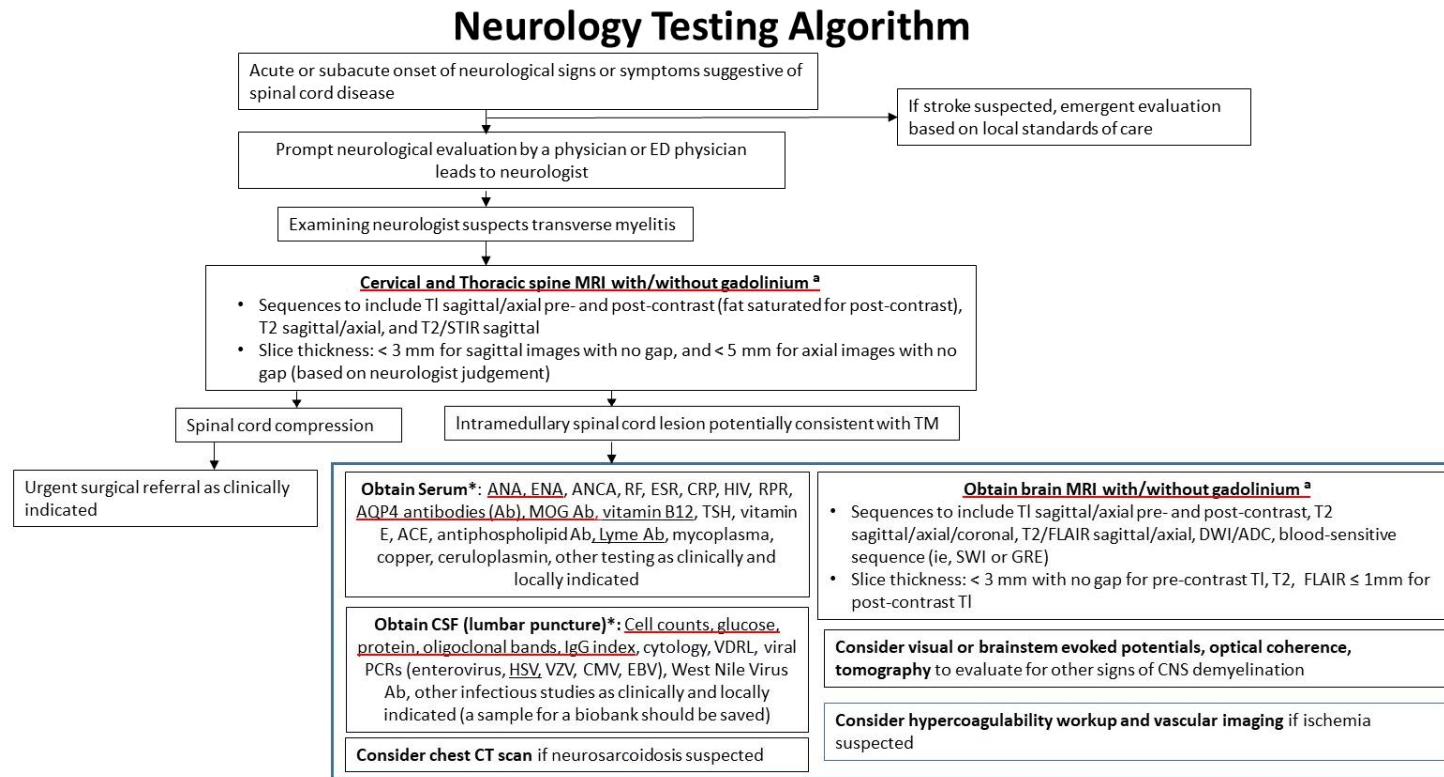
24 hours of when he or she becomes aware of it. Serious AESIs will be recorded and reported as per Section [8.3.10](#).

8.3.9.1 Potential Neurological AESIs

If a participant experiences new onset (acute or subacute) motor and sensory disturbances (eg, weakness, numbness, paresthesias, hypoesthesia, hyperesthesia, dysesthesias), bowel/bladder dysfunction, gait impairment, visual disturbance, or any event of myelitis, encephalomyelitis, transverse myelitis, or other sudden neurological deficit, there should be prompt neurological evaluation. See [Figure 2](#) for a recommended testing algorithm.

An independent Neurological AESI Expert Committee will review and provide advice on the diagnosis and causality assessment of selected neurological AESIs occurring in the AZD1222 clinical development program (see [Appendix A 5](#)).

Figure 2 Neurology Testing Algorithm



^arecommended tests based on clinical judgement. Core set underlined

^a Adapted from (Rovira et al 2015)

Ab = antibody; ACE = angiotensin converting enzyme; ADC = apparent diffusion coefficient; ANA = antinuclear antibody; ANCA = antineutrophil cytoplasmic antibodies; AQP4 = aquaporin 4; CMV = cytomegalovirus; CNS = central nervous system; CRP = c-reactive protein; CSF = cerebral spinal fluid; CT = computed tomography; DWI = diffusion-weighted image; EBV = Epstein-Barr virus; ED = emergency department; ENA = extractable nuclear antigen antibodies; ESR = erythrocyte sedimentation rate; FLAIR = fluid-attenuated inversion recovery; GRE = gradient echo; HIV = human immunodeficiency virus; HSV = herpes simplex virus; IgG = immunoglobulin G; MOG = myelin oligodendrocyte glycoprotein; MRI = magnetic resonance image; PCR = polymerase chain reaction; RF = rheumatoid factor; RPR = rapid plasma reagin; STIR = short T1 inversion recovery; SWI = susceptibility-weighted imaging; TSH = thyroid stimulating hormone; TM = transverse myelitis; VDRL = Venereal Disease Research Laboratories; VZV = varicella-zoster virus.

8.3.10 Reporting of Serious Adverse Events

All SAEs have to be reported, whether or not considered causally related to the study intervention, or to the study procedure(s). All SAEs will be recorded in the eCRF.

If any SAE occurs in the course of the study, investigators or other site personnel will inform the appropriate Sponsor representatives within one day ie, immediately but **no later than 24 hours** of when he or she becomes aware of it.

The designated Sponsor representative will work with the investigator to ensure that all the necessary information is provided to the AstraZeneca Patient Safety data entry site **within one calendar day** of initial receipt for fatal and life-threatening events **and within 5 calendar days** of initial receipt for all other SAEs.

For fatal or life-threatening AEs where important or relevant information is missing, active follow-up will be undertaken immediately. Investigators or other site personnel will inform Sponsor representatives of any follow-up information on a previously reported SAE within one calendar day, ie, immediately but no later than 24 hours of when he or she becomes aware of it.

Once the investigators or other site personnel indicate an AE is serious in the EDC system, an automated email alert is sent to the designated Sponsor representative.

If the EDC system is not available, then the investigator or other study site staff reports an SAE to the appropriate Sponsor representative by telephone or other method.

The Sponsor representative will advise the investigator/study site staff how to proceed.

For further guidance on the definition of an SAE, see [Appendix B](#).

The reference document for definition of expectedness is the AZD1222 IB, Section 5.6.

8.3.11 Pregnancy

All pregnancies and outcomes of pregnancy with conception dates following administration of study intervention should be reported to the Sponsor, except if the pregnancy is discovered before the participant has received any study intervention.

8.3.11.1 Maternal Exposure

Female participants who are pregnant or have a confirmed positive pregnancy test at screening or Day 1 will be excluded from the study (see Section 5.2). Pregnancy itself is not regarded as an AE unless there is a suspicion that the study intervention may have interfered with the effectiveness of a contraceptive medication. Congenital abnormalities/birth defects and spontaneous miscarriages should be reported and handled as SAEs. Elective abortions without

complications should not be handled as AEs. The outcome of all pregnancies (spontaneous miscarriage, elective termination, ectopic pregnancy, normal birth or congenital abnormality) should be followed up and documented even if the participant was discontinued from the study.

If any pregnancy occurs in the course of the study, then the investigator or other site personnel informs the appropriate Sponsor representatives within **1 day**, ie, immediately but **no later than 24 hours** of when he or she becomes aware of it.

The designated Sponsor representative works with the investigator to ensure that all relevant information is provided to the AstraZeneca Patient Safety data entry site **within 1 or 5 calendar days** for SAEs (see Section 8.3.10) and **within 30 days** for all other pregnancies that are not associated with an SAEs.

The same timelines apply when outcome information is available.

The PREGREP module in the eCRF is used to report the pregnancy and the paper-based PREGOUT module may be used to report the outcome of the pregnancy.

8.3.12 Medication Error

If a medication error occurs, then the investigator or other site personnel informs the appropriate Sponsor representatives within **1 day**, ie, immediately but **no later than 24 hours** of when he or she becomes aware of it.

The designated Sponsor representative works with the investigator to ensure that all relevant information is completed within **1** (Initial Fatal/Life-Threatening or follow up Fatal/Life-Threatening) **or 5** (other serious initial and follow up) **calendar days** if there is an SAE associated with the medication error (see Section 8.3.10) and **within 30 days** for all other medication errors.

The definition of a Medication Error can be found in [Appendix B 4](#).

8.3.13 Medical Device Deficiencies

Any deficiency observed with the digital health device (third-party medical device) will be collected and reported to the manufacturer by the investigators or other site personnel within one day ie, immediately but no later than 24 hours of when he or she becomes aware of it.

A medical device deficiency is an inadequacy of a medical device with respect to its identity, quality, durability, reliability, safety, or performance. Medical device deficiencies include malfunctions, use errors, and information supplied by the manufacturer.

The manufacturer's medical device complaint report will be used to collect the deficiency.

8.4 Overdose

For this study, any dose of study intervention exceeding that specified in the protocol will be considered an overdose.

There is no specific treatment for an overdose with AZD1222. If overdose occurs, the participant should be treated supportively with appropriate monitoring as necessary.

- An overdose with associated AEs is recorded as the AE diagnosis/symptoms on the relevant AE modules in the eCRF and on the Overdose eCRF module
- An overdose without associated symptoms is only reported on the Overdose eCRF module

If an overdose occurs in the course of the study, the investigator or other site personnel inform appropriate Sponsor representatives immediately, but **no later than 24 hours** after when he or she becomes aware of it.

The designated Sponsor representative works with the investigator to ensure that all relevant information is provided to the AstraZeneca Patient Safety data entry site **within one or 5 calendar days** for overdoses associated with an SAE (see Section 8.3.10) and **within 30 days** for all other overdoses.

8.5 Human Biological Samples

Instructions for the collection and handling of biological samples will be provided in the study-specific laboratory manual. Samples should be stored in a secure storage space with adequate measures to protect confidentiality. Further details on Handling of Human Biological Samples are provided in [Appendix C](#).

Samples will be stored for a maximum of 15 years from the date of the issue of the CSR in line with consent and local requirements, after which they will be destroyed/repatriated.

Remaining biological sample aliquots will be retained at the Sponsor or its designee for a maximum of 15 years following issue of the CSR. Additional use excludes genetic analysis unless participant has consented to the Optional Genomics Initiative, Section 8.7 and includes but is not limited to, analysis of COVID-19 and other coronavirus-related diseases or vaccine-related responses, eg, exploratory immunology, such as systems serology and profiling of B- and T-cell repertoire. The results from further analysis will not be reported in the CSR.

8.5.1 Pharmacokinetics

Pharmacokinetic parameters are not evaluated in this study.

8.5.2 Immunogenicity Assessments

Serum samples for immunogenicity assessments will be collected according to the SoA (Section 1.3). Samples will be collected, labelled, stored, and shipped as detailed in the Laboratory Manual. Results for exploratory immunogenicity analyses may be reported separately from the CSR.

8.5.2.1 SARS-CoV-2 Serology Assessments

Serum samples will be collected to assess SARS-CoV-2 antigen-specific antibody levels from all participants according to the SoA (Section 1.3). Authorized laboratories will assess serologic responses to AZD1222 by the rate of participants seroconverting from negative to positive as defined by a validated immunoassay directed at the SARS-CoV-2 S antigen. The rate of asymptomatic SARS-CoV-2 infection in participants receiving AZD1222 vs placebo will be determined by seroconversion in a SARS-CoV-2 Nucleocapsid assay operated by an authorized laboratory. Serologic assessment to S, RBD, and Nucleocapsid antigens will also be assessed quantitatively using a validated multiplexed MSD immunoassay.

8.5.2.2 SARS-CoV-2 Neutralizing Antibody Assessments

Serum samples to measure SARS-CoV-2 neutralizing antibody levels will be collected from participants in the substudy according to the timepoints specified in the SoA (Section 1.3). Authorized laboratories will measure neutralizing antibodies to SARS-CoV-2 using validated wild-type neutralization assay or pseudo-neutralization assays.

8.5.2.3 Assessment of Mucosal Responses

Nasal samples to evaluate SARS-CoV-2 antigen-specific antibody responses in nasal secretions will be collected from participants in the substudy and during illness visits according to the SoA (Section 1.3). Nasal adsorption specimens will be collected by synthetic absorptive matrix sampling as outlined in the laboratory manual. Antibody responses to SARS-CoV-2 S, RBD, and Nucleocapsid antigens may be assessed in a qualified multiplexed MSD immunoassay and stratified by antibody isotype (IgA, IgG, IgM).

8.5.2.4 Assessment of Cell-mediated Immune Responses

Cell-mediated immune responses (ie, B-cell and T-cell responses) will be assessed by characterizing PBMCs using methods that may include T-cell ELISpot assays to SARS-CoV-2 antigens, flow cytometry after intracellular cytokine staining, single-cell RNA sequencing, B-cell and T-cell receptor sequencing, and other methodology as determined by the Sponsor and/or authorized laboratories. Data on Th1/Th2 polarization after AZD1222 vaccination will be provided and may be reported separately from the CSR. Samples will be collected from approximately 300 participants in the substudy and from up to approximately the first 3 000 participants, where operationally feasible, during the Day 1 illness visit, as well as participants who have a positive SARS-CoV-2 RT-PCR result at timepoints specified in the SoA (Section 1.3).

Additionally, plasma will be isolated from the whole blood samples collected to isolate PBMCs, which may be utilized for exploratory immunogenicity and biomarker analyses as outlined in Section 8.6.2.

8.5.2.5 Additional Serum Immunogenicity

Additional serum samples for exploratory immunogenicity evaluation will be obtained according to the SoA (Section 1.3). Serologic assessment to seasonal coronavirus antigens will also be assessed quantitatively using a qualified multiplexed MSD immunoassay, while anti-vector immune responses (ie ChAdOx1 neutralizing antibody responses) will characterize the induction of antibodies to the ChAdOx1 vector and the persistence of these antibodies over time. Exploratory sera samples may be utilized to investigate additional humoral and cellular immune responses as well as potential correlates of protection as determined by the Sponsor and/or authorized laboratories based upon emerging safety, efficacy, and immunogenicity data.

8.5.3 Pharmacodynamics

Pharmacodynamics are not evaluated in this study.

8.6 Human Biological Sample Biomarkers

8.6.1 Collection of Mandatory Samples for Biomarker Analysis

By consenting to participate in the study, the participant consents to participate in the mandatory research components of the study.

Samples for biomarker research are required and will be collected from participants during illness visits as specified in the SoA (Section 1.3). Mid-turbinate nasal and nasopharyngeal swabs will be collected at site illness visits for virologic assessments. Saliva samples will be collected at site illness visits and by the participants during the home-collection period. These biomarker measurements will support our understanding of potential correlates of protection, duration of immune responses, and correlations between immunogenicity and reactogenicity. Details for sample collection, processing, and testing will be provided in the Laboratory Manual.

Any results from such analyses may be reported separately from the CSR.

8.6.1.1 Virologic Assessments

Instructions for obtaining and processing mid-turbinate nasal swabs and nasopharyngeal swab samples are provided in the Laboratory Manual. Mid-turbinate nasal and nasopharyngeal swabs will be assessed by authorized RT-PCR assays for the detection of SARS-CoV-2 by local and central laboratories, respectively. Genotypic analysis of the viral S protein will be performed by next generation sequencing modalities. Additionally, a validated multiplexed

respiratory panel may be utilized to assess for the presence of other respiratory pathogens in nasopharyngeal swabs in a central laboratory operated on behalf of the Sponsor.

8.6.1.2 Assessment of Viral Shedding

Viral shedding will be assessed in saliva samples collected using a Spectrum DNA (SDNA-1000) collection kit or other saliva collection devices at site illness visits or self-collected at home, by an authorized RT-PCR assay for the measurement of SARS-CoV-2. Collection of saliva sample for viral shedding is optional in non-USA sites and may occur after a feasibility assessment has been completed.

8.6.2 Other Study-related Biomarker Research

Already collected samples may be analyzed for different biomarkers thought to play a role in COVID-19 severity or outcomes including, but not limited to serum, plasma or mucosal cytokines, quantification of RNA, micro-RNA, and/or non-coding RNA using quantitative RT-PCR, microarray, sequencing, or other technology in blood, PBMCs, or mucosal specimens to evaluate their association with observed clinical responses to AZD1222. Other study-related biomarker research excludes genetic analysis unless participant has consented to the Optional Genomics Initiative, Section 8.7.

For storage, re-use, and destruction of biomarker samples see Section 8.5.

8.7 Optional Genomics Initiative Sample

Collection of optional samples for Genomics Initiative research is also part of this study as specified in the SoA (Section 1.3) and is subject to agreement in the Optional Genetic Research Information ICF.

Blood sample for DNA isolation will be collected from participants who have consented to participate in the genetic analysis component of the study. Participation is optional. Participants who do not wish to participate in the genetic research may still participate in the study.

See [Appendix D](#) for information regarding the Genomics Initiative genetic sample. Details on processes for collection and shipment and destruction of these samples can be found either in the appendices or in the Laboratory Manual.

For storage and destruction of genetic samples see [Appendix D](#).

8.8 Medical Resource Utilization and Health Economics

Medical resource utilization and health economics are not applicable in this study.

9 STATISTICAL CONSIDERATIONS

9.1 Statistical Hypotheses

The primary efficacy endpoint is a binary response, whereby a participant is defined as a COVID-19 case if their first case of SARS-CoV-2 RT-PCR-positive symptomatic illness occurs ≥ 15 days post second dose of study intervention. Otherwise, a participant is not defined as a COVID-19 case. VE will be calculated as 1-relative risk, which is the incidence of infection in the vaccine group relative to the incidence of infection in the control group. The null hypothesis is: VE is equal to 30%. Whereas, the alternative hypothesis is: VE is not equal to 30%. That is:

- Null hypothesis: $VE = 30\%$
- Alternative hypothesis: $VE \neq 30\%$

The primary efficacy endpoint will be formally assessed at 2 time points during the study, giving an interim analysis and a primary analysis. A Lan-DeMets alpha-spending function has been used to control the overall type I error at 5% with 0.31% alpha at the interim and 4.9% at the primary analysis. At the interim analysis, the VE will be presented with a 2-sided 99.69% CI, and statistical significance will be achieved if the 2-sided 99.69% CI is $> 30\%$. The success criterion for the interim analysis will be statistical significance with an observed VE point estimate of at least 50%. At the primary analysis VE will be presented with a 2-sided 95.10% CI, and statistical significance will be achieved if the 2-sided 95.10% CI is $> 30\%$. The success criterion for the primary analysis of the study will be statistical significance with an observed VE point estimate of at least 50%.

9.2 Sample Size Determination

Approximately 44 000 participants will be screened such that approximately 40 000 participants will be randomized in a 2:1 ratio to receive 2 IM doses of either 5×10^{10} vp (nominal, $\pm 1.5 \times 10^{10}$ vp) AZD1222 (the active group, n = approximately 27 000) or saline placebo (the control group, n = approximately 13 000) 4 weeks apart.

Note: 'Enrolled' means a participant's, or their legally acceptable representative's, agreement to participate in a clinical study following completion of the informed consent process. Potential participants who are screened for the purpose of determining eligibility for the study, but are not randomly assigned/assigned in the study, are considered 'screen failures,' unless otherwise specified by the protocol.

The sample size calculations are based on the primary efficacy endpoint and were derived following a modified Poisson regression approach (Zou 2004). The calculations account for an interim and primary analysis, and the timing of these analyses will be driven by the number of events observed in the study. The interim analysis will be carried out when approximately

50% of the total amount of statistical information is available. A Lan-DeMets alpha-spending function has been used to account for multiplicity, where the Type I error at the interim and primary analyses is with 0.31% alpha at the interim analysis and 4.9% at the primary analysis such that the overall Type I error is controlled at 5%. The calculations assume minimal loss to follow-up as it is anticipated that participants will remain engaged in the study. All participants will be followed for the entire duration of the study.

For the primary efficacy analysis, approximately 150 events meeting the primary efficacy endpoint definition are required across the active and control groups within the population of participants who are not seropositive at baseline to detect a VE of 60% with > 90% power. These calculations assume an observed attack rate of approximately 0.6% and are based on a 2-sided test, where the lower bound of the 2-sided 95.10% CI for VE is required to be greater than 30% with an observed point estimate of at least 50%.

An interim efficacy analysis will be conducted when approximately 75 events meeting the primary efficacy endpoint definition have been reported across the active and control groups within the population of participants who are not seropositive at baseline, which will give > 70% power to detect a VE of 70% and > 90% power to detect a VE of 75%. These calculations assume an observed attack rate of approximately 0.4% and are based on a 2-sided test, where the lower bound of the 2-sided 99.69% CI for VE is required to be greater than 30% with an observed point estimate of at least 50%. A statistically significant finding at the interim analysis will not be considered a reason to stop the study, but instead will be interpreted as early assessment of efficacy.

9.3 POPULATIONS FOR ANALYSES

The following populations are defined:

Table 9 Populations for Analysis

Population	Description
All participants analysis set	All participants screened for the study, to be used for reporting disposition and screening failures.
Full analysis set	All randomized participants who received at least one dose of study intervention, irrespective of their protocol adherence and continued participation in the study. Participants will be analyzed according to their randomized treatment irrespective of whether or not they have prematurely discontinued, according to the intent-to-treat principle. Participants who withdraw consent or assent to participate in the study will be included up to the date of their study withdrawal.
Fully vaccinated analysis set	The fully vaccinated analysis set will include all participants in the full analysis set who are seronegative at baseline, receive 2 doses of study intervention, and who remain on-study 15 days after their second dose without having had a prior SARS-CoV-2 RT-PCR-positive confirmed COVID-19 infection.
Per-protocol analysis set	The per-protocol analysis set will include participants in the fully vaccinated analysis set who receive the correct dose of randomized treatment and who do not have a serious protocol deviation. Detailed criteria defining this analysis set will be documented in the Statistical Analysis Plan.
Safety analysis set	The safety analysis set consists of all participants who have received at least one dose of study intervention. Erroneously-treated participants (eg, those randomized to treatment A but were actually given treatment B) are accounted for in this analysis set by assigning them to the treatment they actually received. A participant who has on one or several occasions received active study intervention is classified as active.
Immunogenicity analysis set	The immunogenicity analysis population will include all participants in the safety analysis set who have no protocol deviations judged to have the potential to interfere with the generation or interpretation of an immune response. Examples of protocol violations will be documented in the Statistical Analysis Plan.

COVID-19 = coronavirus disease 2019; RT-PCR = reverse transcriptase polymerase chain reaction; SARS-CoV-2 = severe acute respiratory syndrome-coronavirus 2.

9.4 Statistical Analyses

The primary DBL will occur after approximately 150 events have been observed for the primary endpoint (see Section 9.2) within the population of participants who are not seropositive at baseline. All participants in the study will be assessed for efficacy and safety

for 2 years following the first dose of study intervention (Day 730). The final DBL will occur when all participants have completed the study.

This section is a summary of the planned statistical analyses of the most important endpoints, including primary and key secondary endpoints. A more technical and detailed description of the statistical analyses will be described in the SAP, and an approved version will be finalized prior to the interim analyses (see Section 9.5).

All personnel involved in the analyses of the study will remain blinded until the primary DBL and protocol deviations are identified.

Analyses will be performed by the Sponsor or its representatives.

Categorical variables will be summarized using frequency and percentages, where the denominator for calculation is the underlying analysis set population unless otherwise stated.

Continuous variables will be summarized with descriptive statistics of number of available observations, mean, standard deviation, median, minimum and maximum, and quartiles where more appropriate.

All point estimates will be presented together with a 95% CI, unless otherwise stated. P-values, corresponding to a 2-sided test, will be presented for comparisons between treatments. Methods for controlling multiplicity across endpoints are discussed in Section 9.4.4.

9.4.1 General Considerations

The primary efficacy analysis will be based on the double-blind, placebo-controlled phase of the study, and will compare participants randomized to receive 2 nominal doses of 5×10^{10} vp ($\pm 1.5 \times 10^{10}$ vp) AZD1222 against participants randomized to saline placebo.

The primary estimand will be used for the analysis of the primary efficacy endpoint. It will be based on participants in the fully vaccinated analysis set, defined as all randomized participants who are seronegative at baseline, receive 2 doses of study intervention, and who remain on-study 15 days after their second dose without having had a prior SARS-CoV-2 RT-PCR-positive confirmed COVID-19 infection, analyzed according to their randomized treatment. For participants with multiple events, only the first occurrence will be used for the primary efficacy endpoint analysis. The set of intercurrent events for this estimand consists of participants who withdraw from the study prior to having met the primary efficacy endpoint. The intercurrent events will be handled using the treatment policy strategy and the absence of data following these participants' withdrawal will be treated as missing (ie, counted as not having met the criteria). Participants who withdraw before 15 days post second dose or who

have a case prior to 15 days post second dose will be excluded from primary endpoint analysis.

Additional estimands will be specified for the primary efficacy endpoint to carry out sensitivity analyses for assessing the robustness of results. These sensitivity analyses will explore different methods for handling intercurrent events and different assumptions for missing data. Estimands will also be specified for the analysis of secondary endpoints. Full details will be provided in the SAP.

Demography and baseline characteristics will be summarized by treatment for the fully vaccinated analysis set, safety analysis set, and immunogenicity analysis set.

9.4.2 Efficacy

An overview of the primary and secondary efficacy objectives, endpoints, and the associated case definitions is presented in [Appendix G](#).

A blinded independent efficacy adjudication committee will review relevant data of potential cases for the COVID-19-related efficacy endpoint evaluations. More detail on this process will be provided in the SAP and the Efficacy Adjudication Committee Charter (see also [Appendix A 5](#)).

9.4.2.1 Primary Endpoint

The primary endpoint is the first case of SARS-CoV-2 RT-PCR-positive symptomatic illness occurring ≥ 15 days post second dose of study intervention, in a participant with negative serostatus at baseline. Participants will be included in the primary endpoint if they have RT-PCR-confirmed SARS-CoV-2 and meet the following criteria at any point from their initial illness visit at the site (Day 1) through their second illness visit (Day 14):

1 One or more Category A findings

OR

2 Two or more Category B findings

Category A:

- Pneumonia diagnosed by chest x-ray, or computed tomography scan
- Oxygen saturation of $\leq 94\%$ on room air or requiring either new initiation or escalation in supplemental O₂
- New or worsening dyspnea/shortness of breath

Category B:

- Fever > 100 °F (> 37.8 °C) or feverishness
- New or worsening cough
- Myalgia/muscle pain
- Fatigue that interferes with activities of daily living
- Vomiting and/or diarrhea (only one finding to be counted toward endpoint definition)
- Anosmia and/or ageusia (only one finding to be counted toward endpoint definition)

The primary efficacy endpoint will be assessed at 2 milestones during the study, giving an interim analysis (see Section 9.5) and a primary analysis. The timing of these analyses will be driven by the number of events observed in the study within the subset of participants who are not seropositive at baseline. The interim analysis will be carried out when approximately 75 events meeting the primary efficacy endpoint definition have been observed, and the primary analysis will be carried out when approximately 150 events meeting the primary efficacy endpoint definition have been observed (see Section 9.2). A final analysis will also be carried out when all participants have completed the 2-year study. However, the final analysis will not be controlled for multiplicity and statistical hypotheses will be tested at a nominal 5% significance level (based on a 2-sided test).

As the primary efficacy analysis, the plan is to use the primary estimand and a Poisson regression model with robust variance (Zou 2004) to analyze the primary efficacy endpoint, including study arm and age as covariates as well as the log of the follow-up time as an offset. The VE will be estimated from the model, which will give the RRR in the incidence of SARS-CoV-2 RT-PCR-positive symptomatic illness. VE is calculated as $RRR = 100 * (1 - \text{relative risk})$, which is the incidence of infection in the vaccine group relative to the incidence of infection in the control group expressed as a percentage. For the interim analysis the VE will be presented with a 2-sided 99.69% CI, and statistical significance will be achieved if the 2-sided 99.69% CI is > 30%. The success criterion for the interim analysis will be statistical significance with an observed VE point estimate of at least 50%. At the primary analysis VE will be presented with a 2-sided 95.10% CI, and statistical significance will be achieved if the 2-sided 95.10% CI is > 30%. The success criterion for the primary analysis of the study will be statistical significance with an observed VE point estimate of at least 50%. The CIs are based on a Lan-DeMets alpha-spending function for 2-group sequential tests.

Model assumptions will be checked and the robustness of the primary analysis will be assessed. The Poisson regression model with robust variance has the flexibility for exploring multiple imputation approaches using, eg, the observed placebo attack rate to impute missing data. If the Poisson regression model with robust variance fails to converge, an alternative approach will be implemented. Full details will be documented in the SAP.

To support the primary analysis, a Cox proportional hazard model will be fitted to the data as well as Kaplan-Meier curves presented for the active and control groups, showing the cumulative incidence of the first case of SARS-CoV-2 RT-PCR-positive symptomatic illness occurring ≥ 15 days post second dose of study intervention. In addition, descriptive statistics for the vaccine and control groups will also be produced. Full details will be documented in the SAP.

9.4.2.2 Secondary Endpoints

The set of secondary endpoints include the following summary measures, derived from binary outcomes:

- Proportion of participants who have a post-treatment response (negative at baseline to positive post treatment with study intervention) for SARS-CoV-2 Nucleocapsid antibodies over time
- Incidence of the first case of SARS-CoV-2 RT-PCR-positive symptomatic illness occurring ≥ 15 days post second dose of study intervention using CDC criteria (see Section 8.1.1 for definition)
- Incidence of the first case of SARS-CoV-2 RT-PCR-positive symptomatic illness occurring ≥ 15 days post second dose of study intervention using University of Oxford-defined symptom criteria. Cases are defined as RT-PCR-confirmed SARS-CoV-2 and having at least one of the following symptoms
 - 1 New onset of fever (> 100 °F [> 37.8 °C]), OR
 - 2 Cough, OR
 - 3 Shortness of breath, OR
 - 4 Anosmia/ageusia
- Incidence of the first case of SARS-CoV-2 RT-PCR-positive symptomatic illness occurring ≥ 15 days post second dose of study intervention regardless of evidence of prior SARS-CoV-2 infection
- Incidence of SARS-CoV-2 RT-PCR-positive severe or critical symptomatic COVID-19 (see Section 8.1.3 for definition)
- Incidence of COVID-19-related Emergency Department visits occurring ≥ 15 days post second dose of study intervention

The proportion of participants who have a post-treatment response (negative at baseline to positive post treatment with study intervention) to SARS-CoV-2 Nucleocapsid antibodies will be derived for the vaccine and control groups by visit, with corresponding 95% Clopper-Pearson exact CIs.

Following the same methodology outlined for the primary endpoint, each of these secondary incidence endpoints will be analysed by a separate Poisson regression model with robust variance (Zou 2004), including study arm and age as covariates. RRR will be estimated from

each model, with a corresponding 95% CI. A p-value, corresponding to a 2-sided test, will be presented to compare the vaccine against the control. The p-value will be nominal as secondary endpoints are not controlled for multiplicity. To support these analyses, descriptive statistics will be produced for the vaccine and control groups. Full details will be documented in the SAP.

To assess immune response, the set of secondary endpoints also includes:

- Post-treatment GMTs and GMFRs from day of dosing baseline values to 28 days post each dose in SARS-CoV-2 S, RBD antibodies (MSD serology assay)
- Proportion of participants who have a post-treatment seroresponse (≥ 4 -fold rise in titers from day of dosing baseline values to 28 days post each dose) to the S, RBD antigens of AZD1222 (MSD serology assay)
- Post-treatment GMTs and GMFRs from day of dosing baseline values to 28 days post each dose in SARS-CoV-2 neutralizing antibodies (wild-type assay or pseudo-neutralization assay)
- Proportion of participants who have a post-treatment seroresponse (≥ 4 -fold rise in titers from day of dosing baseline value to 28 days post each dose) to AZD1222 as measured by SARS-CoV-2 neutralizing antibodies (wild-type assay or pseudo-neutralization assay)

The proportion of participants who have a post-treatment seroresponse to the S and RBD antigens of AZD1222 will be derived for the vaccine and control groups, with corresponding 95% Clopper-Pearson exact CIs. Similarly, the proportion of participants who have a post-treatment seroresponse to AZD1222 as measured by SARS-CoV-2 neutralizing antibodies will be derived for the vaccine and control groups, with corresponding 95% Clopper-Pearson exact CIs.

The GMT and GMFR endpoints will be analysed on the log (base 2) scale by separate analysis of variance (ANOVA) models, and will include study arm and age as categorical covariates. On the log scale, the models will be used to estimate a mean response for the vaccine and control groups and the difference (vaccine - control), with corresponding 95% confidence limits. These values will then be back-transformed to give geometric means for the vaccine and control groups and a ratio of geometric means (vaccine/control), with corresponding 95% confidence limits. A p-value, corresponding to a 2-sided test, will be presented to compare the vaccine against the control. The p-value will be nominal as secondary endpoints are not controlled for multiplicity.

To support these analyses, descriptive statistics will be produced for the vaccine and control groups. Full details will be documented in the SAP.

9.4.2.3 Exploratory Endpoints

Full details of the analyses for the exploratory endpoints will be specified in the SAP.

9.4.3 Safety

9.4.3.1 Primary Endpoints

Overview

The safety of AZD1222 will primarily be assessed by:

- Incidence of AEs for 28 days post each dose of study intervention
- Incidence of SAEs from Day 1 post treatment through Day 730
- Incidence of MAAE (defined in Section 8.3.8) and AESIs (defined in Section 8.3.9) from Day 1 post treatment through Day 730
- Incidence of local and systemic solicited AEs for 7 days post each dose of study intervention

AE severity will be graded according to the US FDA guidance (FDA 2007) and coded using the most recent version of the Medical Dictionary for Regulatory Activities. AEs will be presented for each treatment group by system organ class and preferred term. Summaries will include the number and percentage of participants reporting at least one event, number of events and exposure adjusted rates, where appropriate.

An overview of AEs will be presented for each treatment group, including the number and percentage of participants with any AE and SAEs. Summaries will present the relationship to study intervention as assessed by the investigator, maximum intensity, seriousness, and death.

A listing will cover details for each individual AE. Full details of all AE analyses will be provided in the SAP.

9.4.3.2 Other Safety Endpoints

Vital Signs

For SARS-CoV-2-positive participants, vital sign measurements will be performed as specified in the SoA (Section 1.3). The set of assessments will include pulse oximetry, blood pressure, and body temperature.

Details of all vital sign analyses will be provided in the SAP, which will include descriptive statistics presented for observed and change from baseline values for all vital sign parameters.

9.4.4 Methods for Multiplicity Control

The primary efficacy endpoint will be assessed at 2 time points during the study, giving an interim analysis and a primary analysis.

A Lan-DeMets alpha-spending function has been used to account for multiplicity, with 0.31% alpha at the interim analysis and 4.9% at the primary analysis such that the overall Type I error is controlled at 5%. Thus, the interim and primary analyses will present estimates

with 2-sided 99.69 and 95.10% CIs, respectively, and statistical significance will be achieved if the CIs are $> 30\%$. At the interim or primary analysis the success criterion for the study will be statistical significance with an observed VE point estimate of at least 50%.

Note that secondary and exploratory endpoints will not be controlled for multiplicity. Thus, nominal 2-sided p-values will be presented to compare the vaccine against the control, alongside 2-sided 95% CIs.

9.4.5 Sensitivity Analyses

Sensitivity analyses will be explored to assess the robustness of treatment effects for the primary efficacy endpoint, where different missing data mechanisms will be explored using multiple imputation approaches. Full details of the sensitivity analyses will be specified in the SAP, and documented prior to the primary DBL.

9.4.6 Subgroup Analyses

Subgroup analyses will be carried out to assess the consistency of the treatment effect across key, pre-defined, subgroups. These analyses will focus on the primary efficacy endpoint, and they may be performed on secondary and exploratory endpoints if deemed appropriate. The list of subgroups includes, but may not be limited to: gender, age, and serostatus at baseline. Full details of all subgroup analyses will be described in the SAP, including hypotheses that will be tested and the covariates and interaction terms to be included in the statistical models.

9.5 Interim Analyses

The study has been powered to include an interim efficacy analysis, based on the primary efficacy endpoint. The statistical analysis described in Section 9.4.2.1 will be carried out by the COVID-19 Vaccine DSMB when approximately 75 events have been reported across the active and control groups (ie, when approximately 50% of the total amount of statistical information is available) within the population of participants who are not seropositive at baseline. A statistically significant finding at the interim analysis (ie, 2-sided 99.69% CI is $> 30\%$) will not be considered a reason to stop the study, but instead will be interpreted as early assessment of efficacy. The SAP will describe the planned interim analyses in greater detail.

9.6 Data Safety Monitoring Committee

An independent COVID-19 Vaccine DSMB will provide oversight, to ensure safe and ethical conduct of the study. During the study, the benefit/risk assessment will be continuously monitored by the COVID-19 Vaccine DSMB to ensure that the balance remains favorable. Further details, composition, and operation of the COVID-19 Vaccine DSMB will be described in a separate COVID-19 Vaccine DSMB charter.

For details on the COVID-19 Vaccine DSMB, refer to [Appendix A 5](#).

10 SUPPORTING DOCUMENTATION AND OPERATIONAL CONSIDERATIONS

Appendix A Regulatory, Ethical, and Study Oversight Considerations

A 1 Regulatory and Ethical Considerations

- This study will be conducted in accordance with the protocol and with the following:
 - Consensus ethical principles derived from international guidelines including the Declaration of Helsinki and Council for International Organizations of Medical Sciences International Ethical Guidelines
 - Applicable ICH GCP Guidelines
 - Applicable laws and regulations
- The protocol, protocol amendments, ICF, IB, and other relevant documents (eg, advertisements) must be submitted to an IRB/IEC by the investigator and reviewed and approved by the IRB/IEC before the study is initiated.
- Any amendments to the protocol will require IRB/IEC and applicable Regulatory Authority approval before implementation of changes made to the study design, except for changes necessary to eliminate an immediate hazard to study participants.
- The Sponsor will be responsible for obtaining the required authorizations to conduct the study from the concerned Regulatory Authority. This responsibility may be delegated to a CRO but the accountability remains with the Sponsor.
- The investigator will be responsible for providing oversight of the conduct of the study at the site and adherence to requirements of 21 CFR, ICH guidelines, the IRB/IEC, European Regulation 536/2014 for clinical studies (if applicable), European Medical Device Regulation 2017/745 for clinical device research (if applicable), and all Food and Drug Administration (FDA) Regulations, as applicable and all other applicable local regulations

Regulatory Reporting Requirements for SAEs

- Prompt notification by the investigator to the Sponsor of an SAE is essential so that legal obligations and ethical responsibilities towards the safety of participants and the safety of a study intervention under clinical investigation are met.
- The Sponsor has a legal responsibility to notify both the local regulatory authority and other regulatory agencies about the safety of a study intervention under clinical investigation. The Sponsor will comply with country-specific regulatory requirements relating to safety reporting to the regulatory authority, IRBs/IECs, and investigators.
- For all studies except those utilizing medical devices, investigator safety reports must be prepared for suspected unexpected serious adverse reactions (SUSAR) according to local regulatory requirements and Sponsor policy and forwarded to investigators as necessary.
 - European Medical Device Regulation 2017/745 for clinical device research (if applicable), and all other applicable local regulations
- An investigator who receives an investigator safety report describing an SAE or other specific safety information (eg, summary or listing of SAEs) from the Sponsor will

review and then file it along with the Investigator's Brochure and will notify the IRB/IEC, if appropriate according to local requirements.

A 2 Financial Disclosure

Investigators and sub-investigators will provide the Sponsor with sufficient, accurate financial information as requested to allow the Sponsor to submit complete and accurate financial certification or disclosure statements to the appropriate regulatory authorities. Investigators are responsible for providing information on financial interests during the course of the study and for 1 year after completion of the study.

A 3 Informed Consent Process

The investigator or his/her representative will explain the nature of the study to the participant or his/her legally authorized representative and answer all questions regarding the study.

- Participants must be informed that their participation is voluntary and they are free to refuse to participate and may withdraw their consent at any time and for any reason during the study. Participants or their legally authorized representative will be required to sign a statement of informed consent that meets the requirements of 21 CFR 50, local regulations, ICH guidelines, Health Insurance Portability and Accountability Act requirements, where applicable, and the IRB/IEC or study center.
- The study medical record must include a statement that written informed consent was obtained before the participant was enrolled in the study and the date the written consent was obtained. The authorized person obtaining the informed consent must also sign the ICF.
- Participants must be re-consented to the most current version of the ICF(s) during their participation in the study if required by the IRB.
- A copy of the ICF(s) must be provided to the participant or the participant's legally authorized representative.

Participants who are rescreened are required to sign a new ICF.

The ICF will contain a separate section that addresses and documents the collection and use of any mandatory and/or optional human biological samples. The investigator or authorized designee will explain to each participant the objectives of the analysis to be done on the samples and any potential future use. Participants will be told that they are free to refuse to participate in any optional samples or the future use and may withdraw their consent at any time and for any reason during the retention period.

A 4 Data Protection

- Participants will be assigned a unique identifier by the Sponsor. Any participant records or datasets that are transferred to the Sponsor will contain the identifier only; participant

names or any information which would make the participant identifiable will not be transferred.

- The participant must be informed that his/her personal study-related data will be used by the Sponsor in accordance with local data protection law. The level of disclosure and use of their data must also be explained to the participant in the informed consent.
- The participant must be informed that his/her medical records may be examined by Clinical Quality Assurance auditors or other authorized personnel appointed by the Sponsor, by appropriate IRB/IEC members, and by inspectors from regulatory authorities.

A 5 Committee Structure

The safety of all Sponsor clinical studies is closely monitored on an ongoing basis by Sponsor representatives in consultation with Patient Safety. Issues identified will be addressed; for instance, this could involve amendments to the Clinical Study Protocol and letters to investigators.

A PSRT comprised of Sponsor, COVID-19 Prevention Network, Biomedical Advanced Research and Development Authority, and NIAID medical officers will be convened to oversee blinded safety surveillance of participants during the study. Further details, composition, and operation of the PSRT will be described in a separate COVID-19 Prevention Network PSRT Charter.

A COVID-19 Vaccine DSMB organized by the National Institutes of Health, National Institute for Allergy and Infectious Diseases, comprised of independent experts will be convened to provide oversight, to ensure safe and ethical conduct of the study. The COVID-19 Vaccine DSMB will facilitate the interim analysis for safety and efficacy and have the responsibility of evaluating cumulative safety and other clinical study data at regular intervals and making appropriate recommendations based on the available data. During the study, the benefit/risk assessment will be continuously monitored by the COVID-19 Vaccine DSMB to ensure that the balance remains favorable. For example, events of potential vaccine-associated enhanced respiratory disease will be evaluated by periodic reviews of COVID-19 cases by the DSMB. Specifically, the study will be paused for DSMB review if a statistically significantly higher risk ratio (> 1), at the 1-sided 5% significance level, is seen for cases of severe COVID-19 in the vaccine arm compared to the placebo arm. This assessment for a potentially increased risk ratio will begin after 8 cases of severe COVID-19 have accrued in the study. Based on the output of the review, the study could be paused for further evaluation of the potential signal. Full details of the COVID-19 Vaccine DSMB composition and operations can be found in the COVID-19 Vaccine DSMB Charter.

An independent Neurological AESI Expert Committee will be available to review and provide advice to the PSRT and the COVID-19 Vaccine DSMB on request about the diagnosis and causality assessment of selected neurological AESIs occurring in the AZD1222 clinical

development program. Details on the composition and operation of this committee are described in the Neurological AESI Expert Committee Charter.

A blinded independent efficacy adjudication committee will review relevant data of potential cases for the COVID-19-related efficacy endpoint evaluations. More detail on this process will be provided in the SAP and the Efficacy Adjudication Committee Charter.

A 6 Dissemination of Clinical Study Data

A description of this clinical study will be available on <http://astrazenecagrouptrials.pharmacm.com> and <http://www.clinicaltrials.gov> as will the summary of the study results when they are available. The clinical study and/or summary of study results may also be available on other websites according to the regulations of the countries in which the study is conducted.

A 7 Data Quality Assurance

- All participant data relating to the study will be recorded on eCRF unless transmitted to the Sponsor or designee electronically (eg, laboratory data). The investigator is responsible for verifying that data entries are accurate and correct by electronically signing the eCRF.
- The investigator must maintain accurate documentation (source data) that supports the information entered in the eCRF.
- The investigator must permit study-related monitoring, audits, IRB/IEC review, and regulatory agency inspections and provide direct access to source data documents.
- Monitoring details describing strategy (eg, risk-based initiatives in operations and quality such as Risk Management and Mitigation Strategies and Analytical Risk-Based Monitoring), methods, responsibilities and requirements, including handling of noncompliance issues and monitoring techniques (central, remote, or on-site monitoring) are provided in the relevant study plans.
- The Sponsor or designee is responsible for the data management of this study including quality checking of the data.
- The Sponsor assumes accountability for actions delegated to other individuals (eg, Contract Research Organizations).
- Study monitors will perform ongoing source data verification to confirm that data entered into the eCRF by authorized site personnel are accurate, complete, and verifiable from source documents; that the safety and rights of participants are being protected; and that the study is being conducted in accordance with the currently approved protocol and any other study agreements, ICH GCP, and all applicable regulatory requirements.
- Records and documents, including signed ICFs, pertaining to the conduct of this study must be retained by the investigator for 15 years after study completion unless local regulations or institutional policies require a longer retention period. No records may be destroyed during the retention period without the written approval of the Sponsor. No

records may be transferred to another location or party without written notification to the sponsor.

A 8 Source Documents

- Source documents provide evidence for the existence of the participant and substantiate the integrity of the data collected. Source documents are filed at the investigator's site.
- Data entered in the eCRF that are transcribed from source documents must be consistent with the source documents or the discrepancies must be explained. The investigator may need to request previous medical records or transfer records, depending on the study. Also, current medical records must be available.

A 9 Study and Site Start and Closure

The first act of recruitment is the first participant screened and will be the study start date.

The Sponsor designee reserves the right to close the study site or terminate the study at any time for any reason at the sole discretion of the Sponsor. Study sites will be closed upon study completion. A study site is considered closed when all required documents and study supplies have been collected and a study-site closure visit has been performed.

The investigator may initiate study-site closure at any time, provided there is reasonable cause and sufficient notice is given in advance of the intended termination.

Reasons for the early closure of a study site by the Sponsor or investigator may include but are not limited to:

- Failure of the investigator to comply with the protocol, the requirements of the IRB/IEC or local health authorities, the Sponsor's procedures, or GCP guidelines
- Inadequate recruitment of participants by the investigator
- Discontinuation of further study intervention development

If the study is prematurely terminated or suspended, the Sponsor shall promptly inform the investigators, the IECs/IRBs, the regulatory authorities, and any contract research organization(s) used in the study of the reason for termination or suspension, as specified by the applicable regulatory requirements. The investigator shall promptly inform the participant and should assure appropriate participant therapy and/or follow-up.

Participants from terminated sites may have the opportunity to be transferred to another site to continue the study.

A 10 Publication Policy

- The results of this study may be published or presented at scientific meetings. If this is foreseen, the investigator agrees to submit all manuscripts or abstracts to the Sponsor before submission. This allows the Sponsor to protect proprietary information and to provide comments.
- The Sponsor will comply with the requirements for publication of study results. In accordance with standard editorial and ethical practice, the Sponsor will generally support publication of multicenter studies only in their entirety and not as individual site data. In this case, a coordinating investigator will be designated by mutual agreement.
- Authorship will be determined by mutual agreement and in line with International Committee of Medical Journal Editors authorship requirements.

Appendix B Adverse Events: Definitions and Procedures for Recording, Evaluating, Follow-up, and Reporting

B 1 Definition of Adverse Events

An AE is the development of any untoward medical occurrence in a patient or clinical study participant administered a medicinal product and which does not necessarily have a causal relationship with this treatment. An AE can therefore be any unfavorable and unintended sign (eg, an abnormal laboratory finding), symptom (for example nausea, chest pain), or disease temporally associated with the use of a medicinal product, whether or not considered related to the medicinal product.

The term AE is used to include both SAEs and non-SAEs and can include a deterioration of a pre-existing medical occurrence. An AE may occur at any time, including run-in or washout periods, even if no study intervention has been administered.

B 2 Definition of Serious Adverse Events

An SAE is an AE occurring during any study phase (ie, run-in, treatment, washout, follow-up), that fulfils one or more of the following criteria:

- Results in death
- Is immediately life-threatening
- Requires in-participant hospitalization or prolongation of existing hospitalization
- Results in persistent or significant disability or incapacity
- Is a congenital abnormality or birth defect
- Is an important medical event that may jeopardize the participant or may require medical treatment to prevent one of the outcomes listed above.

AEs for **malignant tumors** reported during a study should generally be assessed as **SAEs**. If no other seriousness criteria apply, the 'Important Medical Event' criterion should be used. In certain situations, however, medical judgement on an individual event basis should be applied to clarify that the malignant tumor event should be assessed and reported as a **non-SAE**. For example, if the tumor is included as medical history and progression occurs during the study, but the progression does not change treatment and/or prognosis of the malignant tumor, the AE may not fulfil the attributes for being assessed as serious, although reporting of the progression of the malignant tumor as an AE is valid and should occur. Also, some types of malignant tumors, which do not spread remotely after a routine treatment that does not require hospitalization, may be assessed as non-serious; examples in adults include Stage 1 basal cell carcinoma and Stage 1A1 cervical cancer removed via cone biopsy.

Life Threatening

‘Life-threatening’ means that the participant was at immediate risk of death from the AE as it occurred or it is suspected that use or continued use of the study intervention would result in the participant’s death. ‘Life-threatening’ does not mean that had an AE occurred in a more severe form it might have caused death (eg, hepatitis that resolved without hepatic failure).

Hospitalization

Outpatient treatment in an emergency room is not in itself an SAE, although the reasons for it may be (eg, bronchospasm, laryngeal oedema). Hospital admissions and/or surgical operations planned before or during a study are not considered AEs if the illness or disease existed before the participant was enrolled in the study, provided that it did not deteriorate in an unexpected way during the study.

Important Medical Event or Medical Treatment

Medical and scientific judgement should be exercised in deciding whether a case is serious in situations where important medical events may not be immediately life threatening or result in death, hospitalization, disability, or incapacity but may jeopardize the participant or may require medical treatment to prevent one or more outcomes listed in the definition of serious. These should usually be considered as serious.

Simply stopping the suspect drug does not mean that it is an important medical event; medical judgement must be used.

Examples of important medical events include such events as listed below:

- Angioedema not severe enough to require intubation but requiring iv hydrocortisone treatment
- Hepatotoxicity caused by acetaminophen overdose requiring treatment with N-acetylcysteine
- Intensive treatment in an emergency room or at home for allergic bronchospasm
- Blood dyscrasias (eg, neutropenia or anaemia requiring blood transfusion, etc.) or convulsions that do not result in hospitalisation
- Development of drug dependency or drug abuse

Intensity Rating Scale

The grading scales found in the US FDA guidance for healthy volunteers enrolled in a preventive vaccine clinical study ([FDA 2007](#)) will be utilized for all events with an assigned severity grading.

It is important to distinguish between serious and severe AEs. Severity is a measure of intensity whereas seriousness is defined by the criteria in [Appendix B 2](#). An AE of severe

intensity need not necessarily be considered serious. For example, nausea that persists for several hours may be considered severe nausea, but not an SAE unless it meets the criteria shown in [Appendix B 2](#). On the other hand, a stroke that results in only a limited degree of disability may be considered a mild stroke but would be an SAE when it satisfies the criteria shown in [Appendix B 2](#).

B 3 A Guide to Interpreting the Causality Question

When making an assessment of causality consider the following factors when deciding if there is a ‘reasonable possibility’ that an AE may have been caused by the IMP.

- Time Course. Exposure to suspect drug. Has the participant actually received the suspect drug? Did the AE occur in a reasonable temporal relationship to the administration of the suspect IMP?
- Consistency with known IMP profile. Was the AE consistent with the previous knowledge of the suspect IMP (pharmacology and toxicology) or drugs of the same pharmacological class? Or could the AE be anticipated from its pharmacological properties?
- De-challenge experience. Did the AE resolve or improve on stopping or reducing the dose of the suspect IMP?
- No alternative cause. The AE cannot be reasonably explained by another aetiology such as the underlying disease, other drugs, other host or environmental factors.
- Re-challenge experience. Did the AE reoccur if the suspected IMP was reintroduced after having been stopped? AstraZeneca would not normally recommend or support a re-challenge.
- Laboratory tests. A specific laboratory investigation (if performed) has confirmed the relationship.

In difficult cases, other factors could be considered such as:

- Is this a recognized feature of overdose of the IMP?
- Is there a known mechanism?

Causality of ‘related’ is made if following a review of the relevant data, there is evidence for a ‘reasonable possibility’ of a causal relationship for the individual case. The expression ‘reasonable possibility’ of a causal relationship is meant to convey, in general, that there are facts (evidence) or arguments to suggest a causal relationship.

The causality assessment is performed based on the available data including enough information to make an informed judgment. With no available facts or arguments to suggest a causal relationship, the event(s) will be assessed as ‘not related’.

Causal relationship in cases where the disease under study has deteriorated due to lack of effect should be classified as no reasonable possibility.

B 4 Medication Error

For the purposes of this clinical study a medication error is an unintended failure or mistake in the treatment process for an AstraZeneca study intervention that either causes harm to the participant or has the potential to cause harm to the participant.

A medication error is not lack of efficacy of the IMP, but rather a human or process related failure while the IMP is in control of the study site staff or participant.

Medication error includes situations where an error.

- Occurred
- Was identified and intercepted before the participant received the IMP
- Did not occur, but circumstances were recognised that could have led to an error

Examples of events to be reported in clinical studies as medication errors:

- IMP name confusion
- Dispensing error eg, medication prepared incorrectly, even if it was not actually given to the participant
- IMP not administered as indicated, for example, wrong route or wrong site of administration
- IMP not taken as indicated eg, tablet dissolved in water when it should be taken as a solid tablet
- IMP not stored as instructed eg, kept in the fridge when it should be at room temperature
- Wrong participant received the medication (excluding IRT errors)
- Wrong IMP administered to participant (excluding IRT errors)

Examples of events that **do not** require reporting as medication errors in clinical studies:

- Errors related to or resulting from IRT - including those which lead to one of the above listed events that would otherwise have been a medication error
- Participant accidentally missed IMP dose(s) eg, forgot to take medication
- Accidental overdose (will be captured as an overdose)
- Errors related to background and rescue medication, or standard of care medication in open label studies, even if an AstraZeneca product

Medication errors are not regarded as AEs but AEs may occur as a consequence of the medication error.

Appendix C Handling of Human Biological Samples

C 1 Chain of Custody

A full chain of custody is maintained for all samples throughout their lifecycle.

The investigator at each study site keeps full traceability of collected biological samples from the participants while in storage at the study site until shipment or disposal (where appropriate) and records relevant processing information related to the samples whilst at site.

The sample receiver keeps full traceability of the samples while in storage and during use until used or disposed of or until further shipment and keeps record of receipt of arrival and onward shipment or disposal.

The Sponsor or delegated representatives will keep oversight of the entire life cycle through internal procedures, monitoring of study sites, auditing or process checks, and contractual requirements of external laboratory providers

Samples retained for further use will be stored in the AstraZeneca-assigned biobanks or other sample archive facilities and will be tracked by the appropriate AstraZeneca Team during for the remainder of the sample life cycle.

C 2 Withdrawal of Informed Consent for Donated Biological Samples

The Sponsor ensures that biological samples are destroyed at the end of a specified period as described in the informed consent.

If a participant withdraws consent to the use of donated biological samples, the samples will be disposed of/destroyed/repatriated, and the action documented. If samples are already analyzed, the Sponsor is not obliged to destroy the results of this research.

Following withdrawal of consent for biological samples, further study participation should be considered in relation to the withdrawal processes.

The investigator:

- Ensures participant's withdrawal of informed consent to the use of donated samples is highlighted immediately to the Sponsor or delegate.
- Ensures that relevant human biological samples from that participant, if stored at the study site, are immediately identified, disposed of as appropriate, and the action documented.
- Ensures that the participant and the Sponsor are informed about the sample disposal.

The Sponsor ensures the organization(s) holding the samples is/are informed about the withdrawn consent immediately and that samples are disposed of or repatriated as appropriate, and the action is documented and study site is notified.

C 3 International Airline Transportation Association 6.2 Guidance Document

LABELLING AND SHIPMENT OF BIOHAZARD SAMPLES

International Airline Transportation Association (IATA)

(<https://www.iata.org/whatwedo/cargo/dgr/Pages/download.aspx>) classifies infectious substances into 3 categories: Category A, Category B or Exempt

Category A Infectious Substances are infectious substances in a form that, when exposure to it occurs, is capable of causing permanent disability, life-threatening or fatal disease in otherwise healthy humans or animals.

Category A Pathogens are, eg, Ebola, Lassa fever virus. Infectious substances meeting these criteria which cause disease in humans or both in humans and animals must be assigned to UN 2814. Infectious substances which cause disease only in animals must be assigned to UN 2900.

Category B Infectious Substances are infectious Substances that do not meet the criteria for inclusion in Category A. Category B pathogens are, eg, Hepatitis A, C, D, and E viruses. They are assigned the following UN number and proper shipping name:

- UN 3373 – Biological Substance, Category B
- are to be packed in accordance with UN 3373 and IATA 650

Exempt - Substances which do not contain infectious substances or substances which are unlikely to cause disease in humans or animals are not subject to these Regulations unless they meet the criteria for inclusion in another class.

- Clinical study samples will fall into Category B or exempt under IATA regulations
- Clinical study samples will routinely be packed and transported at ambient temperature in IATA 650 compliant packaging (<https://www.iata.org/whatwedo/cargo/dgr/Documents/DGR-60-EN-PI650.pdf>).
- Biological samples transported in dry ice require additional dangerous goods specification for the dry-ice content

Appendix D Optional Genomics Initiative Sample

D 1 Use/Analysis of DNA

- AstraZeneca intends to collect and store DNA for genetic research to explore how genetic variations may affect clinical parameters, risk and prognosis of diseases, and the response to medications. This genetic research may lead to better understanding of diseases, better diagnosis of diseases or other improvements in health care and to the discovery of new diagnostics, treatments or medications. Therefore, where local regulations and IRB/IEC allow, a blood sample will be collected for DNA analysis from consenting participants.
- This optional genetic research may consist of the analysis of the structure of the participant's DNA, ie, the entire genome.
- The results of genetic analyses may be reported in a separate study summary.
- The Sponsor will store the DNA samples in a secure storage space with adequate measures to protect confidentiality.

D 2 Genetic Research Plan and Procedures

Selection of Genetic Research Population

- All participants will be asked to participate in this genetic research. Participation is voluntary and if a participant declines to participate there will be no penalty or loss of benefit. The participant will not be excluded from any aspect of the main study.

Inclusion Criteria

For inclusion in this genetic research, participants must fulfil all of the inclusion criteria described in the main body of the Clinical Study Protocol and: Provide informed consent for the Genomics Initiative sampling and analyses.

Exclusion Criteria

- Exclusion from this genetic research may be for any of the exclusion criteria specified in the main study or any of the following:
 - Previous allogeneic bone marrow transplant
 - Non-leukocyte depleted whole blood transfusion in 120 days of genetic sample collection

Withdrawal of Consent for Genetic Research

- Participants may withdraw from this genetic research at any time, independent of any decision concerning participation in other aspects of the main study. Voluntary withdrawal will not prejudice further treatment. Procedures for withdrawal are outlined in Section 7.2.

Collection of Samples for Genetic Research

- The blood sample for this genetic research will be obtained from the participants on Day 1 prior to administration of study intervention. Although DNA is stable, early sample collection is preferred to avoid introducing bias through excluding participants who may withdraw due to an AE. If for any reason the sample is not drawn on Day 1, it may be taken at any visit until the last study visit. Only one sample should be collected per participant for genetics during the study.

Coding and Storage of DNA Samples

- The processes adopted for the coding and storage of samples for genetic analysis are important to maintain participant confidentiality. Samples will be stored for a maximum of 15 years, from the date of last participant last visit, after which they will be destroyed. DNA is a finite resource that is used up during analyses. Samples will be stored and used until no further analyses are possible or the maximum storage time has been reached.
- An additional second code will be assigned to the sample either before or at the time of DNA extraction replacing the information on the sample tube. Thereafter, the sample will be identifiable only by the second, unique number. This number is used to identify the sample and corresponding data at the AstraZeneca genetics laboratories, or at the designated organization. No personal details identifying the individual will be available to any person (AstraZeneca employee or designated organizations working with the DNA).
- The link between the participant enrollment/randomization code and the second number will be maintained and stored in a secure environment, with restricted access at AstraZeneca or designated organizations. The link will be used to identify the relevant DNA samples for analysis, facilitate correlation of genotypic results with clinical data, allow regulatory audit, and permit tracing of samples for destruction in the case of withdrawal of consent.

Ethical and Regulatory Requirements

The principles for ethical and regulatory requirements for the study, including this genetics research component, are outlined in [Appendix A](#).

Informed Consent

- The genetic component of this study is optional and the participant may participate in other components of the main study without participating in this genetic component. To participate in the genetic component of the study the participant must sign and date both the consent form for the main study and the addendum for the Genomics Initiative component of the study. Copies of both signed and dated consent forms must be given to the participant and the original filed at the study center. The principal investigator(s) is responsible for ensuring that consent is given freely and that the participant understands that they may freely withdrawal from the genetic aspect of the study at any time.

Participant Data Protection

- AstraZeneca will not provide individual genotype results to participants, any insurance company, any employer, their family members, their physician unless required to do so by law.
- Extra precautions are taken to preserve confidentiality and prevent genetic data being linked to the identity of the participant. In exceptional circumstances, however, certain individuals might see both the genetic data and the personal identifiers of a participant. For example, in the case of a medical emergency, an AstraZeneca Physician or an investigator might know a participant's identity and also have access to his or her genetic data. Regulatory authorities may require access to the relevant files, though the participant's medical information and the genetic files would remain physically separate.

Data Management

- Any genetic data generated in this study will be stored at a secure system at AstraZeneca and/or designated organizations to analyse the samples.
- AstraZeneca and its designated organizations may share summary results (such as genetic differences from groups of individuals with a disease) from this genetic research with other researchers, such as hospitals, academic organizations or health insurance companies. This can be done by placing the results in scientific databases, where they can be combined with the results of similar studies to learn even more about health and disease. The researchers can only use this information for health-related research purposes. Researchers may see summary results but they will not be able to see individual participant data or any personal identifiers.
- Some or all of the clinical datasets from the main study may be merged with the genetic data in a suitable secure environment separate from the clinical database.

Appendix E Toxicity Grading Scales for Solicited Adverse Events

The toxicity grading scales for the solicited AEs were modified and abridged from the US FDA Guidance on Toxicity Grading Scale for Healthy Adult and Adolescent Volunteers Enrolled in Preventive Vaccine Clinical Trials ([FDA 2007](#)).

- [Table 10](#): Clinical Abnormalities, Local Reactions to Injectable Product
- [Table 11](#): Clinical Abnormalities, Vital Signs
- [Table 12](#): Clinical Abnormalities, Systemic (General or Illness)

Table 10 Tables for Clinical Abnormalities: Local Reactions to Injectable Product

Local Reaction to Injectable Product	Reaction Grade			
	Mild (Grade 1)	Moderate (Grade 2)	Severe (Grade 3)	Life Threatening (Grade 4)
Pain	Does not interfere with activity	Repeated use of non-narcotic pain reliever > 24 hours or interferes with activity	Any use of narcotic pain reliever or prevents daily activity	ER visit or hospitalization
Tenderness	Mild discomfort to touch	Discomfort with movement	Significant discomfort at rest	ER visit or hospitalization
Erythema/redness ^{a, b}	1-2 inches (2.5–5 cm)	> 2-4 inches (5.1–10 cm)	> 4 inches (> 10 cm)	Necrosis or exfoliative dermatitis
Induration/swelling ^{a, b}	1-2 inches (2.5–5 cm)	>2-4 inches (5.1–10 cm)	> 4 inches (> 10 cm)	Necrosis

^a In addition to grading the measured local reaction at the greatest single diameter, the measurement should be recorded as a continuous variable. Reactions < 0.25 inches (< 0.6 centimeters) in diameter will not be recorded.

^b Grade 4 erythema or induration is determined by study site with participant input rather than being recorded directly in Solicited AE e-Diary.

ER = emergency room.

Table 11 Tables for Clinical Abnormalities: Vital Signs

Vital Sign ^a	Vital Signs Grade			
	Mild (Grade 1)	Moderate (Grade 2)	Severe (Grade 3)	Potentially Life Threatening (Grade 4)
Fever (°C) ^b (°F) ^b	37.9-38.4 100.1-101.1	38.5-38.9 101.2-102.0	39.0-40 102.1-104	> 40 > 104
Tachycardia (beats/minute)	101-115	116- 130	> 130	ER visit or hospitalization for arrhythmia
Bradycardia (beats/minute) ^c	50-54	45-49	< 45	ER visit or hospitalization for arrhythmia
Hypertension; systolic (mm Hg)	141-150	151-155	> 155	ER visit or hospitalization for malignant hypertension
Hypertension; diastolic (mm Hg)	91-95	96-100	> 100	ER visit or hospitalization for malignant hypertension
Hypotension; systolic (mm Hg)	85-89	80-84	< 80	ER visit or hospitalization for hypotensive shock
Respiratory rate (breaths/minute)	17-20	21-25	> 25	Intubation

Note: Record vital signs as adverse events only if clinically relevant and changed from baseline.

^a Participant should be at rest for vital signs measurements

^b No recent hot or cold beverages or smoking

^c Use clinical judgment when characterizing bradycardia among some healthy participant populations, for example, conditioned athletes

ER = emergency room; Hg = mercury.

Table 12 Tables for Clinical Abnormalities: Systemic (General or Illness)

Systemic (General)	Systemic Grade			
	Mild (Grade 1)	Moderate (Grade 2)	Severe (Grade 3)	Potentially Life Threatening (Grade 4)
Nausea/vomiting	No interference with activity or 1-2 episodes/24 hrs	Some interference with activity or > 2 episodes/24 hrs	Prevents daily activity, required outpatient IV hydration	ER visit or hospitalization for hypotensive shock
Chills	No interference with activity	Some interference with activity	Significant; prevents daily activity	ER visit or hospitalization
Headache	No interference with activity	Repeated use of non-narcotic pain reliever > 24 hrs or some interference with activity	Significant; any use of narcotic pain reliever or prevents daily activity	ER visit or hospitalization
Fatigue	No interference with activity	Some interference with activity	Significant; prevents daily activity	ER visit or hospitalization
Myalgia	No interference with activity	Some interference with activity	Significant; prevents daily activity	ER visit or hospitalization
Systemic Illness				
Illness or clinical adverse event (as defined according to applicable regulations)	No interference with activity	Some interference with activity not requiring intervention	Prevents daily activity and required medical intervention	ER visit or hospitalization

ER = emergency room; hrs = hours; IV = intravenous.

Appendix F Adverse Events of Special Interest

AZD1222 AESIs are based on Brighton Collaboration case definitions ([SPEAC 2020](#)), clinical experience, and scientific interest. There is no current evidence to suggest that AZD1222 is associated with these AESIs.

Table 13 Adverse Events of Special Interest

AESI	Medical Concept
Neurologic	<u>Generalized convulsion</u> : Seizures are episodes of neuronal hyperactivity most commonly resulting in sudden, involuntary muscular contractions. They may also manifest as sensory disturbances, autonomic dysfunction and behavioral abnormalities, and impairment or loss of consciousness.
	<u>Guillain-Barré syndrome</u> : GBS is a peripheral nerve demyelinating disease, which can present as temporary ascending paralysis.
	<u>Acute disseminated encephalomyelitis</u> : ADEM is defined as a uniphasic syndrome of brain inflammation and demyelination occurring in temporal association with an antecedent immunologic challenge, such as infection or an immunization. ADEM most commonly occurs in the pediatric population.
	<u>Other neurologic events</u> : These events would include new onset event (acute or subacute) motor and sensory disturbances (eg, weakness, numbness, paresthesias, hypoesthesia, hyperesthesia, dysesthesias), bowel/bladder dysfunction, gait impairment, or visual disturbance, or any event of myelitis, encephalomyelitis, myelitis transverse, or other sudden neurological deficit.
Vascular	<u>Thrombotic, thromboembolic, and neurovascular events</u> : These are events that can manifest as transient or permanent vision problems, dizziness, trouble understanding, facial droop, slurred speech, unilateral weakness, deep vein thrombosis with swollen, warm or painful leg, pulmonary embolism with shortness of breath, chest pain or irregular heart rate
Hematologic	<u>Thrombocytopenia</u> : Thrombocytopenia is a disorder in which there is an abnormally low platelet count; a normal platelet count ranges from 150 000 to 450 000 platelets per μL .
Immunologic	<u>Vasculitides</u> : Vasculitides are a group of related disorders characterized by inflammation of blood vessels (vasculitis) leading to tissue or end-organ injury.
	<u>Anaphylaxis</u> : Anaphylaxis an acute hypersensitivity reaction with multi-organ-system involvement that can present as, or rapidly progress to, a severe life-threatening reaction requiring immediate medical attention.

Table 13 Adverse Events of Special Interest

AESI	Medical Concept
Immunologic (Continued)	<p><u>Vaccine-associated enhanced respiratory disease</u>: The pathogenicity of VAERD has been linked to a vaccine immune response characterized by induction of non-neutralizing antibodies, and a T-cell response of the Th2 type with hypereosinophilia (Lambert et al 2020). VAERD may manifest as a severe form of respiratory disease with prolonged fever, and diverse clinical manifestations of disease severity and pathological changes marked by increased areas of lung consolidation, broncho-interstitial pneumonia, and necrotizing bronchiolitis (Rajão et al 2016).</p>
	<p><u>Potential immune-mediated conditions</u>: These conditions are a group of autoimmune inflammatory disorders characterized by an alteration in cellular homeostasis, which may or may not have an autoimmune aetiology. A list of events is provided in Table 14.</p>

ADEM = acute disseminated encephalomyelitis; AESI = adverse event of special interest; GBS = Guillain-Barré syndrome; VAERD = vaccine-associated enhanced respiratory disease.

Table 14 List of Potential Immune-mediated Medical Conditions

Category	Condition
Gastrointestinal disorders	Celiac disease
	Crohn's disease
	Ulcerative colitis
	Ulcerative proctitis
Liver disorders	Autoimmune cholangitis
	Autoimmune hepatitis
	Primary biliary cirrhosis
	Primary sclerosing cholangitis
Metabolic diseases	Addison's disease
	Autoimmune thyroiditis (including Hashimoto thyroiditis)
	Diabetes mellitus type I
	Grave's or Basedow's disease
Musculoskeletal disorders	Antisynthetase syndrome
	Dermatomyositis
	Juvenile chronic arthritis (including Still's disease)
	Mixed connective tissue disorder
	Polymyalgia rheumatic
	Polymyositis
	Psoriatic arthropathy
	Relapsing polychondritis
	Rheumatoid arthritis
	Scleroderma, including diffuse systemic form and CREST syndrome
	Spondyloarthritis, including ankylosing spondylitis, reactive arthritis (Reiter's Syndrome) and undifferentiated spondyloarthritis
	Systemic lupus erythematosus
	Systemic sclerosis

Table 14 List of Potential Immune-mediated Medical Conditions

Category	Condition
Neuroinflammatory disorders	Acute disseminated encephalomyelitis, including site specific variants (eg, non-infectious encephalitis, encephalomyelitis, myelitis, radiculomyelitis)
	Cranial nerve disorders, including paralyses/paresis (eg, Bell’s palsy)
	Guillain-Barré syndrome, including Miller Fisher syndrome and other variants
	Immune-mediated peripheral neuropathies and plexopathies, including chronic inflammatory demyelinating polyneuropathy, multifocal motor neuropathy and polyneuropathies associated with monoclonal gammopathy
	Multiple sclerosis
	Neuromyelitis optica spectrum disorder
	Narcolepsy
	Optic neuritis
	Transverse myelitis
	Myasthenia gravis, including Eaton-Lambert syndrome
Skin disorders	Alopecia areata
	Autoimmune bullous skin diseases, including pemphigus, pemphigoid and dermatitis herpetiformis
	Cutaneous lupus erythematosus
	Erythema nodosum
	Morphoea
	Lichen planus
	Psoriasis
	Rosacea
	Sweet’s syndrome
	Vitiligo
Vasculitides	Large vessels vasculitis including: giant cell arteritis such as Takayasu's arteritis and temporal arteritis
	Medium sized and/or small vessels vasculitis including: polyarteritis nodosa, Kawasaki's disease, microscopic polyangiitis, Wegener's granulomatosis, Churg– Strauss syndrome (allergic granulomatous angiitis), Buerger’s disease, thromboangiitis obliterans, necrotizing vasculitis and anti-neutrophil cytoplasmic antibody (ANCA) positive vasculitis (type unspecified), Henoch-Schonlein purpura, Behcet's syndrome, leukocytoclastic vasculitis

Table 14 List of Potential Immune-mediated Medical Conditions

Category	Condition
Other	Antiphospholipid syndrome
	Autoimmune hemolytic anemia
	Autoimmune glomerulonephritis (including IgA nephropathy, glomerulonephritis rapidly progressive, membranous glomerulonephritis, membranoproliferative glomerulonephritis, and mesangioproliferative glomerulonephritis)
	Autoimmune myocarditis/cardiomyopathy
	Autoimmune thrombocytopenia
	Goodpasture syndrome
	Idiopathic pulmonary fibrosis
	Pernicious anemia
	Raynaud’s phenomenon
	Sarcoidosis
	Sjögren’s syndrome
	Stevens-Johnson syndrome
	Uveitis

Appendix G Overview of Primary and Secondary Efficacy Objectives, Endpoints, and Associated Case Definitions

Table 15 Overview of Primary and Secondary Efficacy Objectives, Endpoints, and Associated Case Definitions

Objective		Endpoint	Case Definition
Primary	To estimate the efficacy of 2 IM doses of AZD1222 compared to placebo for the prevention of COVID-19 in adults ≥ 18 years of age	A binary response, whereby a participant with negative serostatus at baseline is defined as a COVID-19 case if their first case of SARS-CoV-2 RT-PCR-positive symptomatic illness occurs ≥ 15 days post second dose of study intervention. Otherwise, a participant is not defined as a COVID-19 case.	Participant must have RT-PCR-confirmed SARS-CoV-2 and meet the following criteria at any point from their initial illness visit at the site (Day 1) through their second illness visit (Day 14): 1 One or more Category A findings OR 2 Two or more Category B findings <i>Category A:</i> <ul style="list-style-type: none"> Pneumonia diagnosed by chest x-ray, or computed tomography scan Oxygen saturation of ≤ 94% on room air or requiring either new initiation or escalation in supplemental O₂ New or worsening dyspnea/shortness of breath <i>Category B:</i> <ul style="list-style-type: none"> Fever > 100 °F (> 37.8 °C) or feverishness New or worsening cough Myalgia/muscle pain Fatigue that interferes with activities of daily living Vomiting and/or diarrhea (only one finding to be counted toward endpoint definition) Anosmia and/or ageusia (only one finding to be counted toward endpoint definition)
Secondary	To estimate the efficacy of 2 IM doses of AZD1222 compared to placebo for the prevention of SARS-CoV-2 infection	Proportion of participants who have a post-treatment response (negative at baseline to positive post treatment with study intervention) for SARS-CoV-2 Nucleocapsid antibodies over time	Participants who have a post-treatment response (negative at baseline to positive post treatment with study intervention) for SARS-CoV-2 Nucleocapsid antibodies over time

Table 15 Overview of Primary and Secondary Efficacy Objectives, Endpoints, and Associated Case Definitions

Objective		Endpoint	Case Definition
Secondary	To estimate the efficacy of 2 IM doses of AZD1222 compared to placebo for the prevention of symptomatic COVID-19 using CDC criteria	The incidence of the first case of SARS-CoV-2 RT-PCR-positive symptomatic illness occurring ≥ 15 days post second dose of study intervention using CDC criteria	The first case of SARS-CoV-2 RT-PCR-positive symptomatic illness for a participant occurring ≥ 15 days post second dose of study intervention using criteria from the CDC (CDC 2020): Fever Shortness of breath Difficulty breathing Chills Cough Fatigue Muscle aches Body aches Headache New loss of taste New loss of smell Sore throat Congestion Runny nose Nausea Vomiting Diarrhea

Table 15 Overview of Primary and Secondary Efficacy Objectives, Endpoints, and Associated Case Definitions

	Objective	Endpoint	Case Definition
Secondary	To estimate the efficacy of 2 IM doses of AZD1222 compared to placebo for the prevention of University of Oxford-defined symptomatic COVID-19	The incidence of the first case of SARS-CoV-2 RT-PCR-positive symptomatic illness occurring ≥ 15 days post second dose of study intervention using University of Oxford-defined symptom criteria	First case of SARS-CoV-2 RT-PCR-positive symptomatic illness for a participant occurring ≥ 15 days post second dose of study intervention using University of Oxford-defined symptom criteria. Cases are defined as RT-PCR-confirmed SARS-CoV-2 and having at least one of the following symptoms: <ol style="list-style-type: none"> 1 New onset of fever (> 100 °F [> 37.8 °C]), OR 2 Cough, OR 3 Shortness of breath, OR 4 Anosmia/ageusia

Table 15 Overview of Primary and Secondary Efficacy Objectives, Endpoints, and Associated Case Definitions

Objective		Endpoint	Case Definition
Secondary	To estimate the efficacy of 2 IM doses of AZD1222 compared to placebo in the prevention of COVID-19 in all study participants, regardless of evidence of prior SARS-CoV-2 infection	The incidence of the first case of SARS-CoV-2 RT-PCR-positive symptomatic illness occurring ≥ 15 days post second dose of study intervention regardless of evidence of prior SARS-CoV-2 infection	<p>Participant must have RT-PCR-confirmed SARS-CoV-2 and meet the following criteria at any point from their initial illness visit at the site (Day 1) through their second illness visit (Day 14):</p> <p>5 One or more Category A findings OR 6 Two or more Category B findings</p> <p><i>Category A:</i></p> <ul style="list-style-type: none"> • Pneumonia diagnosed by chest x-ray, or computed tomography scan • Oxygen saturation of $\leq 94\%$ on room air or requiring either new initiation or escalation in supplemental O₂ • New or worsening dyspnea/shortness of breath <p><i>Category B:</i></p> <ul style="list-style-type: none"> • Fever > 100 °F (> 37.8 °C) or feverishness • New or worsening cough • Myalgia/muscle pain • Fatigue that interferes with activities of daily living • Vomiting and/or diarrhea (only one finding to be counted toward endpoint definition) • Anosmia and/or ageusia (only one finding to be counted toward endpoint definition)

Table 15 Overview of Primary and Secondary Efficacy Objectives, Endpoints, and Associated Case Definitions

	Objective	Endpoint	Case Definition
Secondary	To estimate the efficacy of 2 IM doses of AZD1222 compared to placebo for the prevention of severe or critical symptomatic COVID-19	The incidence of SARS-CoV-2 RT-PCR-positive severe or critical symptomatic illness occurring ≥ 15 days post second dose of study intervention	Participant must have laboratory-confirmed COVID-19 (SARS-CoV-2 RT-PCR-positive symptomatic illness) plus any of the following: <ul style="list-style-type: none"> • Clinical signs at rest indicative of severe systemic illness (respiratory rate ≥ 30 breaths per minute, heart rate ≥ 125 beats per minute, oxygen saturation $\leq 93\%$ on room air at sea level, or partial pressure of oxygen to fraction of inspired oxygen ratio < 300 mm Hg) • Respiratory failure (defined as needing high-flow oxygen, noninvasive ventilation, mechanical ventilation or extracorporeal membrane oxygenation) • Evidence of shock (systolic blood pressure < 90 mm Hg, diastolic blood pressure < 60 mm Hg, or requiring vasopressors) • Significant acute renal, hepatic, or neurologic dysfunction • Admission to an intensive care unit • Death
	To estimate the efficacy of 2 IM doses of AZD1222 compared to placebo for the prevention of COVID-19-related Emergency Department visits	The incidence of COVID-19-related Emergency Department visits occurring ≥ 15 days post second dose of study intervention	COVID-19-related Emergency Department visits occurring ≥ 15 days post second dose of study intervention

Table 15 Overview of Primary and Secondary Efficacy Objectives, Endpoints, and Associated Case Definitions

Objective		Endpoint	Case Definition
Secondary	To assess antibody responses to AZD1222 S antigen following 2 IM doses of AZD1222 or placebo (Substudy and Illness Visits only)	a) Post-treatment GMTs and GMFRs from day of dosing baseline value to 28 days post each dose in SARS-CoV-2 S, RBD antibodies (MSD serology assay)	a) Post-treatment GMTs and GMFRs from day of dosing baseline value to 28 days post each dose in SARS-CoV-2 S, RBD antibodies (MSD serology assay)
		b) The proportion of participants who have a post-treatment seroresponse (\geq 4-fold rise in titers from day of dosing baseline value to 28 days post each dose) to the S, RBD antigens of AZD1222 (MSD serology assay)	b) Post-treatment seroresponse (\geq 4-fold rise in titers from day of dosing baseline value to 28 days post each dose) to the S, RBD antigens of AZD1222 (MSD serology assay)
	To determine anti-SARS-CoV-2 neutralizing antibody levels in serum following 2 IM doses of AZD1222 or placebo (Substudy and Illness Visits only)	a) Post-treatment GMTs and GMFRs from day of dosing baseline value to 28 days post each dose in SARS-CoV-2 neutralizing antibodies (wild-type assay or pseudo-neutralization assay)	a) Post-treatment GMTs and GMFRs from day of dosing baseline value to 28 days post each dose in SARS-CoV-2 neutralizing antibodies (wild-type assay or pseudo-neutralization assay)
		b) Proportion of participants who have a post-treatment seroresponse (\geq 4-fold rise in titers from day of dosing baseline value to 28 days post each dose) to AZD1222 as measured by SARS-CoV-2 neutralizing antibodies (wild-type assay or pseudo-neutralization assay)	b) Post-treatment seroresponse (\geq 4-fold rise in titers from day of dosing baseline value to 28 days post each dose) to AZD1222 as measured by SARS-CoV-2 neutralizing antibodies (wild-type assay or pseudo-neutralization assay)

CDC = Centers for Disease Control and Prevention; COVID-19 = coronavirus disease 2019; GMFR = geometric mean fold rise; GMT = geometric mean titer; IM = intramuscular; MSD = Meso Scale Discovery; S =Spike; RBD = receptor binding domain; RT-PCR = reverse transcriptase polymerase chain reaction; SARS-CoV-2 = severe acute respiratory syndrome-coronavirus-2.

Appendix H Abbreviations

Abbreviation or special term	Explanation
ACE2	angiotensin-converting enzyme 2
AE	adverse event
AESI	adverse event of special interest
ALT	alanine aminotransferase
AST	aspartate aminotransferase
β-hCG	beta-human chorionic gonadotropin
CDC	Centers for Disease Control and Prevention
ChAdOx1 MERS	chimpanzee adenovirus Ox1 with MERS Spike antigen
ChAdOx1 nCoV-19	name of AZD1222 when initially developed by the University of Oxford
CI	confidence interval
CoV	coronavirus
COVID-19	coronavirus disease 2019
CRO	contract research organization
CSR	clinical study report
DBL	database lock
DSMB	Data Safety Monitoring Board
E	envelope
eCRF	electronic case report form
EDC	electronic data capture
e-Diary	electronic diary
ELISA	enzyme-linked immunosorbent assay
ELISpot	enzyme-linked immunospot
FIH	first-in-human
GCP	Good Clinical Practice
GMFR	geometric mean fold rise
GMT	geometric mean titer
IB	Investigator's Brochure
ICF	informed consent form
ICH	International Council for Harmonisation
IEC	Independent Ethics Committee
IgA	immunoglobulin A
IgG	immunoglobulin G
IgM	immunoglobulin M
IM	intramuscular

Abbreviation or special term	Explanation
IMP	investigational medicinal product
IND	Investigational New Drug
IRB	Institutional Review Board
IRT	Interactive Response Technology
IV	intravenous
M	membrane
MAAE	medically attended adverse event
MERS	Middle East respiratory syndrome
MERS-CoV	Middle East respiratory syndrome coronavirus
MSD	Meso Scale Discovery
NHP	non-human primate
PBMC	peripheral blood mononuclear cell
PSRT	Protocol Safety Review Team
RBD	receptor binding domain
RRR	relative risk reduction
RT-PCR	reverse transcriptase polymerase chain reaction
S	Spike
SAE	serious adverse event
SAP	Statistical Analysis Plan
SARS-CoV	severe acute respiratory syndrome-coronavirus
SARS-CoV-2	severe acute respiratory syndrome-coronavirus 2
SoA	Schedule of Activities
TBL	total bilirubin
tPA	tissue plasminogen activator
ULN	upper limit of normal
US FDA	United States Food and Drug Administration
USA	United States of America
VE	vaccine efficacy
vp	viral particles
WHO	World Health Organization
w/v	weight/volume

Appendix I Protocol Amendment History

The Protocol Amendment Summary of Changes [Table](#) for the current amendment is located directly before the Table of Contents.

Amendment 2 (17 September 2020)

Overall Rationale for the Amendment:

The principal reason for this amendment was to address US FDA feedback to the Investigational New Drug application. Additional changes included statistical revisions per DSMB request and other revisions to provide clarity or correct inadvertent errors. All the changes were considered non-substantial.

Section # and Name	Description of Change	Brief Rationale	Substantial/ Non-substantial
1.1 Synopsis	Updated Objectives and Endpoints, Overall Design, Statistical Methods	To align with edits in the protocol body	Non-substantial
1.3 Schedule of Activities, Table 3	Removed 'at least' to clarify that PBMCs will be isolated from approximately 300 participants	Clarification	Non-substantial
1.3 Schedule of Activities, Table 4	a) Added new footnote 'b' to indicate that collection of saliva sample for viral shedding assessment is optional in Chile/Peru and may occur after a feasibility assessment has been completed b) Footnote 'c': removed the requirement for the RT-PCR test to be a rapid test	a) Feasibility of collection of saliva samples in Chile/Peru is underway b) Not a requirement per protocol and provides more flexibility to the sites	Non-substantial

Section # and Name	Description of Change	Brief Rationale	Substantial/ Non-substantial
3 Objectives and Endpoints, Table 5	<ul style="list-style-type: none"> a) Revised definition of intercurrent event b) Revised secondary objective 1 to assess for all SARS-COV-2 infection c) Added an exploratory objective to estimate the efficacy of 2 IM doses of AZD1222 compared to placebo for COVID-19-related deaths d) Added an exploratory objective to estimate the efficacy of AZD1222 compared to placebo for the prevention of COVID-19 following the first dose e) Renumbered exploratory objective 12: removed 'serum' prior to B- and T-cell responses 	<ul style="list-style-type: none"> a) To align with changes in the primary analysis b) To align with analyses c) Per US FDA request d) Per DSMB request e) To correct a misstatement 	Non-substantial
4.1 Overall Design	Removed requirement to limit initial enrollment to participants 18 to 55 years of age	The US FDA reviewed the accrued data from the ongoing University of Oxford studies and approved enrollment in all age groups prior to enrollment of the first subject.	Non-substantial
6.2.1 Dose Preparation and Administration	Clarified description for use of AZD1222 and placebo within the beyond-use-date	To avoid confusion in the time period from the first needle puncture of the AZD1222 vial or placebo vial/IV bag to dose administration	Non-substantial
6.2.1.1 AZD1222 (Additional change)	Removed specification for a 1 mL syringe to be used for AZD1222 dose preparation	To provide flexibility in dose administration	Non-substantial
6.5 Concomitant Therapy	Specified that all concomitant medication must be recorded in the eCRF	Per US FDA request	Non-substantial
6.5.1 Permitted Concomitant Medications	Clarified the concomitant medications permitted for the treatment of COVID-19 after receiving study intervention	Per US FDA request	Non-substantial

Section # and Name	Description of Change	Brief Rationale	Substantial/ Non-substantial
6.5.2 Prohibited Concomitant Medications	<ul style="list-style-type: none"> a) For participants who received a prohibited concomitant medication, described the potential impact on participation in the study, including study withdrawal, discontinuation of study intervention, or evaluability in analysis data sets b) Added immunoglobulins and/or blood product 	<ul style="list-style-type: none"> a) Per US FDA request b) For alignment with exclusion criterion 13 	Non-substantial
7.1 Discontinuation of Study Intervention	<ul style="list-style-type: none"> a) Added new criterion for laboratory-confirmed SARS-CoV-2 infection b) Revised criterion that any allergic reaction related to study intervention, regardless of severity grade, will result in study discontinuation c) Added new criterion for receipt of prohibited concomitant medication that may jeopardize the safety of the participant or interpretation of the data 	<ul style="list-style-type: none"> a) Clarification b) Per US FDA request c) Per US FDA request 	Non-substantial
8.1.2 Illness Visits	Clarified that home collection requirements include digital health device and Illness e-Diary recordings, and saliva samples	Per US FDA request	Non-substantial
8.1.2.2 Digital Health Device	Described the monitoring protocols for triage and follow-up of alerts from the digital health device	Per US FDA request	Non-substantial
8.5.2.4 Assessment of Cell-mediated Immune Responses	Clarified the number of participants who will provide PBMC samples, ie, approximately 300 in the substudy and from up to approximately the first 3 000 during the Day 1 illness visit	To align with the SoA Table 3 and Table 4	Non-substantial
8.6.1.1 Virologic Assessments (additional change)	Clarified that a validated multiplexed respiratory panel may be utilized to assess the presence of respiratory pathogens	Multiplexed respiratory panel testing is not an absolute requirement	Non-substantial

Section # and Name	Description of Change	Brief Rationale	Substantial/ Non-substantial
8.6.1.2 Assessment of Viral Shedding	<ul style="list-style-type: none"> a) Clarified that saliva collection is performed utilizing a Spectrum DNA (SDNA-1000) collection kit b) Removed 'qualitative' to describe the type of shedding assessment c) Added information that collection of saliva sample for viral shedding assessment is optional in Chile/Peru and may occur after a feasibility assessment has been completed 	<ul style="list-style-type: none"> a) Clarification b) Updated due to an assay improvement c) Feasibility of collection of saliva samples in Chile/Peru is underway 	Non-substantial
9 Statistical Considerations 9.1, 9.2, 9.4, 9.4.2.1, 9.4.4, and 9.5	Amended the testing strategy, sample sizing, as well as number of events required for the interim and primary analyses	Per DSMB request	Non-substantial
9.3 Populations for Analysis, Table 9	Added definition for immunogenicity analysis set	To describe the population to be used for the immunogenicity assessments	Non-substantial
9.4.1 General Considerations	Revised definition of intercurrent event	To align with changes in the primary analysis	Non-substantial
9.4.2 Efficacy	<ul style="list-style-type: none"> a) Added reference to new Appendix G (see description for Appendix G below) b) Added description of an adjudication committee that will review data of potential cases for the COVID-19-related efficacy endpoints 	<ul style="list-style-type: none"> a) Per US FDA request b) To provide clarity on the process for determining cases to be included in the COVID-19-related efficacy evaluations 	Non-substantial
9.4.2.1 Primary Endpoint (additional change)	Clarified a supportive analysis of the primary endpoint	Incorrect statement about censored observations removed	Non-substantial

Section # and Name	Description of Change	Brief Rationale	Substantial/ Non-substantial
9.4.2.2 Secondary Endpoints	<p>a) Bullet 1: Clarified that the endpoint will assess the proportion of participants who have a post-treatment response (negative at baseline to positive post treatment with study intervention) for SARS-CoV-2 Nucleocapsid antibodies over time</p> <p>b) Bullet 2: Included the endpoint to assess the incidence of SARS-CoV-2 RT-PCR positive symptomatic illness using the CDC criteria</p> <p>c) Bullet 3: Clarified the University of Oxford symptom criteria used to assess the incidence of SARS-CoV-2 RT-PCR positive symptomatic illness</p> <p>d) Specified the analyses for the incidence endpoints, and added a description of the analysis for participants positive for SARS-CoV-2 Nucleocapsid antibodies</p>	<p>a) To align with analyses</p> <p>b) Corrected an inadvertent omission</p> <p>c) Per US FDA request</p> <p>d) Clarification</p>	Non-substantial
Appendix A5 Committee Structure	Added description of an adjudication committee that will review data of potential cases for the COVID-19-related efficacy endpoints	To provide clarity on the process for determining cases to be included in the COVID-19-related efficacy evaluations	
Appendix G Overview of Primary and Secondary Efficacy Objectives, Endpoints, and Associated Case Definitions	New overview table presenting the primary and secondary efficacy objectives, endpoints, and associated case definitions	Per US FDA request	Non-substantial
Appendix I Protocol Amendment History	Moved summary of changes for Protocol Amendment 1 to this new appendix	Per protocol template	Non-substantial

CDC = Centers for Disease Control and Prevention; COVID-19 = coronavirus disease 2019; eCRF = electronic case report form; DSMB = Data Safety Monitoring Board; e-Diary = electronic diary; IM = intramuscular; NP = nasopharyngeal; PBMC = peripheral blood mononuclear cell; RT-PCR = reverse transcriptase polymerase chain reaction; SARS-CoV-2 = severe acute respiratory syndrome-coronavirus 2; SoA = schedule of activities; US FDA = United States Food and Drug Administration.

Amendment 1 (10 August 2020)

Overall Rationale for the Amendment:

Section # and Name	Description of Change	Brief Rationale	Substantial/ Non-substantial
1.1 Synopsis	Updated Objectives and Endpoints, Overall Design, and Statistical Methods	To align with edits in main body	Non-substantial
1.2 Schema	Revised the footnote to identify the number of randomized participants in each age group to participate in the substudy	To identify by age group the 3 000 randomized participants who will participate in the substudy	Non-substantial
1.3 Schedule of Activities Table 2 Treatment and Follow-up Period - Main Study	Added assessment for recording any concomitant medication administered for the treatment of an SAE, MAAE, or AESI from Day 90 through Day 730	To support evaluation of SAEs, MAAEs, or AESIs	Non-substantial
1.3 Schedule of Activities Table 3 Treatment and Follow-up Period - Substudy	a) Added assessment for recording any concomitant medication administered for the treatment of an SAE, MAAE, or AESI from Day 90 through Day 730 b) Footnote d: identified that ‘at least 300’ participants in the substudy can have PBMCs collected	a) To support evaluation of SAEs, MAAEs, or AESIs b) To help ensure PBMCs can be collected in participants across age groups	Non-substantial
2.2 Background	a) Corrected the study number for the University of Oxford South African clinical study b) Updated preliminary clinical data from Study COV001 and Study COV002	To align with: a) The study number correction made by the University of Oxford b) The updated AZD1222 IB, Edition 1.1	Non-substantial
2.3.1 Risk Assessment	Updated common solicited AE information	To align with the updated AZD1222 IB, Edition 1.1	Non-substantial

Section # and Name	Description of Change	Brief Rationale	Substantial/ Non-substantial
3 Objectives and Endpoints	<ul style="list-style-type: none"> a) Clarified that secondary objective 6 is performed in substudy and illness visits only b) Footnote a: identified the number of randomized participants in each age group to participate in the substudy 	<ul style="list-style-type: none"> a) Humoral responses to AZD1222 are not required for main study participants b) To identify by age group the 3 000 randomized participants who will participate in the substudy 	Non-substantial
4.1 Overall Design	<ul style="list-style-type: none"> a) Clarified that enrollment will begin with participants 18 to 55 years of age, followed by older age groups after FDA review of accruing clinical data b) Identified the number of randomized participants in each age group to participate in the substudy 	<ul style="list-style-type: none"> a) To provide for review of immunogenicity data in older subjects prior to enrollment' b) To identify by age group the 3 000 randomized participants who will participate in the substudy 	Non-substantial
4.2.1 Rationale for Study Design and Participant Population	Updated the number of participants 56 to 69 and ≥ 70 years of age anticipated to have received AZD1222 at time of study initiation	To align with updated study status	Non-substantial
5.1 Inclusion Criteria	Corrected number formatting to separate Criteria 3 and 4	Inclusion criterion 4 was erroneously included under inclusion criterion 3	Non-substantial
5.2 Exclusion Criteria	<ul style="list-style-type: none"> a) Clarified Criterion 2 to include participants with any other demyelinating condition b) Clarified Criterion 6 to state ≥ 20 mg per day vs ≥ 20 mg/kg/day of prednisone 	<p>Per NIH request</p> <p>Correct typographical error</p>	Non-substantial
6.1.2 Dosing Instructions	Deleted instructions to cover the injection site with a sterile dressing	Erroneously included in original protocol	Non-substantial
6.2.1 Dose Preparation and Administration; 6.2.1.1 AZD1222 6.2.1.2 Placebo	Clarified that AZD1222 and placebo doses drawn into syringes for administration must be administered according to the beyond-use-date of the vial or IV bag	To align with the beyond-use-date of the vial or IV bag as AZD1222 and placebo do not contain preservatives	Non-substantial

Section # and Name	Description of Change	Brief Rationale	Substantial/ Non-substantial
7.2 Participant Withdrawal from the Study	Clarified that all collected samples will be destroyed if the participant withdraws consent for use of existing samples	To align with current process	Non-substantial
8.1.1 Monitoring COVID-19 Symptoms	Clarified that investigator judgement should be used when determining which participants should initiate illness visits during the 7 days following administration of each dose of study intervention	To help ensure that qualifying symptoms for illness visits are due to potential infection with SARS-CoV-2 and not to reactogenicity of the study intervention	Non-substantial
8.1.2.2 Digital Health Device	Clarified that the monitoring team will receive and triage alerts associated with participants' digital health device data rather than the investigator	To align with current process	Non-substantial
9.1 Statistical Hypotheses 9.4.2.1 Primary Endpoint 9.4.4 Methods for Multiplicity Control 9.5 Interim Analyses	Clarified the statistical significance for determining vaccine efficacy	To add greater detail to the statistical analysis approach for the primary estimand	Non-substantial
9.4 Statistical Analyses	Clarified that the SAP will be approved prior to the interim analysis vs the primary analysis	Per standard practice	Non-substantial
Appendix A 5 Committee Structure	Added criteria for pausing the study for DSMB review	To ensure safety oversight	Non-substantial
Appendix E Toxicity Grading Scales for Solicited Adverse Events			
Table 11 Clinical Abnormalities: Vital Signs	Revised the temperature range for fever	To align with definition of fever throughout the main body	Non-substantial
Table 12 Clinical Abnormalities: Systemic	Added information for assessing severity grade of chills and deleted diarrhea	To align with solicited adverse events being collected, which includes chills but not diarrhea	Non-substantial

AESI = adverse event of special interest; MAAE = medically attended adverse event; NIH = National Institutes of Health; SAE = serious adverse event; SAP = Statistical Analysis Plan.

11 REFERENCES

CDC. (Centers for Disease Control and Prevention). Coronavirus Disease 2019 (COVID-19), Symptoms of Coronavirus. <https://www.cdc.gov/coronavirus/2019-ncov/symptoms-testing/symptoms.html>. Published 2020. Accessed 01 July 2020.

FDA. (Food and Drug Administration). Guidance for Industry. Toxicity grading scale for healthy adult and adolescent volunteers enrolled in preventive vaccine clinical trials. . <https://www.fda.gov/media/73679/download>. Published 2007. Accessed 20 June 2020.

Folegatti PM, Bittaye M, Flaxman A, Lopez FR, Bellamy D, Kupke A et al. Safety and immunogenicity of a candidate Middle East respiratory syndrome coronavirus viral-vectored vaccine: a dose-escalation, open-label, non-randomised, uncontrolled, Phase 1 trial. *Lancet Infect Dis*. 2020a;20(7):816-26.

Folegatti PM, Ewer KJ, Aley PK, Angus B, Becker S, Belij-Rammerstorfer S et al. Safety and immunogenicity of the ChAdOx1 nCoV-19 vaccine against SARS-CoV-2: a preliminary report of a phase 1/2, single-blind, randomised controlled trial. *Lancet*. 2020b;S0140-6736(20):31604-4.

Graham SP, McLean RK, Spencer AJ, Belij-Rammerstorfer S, Wright D, Ulaszewska M et al. Evaluation of the immunogenicity of prime-boost vaccination with the replication-deficient viral vectored COVID-19 vaccine candidate ChAdOx1 nCoV-19. *npj Vaccines*. 2020;5(1):69.

Lambert P-H, Ambrosino DM, Andersen SR, Baric RS, Black SB, Chen RT et al. Consensus summary report for CEPI/BC March 12–13, 2020 meeting: Assessment of risk of disease enhancement with COVID-19 vaccines. *Vaccine*. 2020;38(31):4783-91.

Li F. Structure, Function, and Evolution of Coronavirus Spike Proteins. *Annu Rev Virol*. 2016;3(1):237-61.

Lu R, Zhao X, Li J, Niu P, Yang B, Wu H et al. Genomic characterisation and epidemiology of 2019 novel coronavirus: implications for virus origins and receptor binding. *Lancet*. 2020;395(10224):565-74.

NIH. (National Institutes of Health). Guidelines for the use of antiretroviral agents in adults and adolescents with HIV. <https://aidsinfo.nih.gov/guidelines>. Published 2020. Accessed 10 August 2020.

Rajão DS, Chen H, Perez DR, Sandbulte MR, Gauger PC, Loving CL et al. Vaccine-associated enhanced respiratory disease is influenced by haemagglutinin and neuraminidase in whole inactivated influenza virus vaccines. *The Journal of general virology*. 2016;97(7):1489-99.

Rovira À, Wattjes MP, Tintoré M, Tur C, Yousry TA, Sormani MP et al. MAGNIMS consensus guidelines on the use of MRI in multiple sclerosis—clinical implementation in the diagnostic process. *Nature Reviews Neurology*. 2015;11(8):471-82.

Schmitt-Thompson. Clinical Content. COVID-19 Resources. 2020. <https://www.stcc-triage.com/covid-19-resources>. Published 2020. Accessed 01 September 2020.

SPEAC. (Safety Platform for Emergency Vaccines) D2.3 Priority list of adverse events of special interest: COVID-19. Work Package: WP2 Standards and Tools. v1.1. 05 March 2020. https://media.tghn.org/articles/COVID-19_AESIs_SPEAC_V1.1_5Mar2020.pdf. Published 2020. Accessed 14 June 2020.

van Doremalen N, Lambe T, Spencer A, Belij-Rammerstorfer S, Purushotham JN, Port JR et al. ChAdOx1 nCoV-19 vaccine prevents SARS-CoV-2 pneumonia in rhesus macaques. *Nature* [Internet]. 2020 30 July 2020 [cited Access Date]. Available from: <https://doi.org/10.1038/s41586-020-2608-y>.

Waldrop G, Doherty M, Vitoria M, Ford N. Stable patients and patients with advanced disease: consensus definitions to support sustained scale up of antiretroviral therapy. *Tropical medicine & international health : TM & IH*. 2016;21(9):1124-30.

WHO. (World Health Organization) COVID-19 weekly epidemiological update. 18 October 2020. https://www.who.int/docs/default-source/coronaviruse/situation-reports/20201020-weekly-epi-update-10.pdf?sfvrsn=58786643_26&download=true. Published 2020. Accessed 23 October 2020.

Zhou P, Yang X-L, Wang X-G, Hu B, Zhang L, Zhang W et al. A pneumonia outbreak associated with a new coronavirus of probable bat origin. *Nature*. 2020.

Zhu N, Zhang D, Wang W, Li X, Yang B, Song J et al. A novel coronavirus from patients with pneumonia in China, 2019. *N Engl J Med*. 2020;382(8):727-33.

Zou G. A modified poisson regression approach to prospective studies with binary data. *Am J Epidemiol*. 2004;159(7):702-6.

SIGNATURE PAGE

This is a representation of an electronic record that was signed electronically and this page is the manifestation of the electronic signature

Document Name: d8110c00001-csp-amendment-3		
Document Title:	D8110C00001 Clinical Study Protocol Amendment 3	
Document ID:	Doc ID-004315165	
Version Label:	5.0 CURRENT LATEST APPROVED	
Server Date (dd-MMM-yyyy HH:mm 'UTC'Z)	Signed by	Meaning of Signature
26-Oct-2020 23:43 UTC	PPD [REDACTED]	Content Approval
26-Oct-2020 22:54 UTC	PPD [REDACTED]	Content Approval
26-Oct-2020 22:19 UTC	PPD [REDACTED]	Content Approval

Notes: (1) Document details as stored in ANGEL, an AstraZeneca document management system.

Clinical Study Protocol	
Study Intervention	AZD1222
Study Code	D8110C00001
Version	Amendment 4
Date	14 December 2020

TITLE PAGE

A Phase III Randomized, Double-blind, Placebo-controlled Multicenter Study in Adults to Determine the Safety, Efficacy, and Immunogenicity of AZD1222, a Non-replicating ChAdOx1 Vector Vaccine, for the Prevention of COVID-19

Sponsor Name:	AstraZeneca AB
Legal Registered Address:	151 85 Södertälje, Sweden
Regulatory Agency Identifier Number(s):	IND number 23522 NCT04516746 EudraCT number 2020-005226-28

This Clinical Study Protocol has been subject to a peer review according to AstraZeneca Standard procedures. The Clinical Study Protocol is publicly registered and the results are disclosed and/or published according to the AstraZeneca Global Policy on Bioethics and in compliance with prevailing laws and regulations.

Protocol Number: D8110C00001

Amendment Number: 4

Study Intervention: AZD1222

Study Phase: III

Short Title: Phase III Double-blind, Placebo-controlled Study of AZD1222 for the Prevention of COVID-19 in Adults

Study Physician Name and Contact Information will be provided separately

USA Coordinating Investigators: Ann Falsey, MD
University of Rochester School of Medicine
Rochester, NY

Magda Sobieszczyk, MD
Columbia University
New York, NY

PROTOCOL AMENDMENT SUMMARY OF CHANGES TABLE

DOCUMENT HISTORY	
Document	Date
Amendment 4	14 December 2020
Amendment 3	26 October 2020
Amendment 2	17 September 2020
Amendment 1	10 August 2020
Original Protocol	15 July 2020

Amendment 4 (14 December 2020)

This amendment is considered to be substantial based on the criteria set forth in Article 10(a) of Directive 2001/20/EC of the European Parliament and the Council of the European Union.

Overall Rationale for the Amendment:

The principal reason for this amendment was to incorporate revisions based on FDA feedback and clarifications of study processes. In addition, an immunogenicity cohort was added to expand upon cell-mediated immunity data.

Section # and Name	Description of Change	Brief Rationale	Substantial/ Non-substantial
Title Page	Corrected EudraCT number	Correction	Non-substantial
1.1 Synopsis, 3 Objectives and Endpoints, 9.4.1 General Considerations	Added text to indicate that participants unblinded to treatment assignment prior to having met the criteria for the primary efficacy endpoint will be censored at the date of unblinding.	Clarification	Non-substantial
1.1 Synopsis, 3 Objectives and Endpoints, 9.4.2.2 Secondary Endpoints, Appendix G (Table 15)	Revised the first secondary endpoint	To permit formal statistical comparison and inclusion as key secondary endpoint	Substantial
	Identified the 4 key secondary endpoints (added footnote c)	To indicate these are the endpoints that are multiplicity protected	
1.1 Synopsis, 4.1 Overall Design, 8.5.2.3 Assessment of Mucosal Responses, 8.5.2.4 Assessment of Cell-mediated Immune Response	Added an immunogenicity cohort of approximately 300 participants	To expand upon cell-mediated immunity data	Substantial
1.1 Synopsis, 4.1 Overall Design, 9.2 Sample Size Determination	Reduced the sample size from 40 000 back to the original number of 30 0000	Based on the efficacy already seen in the pooled analysis from the Oxford studies, and the large outbreak in the United States has increased the attack rate	Substantial
1.1 Synopsis, 9.2 Sample Size Determination	Changed attack rate for primary analysis from 0.6% to 0.8%	Given the reduction in sample size from 40 000 to 30 000	Non-substantial

Section # and Name	Description of Change	Brief Rationale	Substantial/ Non-substantial
1.3 Schedule of Activities (Table 2 and Table 3)	Revised Table 2 and Table 3 captions to include “Immunogenicity Cohort”	To address addition of immunogenicity cohort to study	Non-substantial
	Added the collection of PBMCs at Day 180 for sub-study and immunogenicity cohort participants to Table 3	To build on data regarding durability of cell-mediated immunity	
	Revised footnote f of Table 3 to indicate that PBMCs will be isolated from up to (instead of approximately) 300 participants in the substudy and approximately 300 participants in the immunogenicity cohort	To include the newly added immunogenicity cohort	
	In Table 3, indicated that assessment of nasal adsorption for SARS-CoV-2 mucosal responses is optional	Clarification	
	In Table 3, indicated that local and systemic predefined solicited AEs apply to the substudy only	Clarification	
1.3 Schedule of Activities (Table 2 and Table 3, footnote c), 6.5.2 Prohibited Concomitant Medications	Added text to indicate that experimental vaccinations, other than AZD1222, for prevention of SARS-CoV-2 or COVID-19 are prohibited. Also, noted that participants who choose to receive a licensed and/or authorized COVID-19 vaccine should inform the Investigator so it can be properly documented and they should be encouraged to continue study conduct.	To exclude experimental vaccinations other than AZD1222 and to allow participants access to emerging standard of care given the rapidly evolving COVID-19 vaccines landscape	Non-substantial
1.3 Schedule of Activities, 8.5 Human Biological Samples, 8.6.2 Other Study-related Biomarker Research, 8.7 Optional Genomics Initiative Sample, Appendix D	Removed Optional Genomics Initiative assessment	Due to kit build issues during the COVID-19 pandemic and lack of sample tube availability	Non-substantial

Section # and Name	Description of Change	Brief Rationale	Substantial/ Non-substantial
4.1 Overall Design, 8.1.1 Monitoring COVID-19 Symptoms	In the COVID-19 Qualifying Symptoms table, revised “must be present for ≥ 2 days” to “must be present for ≥ 2 <u>consecutive</u> days”	Clarification	Non-substantial
5.1 Inclusion Criteria (Table 6)	Under combined hormonal methods, changed “injectable” to “intravaginal”	Correction	Non-substantial
	Revised footnote c to specify that sexual abstinence is considered a highly effective method only if defined as refraining from heterosexual intercourse from <u>28 days prior to Day 1 through 60 days following administration of the second dose of study intervention</u> ... (instead of ‘during the entire period of the study’)	Clarification	
5.2 Exclusion Criteria	Added a note to Exclusion Criterion 10 to indicate that the AESIs outlined in Appendix F should be considered when evaluating a participant for this exclusion criterion	The presence of these AESIs may be a safety risk to the participant, affect the ability of the participant to participate in the study, or impair interpretation of the study data	Non-substantial
6.3.3 Procedures for Unblinding	Specified the procedures in the event a study participant is contacted about receiving a licensed and/or authorized COVID-19 vaccine	Clarification provided due to recent Emergency Use Authorizations for COVID-19 vaccines	Non-substantial
6.5.2 Prohibited Concomitant Medications	Clarified that routine vaccinations are permitted (as clinically indicated) 30 days after the second vaccination	Clarification	Non-substantial
8.1.2 Illness Visits	Added text to indicate that if symptoms persist despite a negative test result, Investigators should provide appropriate clinical follow-up of participants, as clinically indicated	PCR test is not 100% accurate and Investigators need to provide appropriate clinical follow-up of any ill participants	Non-substantial
8.1.3 Severe COVID-19	Revised statement to indicate that the severity of COVID-19 will be evaluated in participants with symptoms of COVID-19 (instead	To be consistent with CRF completion guidelines asking sites to complete the endpoint	Non-substantial

Section # and Name	Description of Change	Brief Rationale	Substantial/ Non-substantial
	of participants who test positive for SARS-CoV-2 by RT-PCR)	CRF regardless of the local PCR result	
8.3.9.1 Potential Neurological AESIs	Added clarification that the Investigator should evaluate the participant and refer to a neurologist as clinically indicated	Based on Investigator feedback	Non-substantial
9.1 Statistical Hypotheses, 9.4.2.1 Primary Endpoint, 9.4.4 Methods for Multiplicity Control	Specified that if the primary endpoint results of the interim or primary analysis are statistically significant, an additional analysis with 5% alpha will be performed once all participants have completed the first year of follow-up	To evaluate long-term efficacy based on 1 year of follow-up before the final analysis	Substantial
9.3 Populations for Analyses (Table 9)	For Per-protocol analysis set, specified that erroneously-treated participants who receive one dose of active study intervention and one dose of placebo, regardless of the sequence, will be excluded from this analysis set	Clarification	Non-substantial
	For the safety analysis set, specified that a participant who has on one or several occasions received active study intervention is classified as active <u>for all summaries, including summaries by dose</u>	Clarification	
9.4 Statistical Analyses	Added text to indicate when unblinding of personnel involved in the analyses of the study may occur	Clarification for timing of Sponsor unblinding	Non-substantial
9.4.2.1 Primary Endpoint, 9.5 Interim Analyses	Changed “not seropositive” to “seronegative”	Clarification	Non-substantial
9.4.3.1 Primary Endpoints	Clarified that AE analyses will include intercurrent events for safety due to potential unblinding of participants for administration of licensed and/or approved SARS-CoV-2 or COVID-19 vaccine	Clarification	Non-substantial

Section # and Name	Description of Change	Brief Rationale	Substantial/ Non-substantial
9.4.4 Methods for Multiplicity Control	Revised to indicate how the primary efficacy endpoints and 4 key secondary endpoints will be assessed	To address the Agency's request for having a secondary endpoint testing strategy	Substantial

TABLE OF CONTENTS

TITLE PAGE.....	1
PROTOCOL AMENDMENT SUMMARY OF CHANGES TABLE.....	3
TABLE OF CONTENTS.....	9
1 PROTOCOL SUMMARY	14
1.1 Synopsis	14
1.2 Schema	20
1.3 Schedule of Activities.....	20
2 INTRODUCTION	29
2.1 Study Rationale	29
2.2 Background	29
2.3 Benefit/Risk Assessment.....	31
2.3.1 Risk Assessment.....	32
2.3.2 Benefit Assessment.....	32
2.3.3 Overall Benefit: Risk Conclusion.....	32
3 OBJECTIVES AND ENDPOINTS	32
4 STUDY DESIGN	36
4.1 Overall Design.....	36
4.2 Scientific Rationale for Study Design	38
4.2.1 Rationale for Study Design and Participant Population	38
4.2.2 Rationale for Study Endpoints	39
4.3 Justification for Dose.....	39
4.4 End of Study Definition	40
5 STUDY POPULATION	41
5.1 Inclusion Criteria	41
5.2 Exclusion Criteria	43
5.3 Lifestyle Considerations	44
5.4 Screen Failures	44
6 STUDY INTERVENTION	45
6.1 Study Interventions Administered	45
6.1.1 Investigational Products.....	45
6.1.2 Dosing Instructions.....	46
6.2 Preparation/Handling/Storage/Accountability	46
6.2.1 Dose Preparation and Administration.....	47
6.2.1.1 AZD1222.....	47
6.2.1.2 Placebo	47
6.3 Measures to Minimize Bias: Randomization and Blinding	47
6.3.1 Randomization.....	47

6.3.2	Blinding.....	48
6.3.3	Procedures for Unblinding	48
6.4	Study Intervention Compliance.....	49
6.5	Concomitant Therapy.....	49
6.5.1	Permitted Concomitant Medications	49
6.5.2	Prohibited Concomitant Medications	49
6.6	Dose Modification	50
6.7	Intervention After the End of the Study.....	50
7	DISCONTINUATION OF STUDY INTERVENTION AND PARTICIPANT DISCONTINUATION/WITHDRAWAL.....	50
7.1	Discontinuation of Study Intervention.....	50
7.1.1	Study Suspension or Termination.....	51
7.2	Participant Withdrawal from the Study	51
7.3	Lost to Follow-up	52
8	STUDY ASSESSMENTS AND PROCEDURES	52
8.1	Efficacy Assessments.....	53
8.1.1	Monitoring COVID-19 Symptoms	53
8.1.2	Illness Visits	54
8.1.2.1	SARS-CoV-2 Testing and Other Virology Assessments.....	55
8.1.2.2	Digital Health Device	55
8.1.2.3	Illness e-Diary	56
8.1.3	Severe COVID-19	57
8.1.4	Medical Notes Review.....	57
8.1.5	Monitoring for Asymptomatic Infection.....	57
8.2	Safety Assessments.....	58
8.2.1	Physical Examinations	58
8.2.2	Vital Signs	58
8.2.3	Clinical Laboratory Assessments	58
8.3	Adverse Events and Serious Adverse Events.....	59
8.3.1	Time Period and Frequency for Collecting AE and SAE Information.....	59
8.3.2	Follow-up of AEs and SAEs	59
8.3.3	Causality Collection.....	60
8.3.4	Adverse Events Based on Signs and Symptoms	61
8.3.5	Adverse Events Based on Examinations and Tests	61
8.3.6	Hy’s Law	61
8.3.7	Solicited Adverse Events (Only for Substudy)	62
8.3.8	Medically Attended Adverse Events	63
8.3.9	Adverse Events of Special Interest	63
8.3.9.1	Potential Neurological AESIs	63
8.3.10	Reporting of Serious Adverse Events.....	65
8.3.11	Pregnancy.....	65
8.3.11.1	Maternal Exposure.....	65
8.3.12	Medication Error.....	66

8.3.13	Medical Device Deficiencies.....	66
8.4	Overdose	67
8.5	Human Biological Samples.....	67
8.5.1	Pharmacokinetics.....	67
8.5.2	Immunogenicity Assessments	68
8.5.2.1	SARS-CoV-2 Serology Assessments	68
8.5.2.2	SARS-CoV-2 Neutralizing Antibody Assessments	68
8.5.2.3	Assessment of Mucosal Responses	68
8.5.2.4	Assessment of Cell-mediated Immune Responses	68
8.5.2.5	Additional Serum Immunogenicity	69
8.5.3	Pharmacodynamics	69
8.6	Human Biological Sample Biomarkers	69
8.6.1	Collection of Mandatory Samples for Biomarker Analysis	69
8.6.1.1	Virologic Assessments.....	69
8.6.1.2	Assessment of Viral Shedding	70
8.6.2	Other Study-related Biomarker Research	70
8.7	Optional Genomics Initiative Sample.....	70
8.8	Medical Resource Utilization and Health Economics	70
9	STATISTICAL CONSIDERATIONS.....	70
9.1	Statistical Hypotheses	70
9.2	Sample Size Determination.....	71
9.3	POPULATIONS FOR ANALYSES	72
9.4	Statistical Analyses.....	73
9.4.1	General Considerations.....	74
9.4.2	Efficacy	75
9.4.2.1	Primary Endpoint.....	75
9.4.2.2	Secondary Endpoints	77
9.4.2.3	Exploratory Endpoints	78
9.4.3	Safety	79
9.4.3.1	Primary Endpoints	79
9.4.3.2	Other Safety Endpoints	79
9.4.4	Methods for Multiplicity Control	79
9.4.5	Sensitivity Analyses.....	81
9.4.6	Subgroup Analyses	81
9.5	Interim Analyses.....	81
9.6	Data Safety Monitoring Committee.....	82
10	SUPPORTING DOCUMENTATION AND OPERATIONAL CONSIDERATIONS.....	82
11	REFERENCES.....	124

LIST OF FIGURES

Figure 1	Study Design	20
Figure 2	Neurology Testing Algorithm	64

LIST OF TABLES

Table 1	Schedule of Activities: Screening Period	21
Table 2	Schedule of Activities: Treatment and Follow-up Period – Main Study (Excluding Substudy and Immunogenicity Cohort Participants).....	22
Table 3	Schedule of Activities: Treatment and Follow-up Period – Substudy and Immunogenicity Cohort (USA Participants Only)	24
Table 4	Schedule of Activities: Illness Visits (Participants with Qualifying Clinical Symptoms)	27
Table 5	Objectives and Endpoints.....	32
Table 6	Highly Effective Methods of Contraception.....	42
Table 7	Investigational Products.....	45
Table 8	List of Predefined Solicited Adverse Events for Reactogenicity Assessment.....	62
Table 9	Populations for Analysis	72
Table 10	Tables for Clinical Abnormalities: Local Reactions to Injectable Product	96
Table 11	Tables for Clinical Abnormalities: Vital Signs	97
Table 12	Tables for Clinical Abnormalities: Systemic (General or Illness)	98
Table 13	Adverse Events of Special Interest.....	99
Table 14	List of Potential Immune-mediated Medical Conditions.....	101
Table 15	Overview of Primary and Secondary Efficacy Objectives, Endpoints, and Associated Case Definitions.....	105

LIST OF APPENDICES

Appendix A	Regulatory, Ethical, and Study Oversight Considerations.....	83
Appendix B	Adverse Events: Definitions and Procedures for Recording, Evaluating, Follow-up, and Reporting	89
Appendix C	Handling of Human Biological Samples	93
Appendix D	Toxicity Grading Scales for Solicited Adverse Events	95
Appendix E	Adverse Events of Special Interest.....	99

Appendix F	Overview of Primary and Secondary Efficacy Objectives, Endpoints, and Associated Case Definitions.....	104
Appendix G	Abbreviations	111
Appendix H	Protocol Amendment History.....	113

1 PROTOCOL SUMMARY

1.1 Synopsis

Protocol Title: A Phase III Randomized, Double-blind, Placebo-controlled Multicenter Study in Adults to Determine the Safety, Efficacy, and Immunogenicity of AZD1222, a Non-replicating ChAdOx1 Vector Vaccine, for the Prevention of COVID-19

Short Title: Phase III Double-blind, Placebo-controlled Study of AZD1222 for the Prevention of COVID-19 in Adults

Rationale: The aim of the study is to assess the safety, efficacy, and immunogenicity of AZD1222 for the prevention of COVID-19. The COVID-19 pandemic has caused major disruption to healthcare systems with significant socioeconomic impacts. Currently, there are no specific treatments available against COVID-19 and accelerated vaccine development is urgently needed. A safe and effective vaccine for COVID-19 prevention would have significant public health impact.

Objectives and Endpoints

Objective ^a	Estimand ^b Description/Endpoint
PRIMARY	
1 To estimate the efficacy of 2 IM doses of AZD1222 compared to placebo for the prevention of COVID-19 in adults ≥ 18 years of age	Population: Fully vaccinated analysis set
	Endpoint: A binary response, whereby a participant with negative serostatus at baseline is defined as a COVID-19 case if their first case of SARS-CoV-2 RT-PCR-positive symptomatic illness occurs ≥ 15 days post second dose of study intervention. Otherwise, a participant is not defined as a COVID-19 case.
	Intercurrent events: For participants who withdraw from the study prior to having met the criteria for the primary efficacy endpoint, absence of data following these participants' withdrawal will be treated as missing (ie, counted as not having met the criteria); participants who withdraw before 15 days post second dose or who have a case prior to 15 days post second dose will be excluded from primary endpoint analysis. Participants unblinded to treatment assignment prior to having met the criteria for the primary efficacy endpoint will be censored at the date of unblinding.
	Summary measure: VE, calculated as 1-relative risk. (Relative risk is the incidence of infection in the vaccine group relative to the incidence of infection in the control group.)

Objective ^a	Estimand ^b Description/Endpoint
2 To assess the safety and tolerability of 2 IM doses of AZD1222 compared to placebo in adults ≥ 18 years of age	a) Incidence of AEs for 28 days post each dose of study intervention
	b) Incidence of SAEs, MAAEs, and AESIs from Day 1 post treatment through Day 730
3 To assess the reactogenicity of 2 IM doses of AZD1222 compared to placebo in adults ≥ 18 years of age (Substudy only)	Incidence of local and systemic solicited AEs for 7 days post each dose of study intervention
SECONDARY	
1 To estimate the efficacy of 2 IM doses of AZD1222 compared to placebo for the prevention of SARS-CoV-2 infection	The incidence of the first post-treatment response (negative at baseline to positive post treatment with study intervention) for SARS-CoV-2 Nucleocapsid antibodies occurring ≥ 15 days post second dose of study intervention ^c
2 To estimate the efficacy of 2 IM doses of AZD1222 compared to placebo for the prevention of symptomatic COVID-19 using CDC criteria	The incidence of the first case of SARS-CoV-2 RT-PCR-positive symptomatic illness occurring ≥ 15 days post second dose of study intervention using CDC criteria
3 To estimate the efficacy of 2 IM doses of AZD1222 compared to placebo for the prevention of University of Oxford-defined symptomatic COVID-19	The incidence of the first case of SARS-CoV-2 RT-PCR-positive symptomatic illness occurring ≥ 15 days post second dose of study intervention using University of Oxford-defined symptom criteria
4 To estimate the efficacy of 2 IM doses of AZD1222 compared to placebo in the prevention of COVID-19 in all study participants, regardless of evidence of prior SARS-CoV-2 infection	The incidence of the first case of SARS-CoV-2 RT-PCR-positive symptomatic illness occurring ≥ 15 days post second dose of study intervention regardless of evidence of prior SARS-CoV-2 infection ^c
5 To estimate the efficacy of 2 IM doses of AZD1222 compared to placebo for the prevention of severe or critical symptomatic COVID-19	The incidence of SARS-CoV-2 RT-PCR-positive severe or critical symptomatic illness occurring ≥ 15 days post second dose of study intervention ^c
6 To estimate the efficacy of 2 IM doses of AZD1222 compared to placebo for the prevention of COVID-19-related Emergency Department visits	The incidence of COVID-19-related Emergency Department visits occurring ≥ 15 days post second dose of study intervention ^c
7 To assess antibody responses to AZD1222 S antigen following 2 IM doses of AZD1222 or placebo (Substudy and Illness Visits only)	a) Post-treatment GMTs and GMFRs from day of dosing baseline value to 28 days post each dose in SARS-CoV-2 S, RBD antibodies (MSD serology assay)
	b) The proportion of participants who have a post-treatment seroresponse (≥ 4-fold rise in titers from day of dosing baseline value to 28 days post each dose) to the S, RBD antigens of AZD1222 (MSD serology assay)
8 To determine anti-SARS-CoV-2 neutralizing antibody levels in serum	a) Post-treatment GMTs and GMFRs from day of dosing baseline value to 28 days post each dose in SARS-CoV-2 neutralizing antibodies (wild-type assay or pseudo-neutralization assay)

Objective ^a	Estimand ^b Description/Endpoint
following 2 IM doses of AZD1222 or placebo (Substudy and Illness Visits only)	b) Proportion of participants who have a post-treatment seroresponse (\geq 4-fold rise in titers from day of dosing baseline value to 28 days post each dose) to AZD1222 as measured by SARS-CoV-2 neutralizing antibodies (wild-type assay or pseudo-neutralization assay)

^a Substudy: The substudy will be conducted only in the USA. The first participants randomized in each age group in the USA, including 1 500 participants 18 to 55 years of age, 750 participants 56 to 69 years of age, and 750 participants \geq 70 years of age, will also participate in a substudy assessing the reactogenicity and immunogenicity of AZD1222.

Illness Visits: Participants who present with qualifying symptoms will be tested for SARS-CoV-2 and if positive, will complete illness visits.

^b Estimand is the target of estimation to address the scientific question of interest posed by the primary objective. Attributes of an estimand include the population of interest, the variable (or endpoint) of interest, the specification of how intercurrent events are reflected in the scientific question of interest, and the population-level summary for the variable.

^c Key secondary endpoint.

AE = adverse event; AESI = adverse event of special interest; CDC = Centers for Disease Control and Prevention; COVID-19 = coronavirus disease 2019; GMFR = geometric mean fold rise; GMT = geometric mean titer; IFN- γ = interferon-gamma; IM = intramuscular; MAAE = medically attended adverse event; MSD = Meso Scale Discovery; RT-PCR = reverse transcriptase polymerase chain reaction; RBD = receptor binding domain; S = Spike; SAE = serious adverse event; SARS-CoV-2 = severe acute respiratory syndrome-coronavirus-2; USA = United States of America; VE = vaccine efficacy.

For exploratory objectives, see Section 3.

Overall Design: D8110C00001 is a Phase III randomized, double-blind, placebo-controlled multicenter study assessing the safety, efficacy, and immunogenicity of AZD1222 compared to placebo for the prevention of COVID-19. Approximately 300 sites globally will participate in this study.

Participants will be adults \geq 18 years of age who are healthy or have medically-stable chronic diseases, and are at increased risk for SARS-CoV-2 acquisition and COVID-19.

Approximately 30 000 participants will be randomized in a 2:1 ratio to receive 2 IM doses of either 5×10^{10} vp (nominal, $\pm 1.5 \times 10^{10}$ vp) AZD1222 (n = approximately 20 000) or saline placebo (n = approximately 10 000) 4 weeks apart, on Days 1 and 29. Randomization will be stratified by age (\geq 18 to $<$ 65 years, and \geq 65 years), with at least 25% of participants to be enrolled in the older age stratum. Participants who received their first dose of study intervention between 28 August 2020 and 06 September 2020 will receive their second dose of study intervention outside of the study window.

All participants will be assessed for efficacy and safety. The first participants randomized in each age group in the USA, including 1 500 participants 18 to 55 years of age, 750 participants 56 to 69 years of age, and 750 participants \geq 70 years of age, will also participate in a substudy assessing the reactogenicity and immunogenicity of AZD1222.

To further investigate cell-mediated immunogenicity, in particular Th1/Th2 responses, after AZD1222 or placebo administration, an immunogenicity cohort of approximately 300 participants will be added.

A PSRT will provide support for blinded safety surveillance during the study. Additionally, an independent COVID-19 Vaccine DSMB organized by the National Institutes of Health, National Institute for Allergy and Infectious Diseases, will provide oversight, to ensure safe and ethical conduct of the study. An independent Neurological AESI Expert Committee will be available to review and provide advice to the PSRT and the COVID-19 Vaccine DSMB on request about the diagnosis and causality assessment of selected neurological AESIs.

Participants will remain on study for 2 years following administration of the first dose of study intervention (Day 730). If AZD1222 is proven to be safe and efficacious based on the primary endpoint analysis, following discussion at that time with the US FDA, other Regulators if appropriate, and the COVID-19 Vaccine DSMB, participants allocated to the placebo group will be offered AZD1222 when doses are available. Placebo participants treated with AZD1222 will continue to be followed in the study.

Disclosure Statement: This is a parallel-group preventive study with 2 arms that is participant-, investigator-, and Sponsor-blinded.

Number of Participants: Approximately 33 000 participants will be screened to achieve up to approximately 30 000 participants randomly assigned to study intervention, including approximately 20 000 participants randomized to the AZD1222 arm and approximately 10 000 participants randomized to the saline placebo arm.

Note: 'Enrolled' means a participant's, or their legally acceptable representative's, agreement to participate in a clinical study following completion of the informed consent process. Potential participants who are screened for the purpose of determining eligibility for the study, but are not randomly assigned in the study, are considered 'screen failures.'

Intervention Groups and Duration: Participants will be randomized in a 2:1 ratio to receive 2 IM doses of 5×10^{10} vp (nominal, $\pm 1.5 \times 10^{10}$ vp) AZD1222 or saline placebo. Study intervention will be administered on Day 1 and Day 29.

Data Monitoring Committee: Yes

Statistical Methods

Primary efficacy endpoint

The primary efficacy endpoint is a binary response, whereby a participant with negative serostatus at baseline is defined as a COVID-19 case if their first case of SARS-CoV-2

RT-PCR-positive symptomatic illness occurs ≥ 15 days post second dose of study intervention. Otherwise, a participant is not defined as a COVID-19 case.

Sample size

Approximately 33 000 participants will be screened such that approximately 30 000 participants will be randomized in a 2:1 ratio to receive 2 IM doses of either 5×10^{10} vp (nominal, $\pm 1.5 \times 10^{10}$ vp) AZD1222 (the active group, n = approximately 20 000) or saline placebo (the control group, n = approximately 10 000) 4 weeks apart, on Days 1 and 29.

The sample size calculations are based on the primary efficacy endpoint and were derived following a modified Poisson regression approach (Zou 2004). The calculations account for an interim and primary analysis, and the timing of these analyses will be driven by the number of events observed in the study. The interim analysis will be carried out when approximately 50% of the total amount of statistical information is available. A Lan-DeMets alpha-spending function has been used to control the overall type I error at 5% with 0.31% alpha at the interim analysis and 4.9% at the primary analysis. The calculations assume minimal loss to follow-up as it is anticipated that participants will remain engaged in the study. All participants will be followed for the entire duration of the study.

For the primary efficacy analysis, approximately 150 events meeting the primary efficacy endpoint definition within the population of participants who are not seropositive at baseline are required across the active and control groups to detect a VE of 60% with $> 90\%$ power. These calculations assume an observed attack rate of approximately 0.8% and are based on a 2-sided test, where the lower bound of the 2-sided 95.10% CI for VE is required to be greater than 30% with an observed point estimate of at least 50%.

An interim efficacy analysis will be conducted when approximately 75 events meeting the primary endpoint definition have been reported across the active and control groups within the population of participants who are not seropositive at baseline, which will give $> 70\%$ power to detect a VE of 70% and $> 90\%$ power to detect a VE of 75%. These calculations assume an observed attack rate of approximately 0.4% and are based on a 2-sided test, where the lower bound of the 2-sided 99.69% CI for VE is required to be greater than 30% with an observed point estimate of at least 50%. A statistically significant finding at the interim analysis will not be considered a reason to stop the study, but instead will be interpreted as early assessment of efficacy.

Primary estimand

The primary estimand will be used for the analysis of the primary efficacy endpoint. It will be based on participants in the fully vaccinated analysis set, defined as all randomized participants who are seronegative at baseline, receive 2 doses of study intervention, and who

remain on-study 15 days after their second dose without having had a prior SARS-CoV-2 RT-PCR-positive confirmed COVID-19 infection, analyzed according to their randomized treatment. For participants with multiple events, only the first occurrence will be used for the primary efficacy endpoint analysis. The set of intercurrent events for this estimand consists of participants who withdraw from the study or are unblinded to treatment assignment prior to having met the primary efficacy endpoint. The intercurrent event of early study withdrawal will be handled using the treatment policy strategy and the absence of data following these participants' withdrawal will be treated as missing (ie, counted as not having met the criteria). Participants unblinded to treatment assignment prior to having met the criteria for the primary efficacy endpoint will be censored at the date of unblinding. Participants who withdraw before 15 days post second dose or who have a case prior to 15 days post second dose will be excluded from primary endpoint analysis.

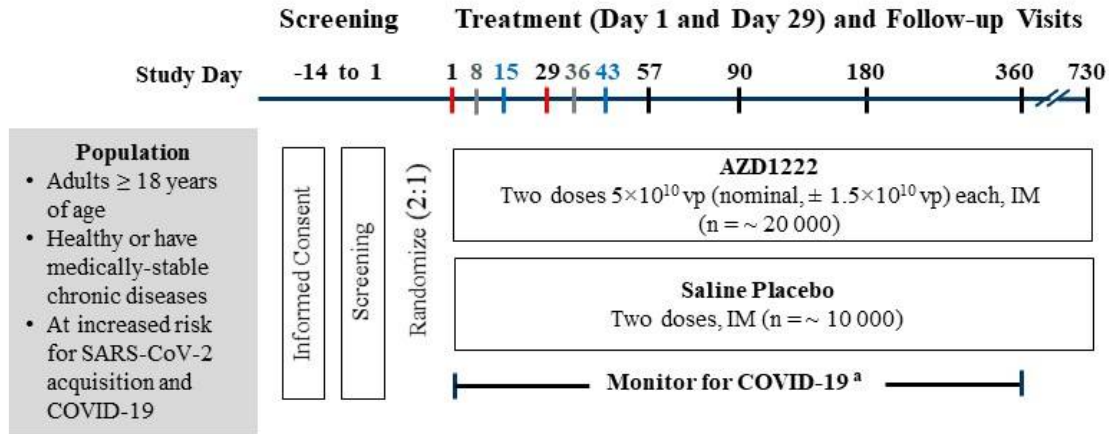
Primary efficacy analysis

As the primary efficacy analysis, the plan is to use the primary estimand and a Poisson regression model with robust variance ([Zou 2004](#)) to analyze the primary efficacy endpoint, including study arm and age as covariates as well as the log of the follow-up time as an offset. The VE will be estimated from the model, which will give the RRR in the incidence of SARS-CoV-2 RT-PCR-positive symptomatic illness. VE is calculated as $RRR = 100 * (1 - \text{relative risk})$, which is the incidence of infection in the vaccine group relative to the incidence of infection in the control group expressed as a percentage. At the interim analysis, the VE will be presented with a 2-sided 99.69% CI, and statistical significance will be achieved if the 2-sided 99.69% CI is $> 30\%$. The success criterion for the interim analysis will be statistical significance with an observed VE point estimate of at least 50%. At the primary analysis, VE will be presented with a 2-sided 95.10% CI, and statistical significance will be achieved if the 2-sided 95.10% CI is $> 30\%$. The success criterion for the primary analysis of the study will be statistical significance with an observed VE point estimate of at least 50%.

Model assumptions will be checked and the robustness of the primary analysis will be assessed. The Poisson regression model with robust variance has the flexibility for exploring multiple imputation approaches using, eg, the observed placebo attack rate to impute missing data. If the Poisson regression model with robust variance fails to converge, an alternative approach will be implemented. Full details will be documented in the SAP.

1.2 Schema

Figure 1 Study Design



^a Participants who present with qualifying symptoms will be tested for SARS-CoV-2 and if positive, will complete illness visits.

Red bars (Day 1 and Day 29): Administration of study intervention.

Gray bars (Day 8 and Day 36): Visits will be telephone contacts, not study site visits.

Blue bars (Day 15 and Day 43): Visits will only be for participants in the substudy. The first participants randomized in each age group in the USA, including 1 500 participants 18 to 55 years of age, 750 participants 56 to 69 years of age, and 750 participants ≥ 70 years of age, will also participate in a substudy assessing the reactogenicity and immunogenicity of AZD1222.

COVID-19 = coronavirus disease 2019; IM = intramuscular; SARS-CoV-2 = severe acute respiratory syndrome-coronavirus-2; USA = United States of America; vp = viral particles.

1.3 Schedule of Activities

The SoA tables include:

- [Table 1](#), Screening Period
- [Table 2](#), Treatment and Follow-Up Period – Main Study (Excluding Substudy Participants)
- [Table 3](#), Treatment and Follow-Up Period – Substudy and Immunogenicity Cohort
- [Table 4](#), Illness Visits (Participants with Qualifying Clinical Symptoms)

Table 1 Schedule of Activities: Screening Period

Procedure / Study Day	Day -14 to Day 1 ^a	For details see Section
Informed consent: main study	X	5.1
Assignment SID number	X	6.3
Medical history	X	5.1, 5.2
Complete physical examination, including height and weight	X	8.2.1
Vital signs (including pulse oximetry)	X	8.2.2
Pregnancy test – urine or serum (WOCBP only) ^b	X	8.2.3
Assessment of SAEs	X	8.3
Concomitant medications	X	6.5
Verify eligibility criteria	X	5.1, 5.2

^a If screening and dosing occur at the same visit, only one evaluation is required.

^b If urine tests positive or indeterminate, a quantitative serum β -hCG will be performed for confirmation.

β -hCG = beta-human chorionic gonadotropin; SAE = serious adverse event; SID = subject identification; WOCBP = women of childbearing potential.

Table 2 Schedule of Activities: Treatment and Follow-up Period – Main Study (Excluding Substudy and Immunogenicity Cohort Participants)

Procedure	Treatment and Follow-up Period									For details see Section
Day	1	8 ^a	29	36 ^a	57	90	180	360	730	
Window (days)	NA	± 3	-3 to +7	± 3	± 3	± 5	± 10	± 15	± 30	

^a Not a study site visit; participants will be contacted by telephone for safety monitoring.

^b If urine tests positive or indeterminate, a quantitative serum β-HCG will be performed for confirmation.

^c Vaccinations, other than AZD1222, for prevention of SARS-CoV-2 or COVID-19 should be recorded if administered at any time during the study.

^d Weekly contact with participants to remind them to present to the study site for SARS-CoV-2 testing if they have qualifying symptoms.

AE = adverse event; AESI = adverse event of special interest; β-hCG = beta-human chorionic gonadotropin; MAAE = medically attended adverse event; NA = not applicable; SAE = serious adverse event; SARS-CoV-2 = severe acute respiratory syndrome-coronavirus-2; WOCBP = women of childbearing potential.

Table 3 Schedule of Activities: Treatment and Follow-up Period – Substudy and Immunogenicity Cohort (USA Participants Only)

Procedure	Treatment and Follow-up Period											For details see Section	
	Day	1	8 ^a	15	29	36 ^a	43	57	90	180	360		730
Window (days)	NA	± 3	± 1	-3 to +7	± 3	± 3	± 3	± 5	± 10	± 15	± 30		
PBMCs for assessment of B-cell and T-cell responses ^f	X (predose)		X				X			X			8.5.2
Serum sample for SARS-CoV-2 nAbs assessment	X (predose)		X	X (predose)			X	X		X	X		
Nasal adsorption for SARS-CoV-2 mucosal responses (optional)	X (predose)		X	X (predose)			X	X		X	X		
Serum sample for ACE2 competition serology	X (predose)			X (predose)				X		X			
Safety assessments													
Local and systemic predefined solicited AEs (recorded daily by participant in Solicited AE e-Diary) - Substudy only	X (through Day 8)				X (through Day 36)								8.3.7
AEs	X	X	X	X	X	X	X	X					8.3
SAEs, MAAEs, and AESIs	X	X	X	X	X	X	X	X	X	X	X	X	
Telephone contact for safety monitoring		X				X							




Table 3 Schedule of Activities: Treatment and Follow-up Period – Substudy and Immunogenicity Cohort (USA Participants Only)

Procedure	Treatment and Follow-up Period											For details see Section
	Day	1	8 ^a	15	29	36 ^a	43	57	90	180	360	
Window (days)	NA	± 3	± 1	-3 to +7	± 3	± 3	± 3	± 3	± 5	± 10	± 15	± 30

- ^a Not a study site visit; participants will be contacted by telephone for safety monitoring.
- ^b If urine tests positive or indeterminate, a quantitative serum β-hCG will be performed for confirmation.
- ^c Vaccinations, other than AZD1222, for prevention of SARS-CoV-2 or COVID-19 should be recorded if administered at any time during the study.
- ^d Participants who received their first dose of study intervention between 28 August 2020 and 06 September 2020, will receive their second dose of study intervention outside of the study window.
- ^e Weekly contact with participants to remind them to present to the study site for SARS-CoV-2 testing if they have qualifying symptom.
- ^f PBMCs will be isolated from up to 300 participants in the substudy and approximately 300 participants in the immunogenicity cohort at select study sites, as outlined in the laboratory manual.

ACE2 = angiotensin-converting enzyme 2; AE = adverse event (treatment-emergent); AESI = adverse event of special interest; β-hCG = beta-human chorionic gonadotropin; CoV = coronavirus; COVID-19 = coronavirus disease 2019; MAAE = medically attended adverse event; NA = not applicable; nAb = neutralizing antibody; PBMC = peripheral blood mononuclear cell; SAE = serious adverse event; SARS-CoV-2 = severe acute respiratory syndrome-coronavirus-2; USA = United States of America; WOCBP = women of childbearing potential.

Table 4 Schedule of Activities: Illness Visits (Participants with Qualifying Clinical Symptoms)

Procedure ^a	Site Visit	Home Collection by Participant				Site Visit for SARS-CoV-2 Positive Participants Only			For details see Section	
	Day	1	3	5	8	11	14	21		28
Window (days)	NA	± 1	± 1	± 2	± 2	± 2	± 2	± 2	± 2	
Medical history	X						X	X	X	8.1
Brief physical examination	X						X	X	X	8.2.1
Vital signs (including pulse oximetry)	X						X	X	X	8.2.2
Concomitant medication									6.5	
Efficacy assessments										
Digital health device									8.1.2.2	
Symptoms associated with COVID-19 (recorded daily by participant in Illness e-Diary)									8.1.2.3	
Virology assessments										
Nasal swab for SARS-CoV-2 RT-PCR (local laboratory)	X									8.1.2.1
Nasopharyngeal swab										
SARS-CoV-2 RT-PCR (central laboratory)	X						X	X	X	8.1.2.1
SARS-CoV-2 sequencing (central laboratory)	X						X			
Respiratory panel	X									8.6.1.1
Saliva sample for viral shedding ^b	X	X	X	X	X	X	X	X	X	8.6.1.2
Immunogenicity assessments										
PBMCs for B-cell and T-cell responses	X ^c						X			8.5.2
Serum sample for SARS-CoV-2 nAbs assessment	X						X		X	
Nasal adsorption for SARS-CoV-2 mucosal responses (optional)	X						X		X	

2 INTRODUCTION

AZD1222 is being developed for the prevention of COVID-19. AZD1222 is a recombinant replication-defective chimpanzee adenovirus expressing the SARS-CoV-2 S surface glycoprotein driven by the human cytomegalovirus major immediate early promoter that includes intron A with a human tPA leader sequence at the N terminus.

2.1 Study Rationale

The aim of the study is to assess the safety, efficacy, and immunogenicity of AZD1222 for prevention of COVID-19. The COVID-19 pandemic has caused major disruption to healthcare systems with significant socioeconomic impacts. Currently, there are no licensed preventions available against COVID-19 and accelerated vaccine development is urgently needed. A safe and effective vaccine for COVID-19 prevention would have significant global public health impact.

2.2 Background

In December 2019, a cluster of patients with pneumonia of unknown cause was linked to a seafood wholesale market in Wuhan, China and were later confirmed to be infected with a novel coronavirus, known as 2019-nCoV (Zhu et al 2020). The virus was subsequently renamed to SARS-CoV-2 because it is similar to the coronavirus responsible for SARS-CoV, a lineage B *Betacoronavirus*. SARS-CoV-2 shares more than 79% of its sequence with SARS-CoV, and 50% with the coronavirus responsible for MERS-CoV, a member of the lineage C *Betacoronavirus* (Lu et al 2020). COVID-19 is the infectious disease caused by SARS-CoV-2. By January 2020 there was increasing evidence of human-to-human transmission as the number of cases rapidly began to increase in China. Spread of the virus has been rapid and now encompasses the globe. The WHO declared the novel coronavirus a pandemic on 11 March 2020. As of 18 October 2020, there have been more than 40 million confirmed cases and > 1.1 million deaths globally (WHO 2020). It is believed that evolution of the pandemic will vary across countries, affected in part by different containment strategies ranging from extreme lockdown to relative inaction. As a result, there may be regional waves of the disease and pockets of vulnerable populations. Globally, governments have acknowledged that an effective vaccine against COVID-19 is the only way to guarantee a safe and sustained exit strategy from repeated lockdowns.

CoVs are spherical, enveloped viruses with positive-sense single-stranded RNA genomes. One fourth of their genome is responsible for coding structural proteins, such as the S glycoprotein, envelope, membrane, and nucleocapsid proteins. Envelope, membrane, and nucleocapsid proteins are mainly responsible for virion assembly whilst the S protein is involved in receptor binding, mediating virus entry into host cells during CoVs infection via different receptors (Li 2016). SARS-CoV-2 belongs to the phylogenetic lineage B of the genus *Betacoronavirus* and it recognizes the ACE2 as the entry receptor (Zhou et al 2020). It

is the seventh CoV known to cause human infections and the third known to cause severe disease after SARS-CoV and MERS-CoV.

AZD1222 is a recombinant replication-defective chimpanzee adenovirus expressing the SARS-CoV-2 S surface glycoprotein. Development of AZD1222, previously referred to as ChAdOx1 nCoV-19, was initiated by the University of Oxford with subsequent transfer of development activities to the Sponsor. Nonclinical studies found AZD1222 to be immunogenic in BALB/c and CD-1 mice, ferret, porcine, and NHP models. Whilst a single dose of AZD1222 induced antigen-specific antibody and T-cell responses, a booster immunization enhanced antibody responses, particularly in pigs, with significant increases in SARS-CoV-2 neutralising antibody titres ([Graham et al 2020](#)). Further, in a SARS-CoV-2 challenge NHP model, a single administration of AZD1222 significantly reduced viral load in bronchoalveolar lavage fluid and respiratory tract tissue of vaccinated rhesus macaques as compared to vector controls. Importantly, no evidence of VAERD following SARS-CoV-2 challenge in vaccinated rhesus macaques was observed ([van Doremalen et al 2020](#)).

The clinical development program for AZD1222 was initiated by the University of Oxford, and currently has 4 ongoing studies being conducted in the UK (FIH COV001 [NCT04324606], COV002 [NCT04400838]), Brazil (COV003 [ISRCTN89951424]), and South Africa (COV005 [NCT04444674]). The Sponsor, in addition to this study, has 2 ongoing studies in Russia (D8111C00001 [NCT04540393]) and Japan (D8111C00002).

Preliminary unblinded data are available for the FIH Study COV001 and Study COV002. Study COV001 enrolled the first participant on 23 April 2020 and completed enrollment on 21 May 2020 with 1 077 participants. Preliminary data as of 24 July 2020 from 544 participants who received at least one dose of 5×10^{10} vp AZD1222 and 10 participants who received a second dose of 5×10^{10} vp AZD1222 4 weeks later found the vaccine was generally tolerated, with no treatment-related SAEs reported through 28 days post dose. The most common local solicited AEs were vaccination site pain and tenderness. The most common systemic solicited AEs were chills, feverishness, fever, headache, malaise, and myalgia. The majority of events were mild or moderate in severity and resolved within 1 to 7 days. Following the second dose, a general attenuation in the incidence and severity of local and systemic solicited AEs was observed.

Preliminary immunogenicity data from Study COV001 suggest that a single dose can elicit both humoral and cellular immunogenicity responses and that antibody responses are boosted after a second dose. S-specific T-cell responses peaked on Day 14. Anti-S IgG responses rose by Day 28, and were boosted 3-fold following a second dose.

Neutralizing antibody responses against SARS-CoV-2 were detected in 32 (91%) of 35 participants after a single dose when measured in microneutralization assay (MNA₈₀) and in 35 (100%) participants when measured in plaque reduction neutralization test (PRNT₅₀).

After the second dose, all participants had neutralizing activity (9 of 9 in MNA₈₀ at Day 42 and 10 of 10 in Marburg virus neutralization assay on Day 56). Neutralizing antibody responses correlated strongly with antibody levels measured by ELISA (Folegatti et al 2020b).

As of 01 October 2020, Study COV002 enrolled 10 013 participants, including 5 152 participants who received at least one dose of AZD1222 ranging from 2.2×10^{10} vp to 5×10^{10} vp. Based on preliminary data as of 24 July 2020, the local and systemic solicited-AE profile following a single dose of 5×10^{10} vp in participants 18 to 55 years of age was generally comparable to results in Study COV001. In general, a decline in the incidence and severity of solicited AEs was observed across the age groups (18-55, 56-69, and ≥ 70 years).

Another ChAdOx1-vectored vaccine expressing the full-length S protein from a related betacoronavirus, MERS-CoV, has been given to 53 participants as part of 2 ongoing dose-escalation Phase I studies (MERS001 [NCT03399578] and MERS002 [NCT04170829], sponsored by the University of Oxford) at doses ranging from 5×10^9 vp to 5×10^{10} vp. Preliminary immunogenicity data from MERS001 suggested that a single dose of ChAdOx1 MERS can elicit both humoral and cellular responses. Overall, the vaccine was safe and generally well tolerated, with no serious adverse reactions reported in either study.

The ChAdOx1 platform has been used in 14 clinical studies sponsored by the University of Oxford with immunogens from multiple pathogens such as influenza, tuberculosis, malaria, chikungunya, Zika, MERS-CoV, and Meningitis B. Over 360 healthy adult participants have received ChAdOx1-vectored vaccines in these studies. These vaccines demonstrated robust immunogenicity after a single dose and favorable safety profiles, with no vaccine-related SAEs.

See the AZD1222 IB, Sections 4 and 5 for additional information on nonclinical and clinical studies, respectively, of AZD1222 and related ChAdOx1-vectored vaccines. Detail on the development and chemistry of AZD1222 is provided in the IB, Section 3.

Overall, the preliminary data from the AZD1222 clinical and nonclinical studies, and the acceptable safety and efficacy data for the MERS-CoV vaccine and other ChAdOx1-vectored vaccines, support further development of AZD1222 for the prevention of COVID-19.

2.3 Benefit/Risk Assessment

More detailed information about the known and expected benefits and potential risks of AZD1222 can be found in the AZD1222 IB.

2.3.1 Risk Assessment

AZD1222

Based on preliminary clinical data from Study COV001 and Study COV002, the most common local solicited AEs were vaccination site pain and tenderness. Common systemic solicited AEs across the 2 studies included chills, feverishness, fever, fatigue, headache, joint pain, malaise, and myalgia. The majority of events were mild or moderate in severity and resolved within 1 to 7 days (Section 2.2 and AZD1222 IB).

There are no identified risks for AZD1222. Important potential risks are immunologic reactions: serious hypersensitivity (anaphylactic reactions) and vasculitides; neurologic reactions: demyelinating diseases; and vaccine-associated enhanced respiratory disease. A summary of risks associated with AZD1222 and safety information reported across the AZD1222 clinical studies are provided in the current version of the AZD1222 IB.

2.3.2 Benefit Assessment

Recipients of AZD1222 do not have any guaranteed benefit, however, AZD1222 may be efficacious and offer participants protection from COVID-19. The information gained from this study will inform development decisions.

2.3.3 Overall Benefit: Risk Conclusion

For the safety of participants, the protocol has incorporated various risk mitigation measures including appropriate inclusion and exclusion criteria, close monitoring of participants, and stopping criteria. An independent DSMB will provide study oversight, evaluating cumulative safety and other clinical data at regular intervals. Taking these measures into account, the potential risks identified in association with AZD1222 are justified by the anticipated benefit that may be afforded to participants for the prevention of COVID-19.

3 OBJECTIVES AND ENDPOINTS

Table 5 Objectives and Endpoints

Objective ^a	Estimand ^b Description/Endpoint
PRIMARY	
1 To estimate the efficacy of 2 IM doses of AZD1222 compared to placebo for the prevention of COVID-19 in adults ≥ 18 years of age	<p>Population: Fully vaccinated analysis set</p> <p>Endpoint: A binary response, whereby a participant with negative serostatus at baseline is defined as a COVID-19 case if their first case of SARS-CoV-2 RT-PCR-positive symptomatic illness occurs ≥ 15 days post second dose of study intervention. Otherwise, a participant is not defined as a COVID-19 case.</p>

Table 5 Objectives and Endpoints

Objective ^a	Estimand ^b Description/Endpoint
	<p>Intercurrent events: For participants who withdraw from the study prior to having met the criteria for the primary efficacy endpoint, absence of data following these participants' withdrawal will be treated as missing (ie, counted as not having met the criteria); participants who withdraw before 15 days post second dose or who have a case prior to 15 days post second dose will be excluded from primary endpoint analysis. Participants unblinded to treatment assignment prior to having met the criteria for the primary efficacy endpoint will be censored at the date of unblinding.</p> <p>Summary measure: VE, calculated as 1-relative risk. (Relative risk is the incidence of infection in the vaccine group relative to the incidence of infection in the control group.)</p>
<p>2 To assess the safety and tolerability of 2 IM doses of AZD1222 compared to placebo in adults ≥ 18 years of age</p>	<p>a) Incidence of AEs for 28 days post each dose of study intervention</p> <p>b) Incidence of SAEs, MAAEs, and AESIs from Day 1 post treatment through Day 730</p>
<p>3 To assess the reactogenicity of 2 IM doses of AZD1222 compared to placebo in adults ≥ 18 years of age (Substudy only)</p>	<p>Incidence of local and systemic solicited AEs for 7 days post each dose of study intervention</p>
SECONDARY	
<p>1 To estimate the efficacy of 2 IM doses of AZD1222 compared to placebo for the prevention of SARS-CoV-2 infection</p>	<p>The incidence of the first post-treatment response (negative at baseline to positive post treatment with study intervention) for SARS-CoV-2 Nucleocapsid antibodies occurring ≥ 15 days post second dose of study intervention ^c</p>
<p>2 To estimate the efficacy of 2 IM doses of AZD1222 compared to placebo for the prevention of symptomatic COVID-19 using CDC criteria</p>	<p>The incidence of the first case of SARS-CoV-2 RT-PCR-positive symptomatic illness occurring ≥ 15 days post second dose of study intervention using CDC criteria</p>
<p>3 To estimate the efficacy of 2 IM doses of AZD1222 compared to placebo for the prevention of University of Oxford-defined symptomatic COVID-19</p>	<p>The incidence of the first case of SARS-CoV-2 RT-PCR-positive symptomatic illness occurring ≥ 15 days post second dose of study intervention using University of Oxford-defined symptom criteria</p>
<p>4 To estimate the efficacy of 2 IM doses of AZD1222 compared to placebo in the prevention of COVID-19 in all study participants, regardless of evidence of prior SARS-CoV-2 infection</p>	<p>The incidence of the first case of SARS-CoV-2 RT-PCR-positive symptomatic illness occurring ≥ 15 days post second dose of study intervention regardless of evidence of prior SARS-CoV-2 infection ^c</p>
<p>5 To estimate the efficacy of 2 IM doses of AZD1222 compared to placebo for the prevention of severe or critical symptomatic COVID-19</p>	<p>The incidence of SARS-CoV-2 RT-PCR-positive severe or critical symptomatic illness occurring ≥ 15 days post second dose of study intervention ^c</p>

Table 5 Objectives and Endpoints

Objective ^a	Estimand ^b Description/Endpoint
6 To estimate the efficacy of 2 IM doses of AZD1222 compared to placebo for the prevention of COVID-19-related Emergency Department visits	The incidence of COVID-19-related Emergency Department visits occurring \geq 15 days post second dose of study intervention ^c
7 To assess antibody responses to AZD1222 S antigen following 2 IM doses of AZD1222 or placebo (Substudy and Illness Visits only)	a) Post-treatment GMTs and GMFRs from day of dosing baseline value to 28 days post each dose in SARS-CoV-2 S, RBD antibodies (MSD serology assay)
	b) The proportion of participants who have a post-treatment seroresponse (\geq 4-fold rise in titers from day of dosing baseline value to 28 days post each dose) to the S, RBD antigens of AZD1222 (MSD serology assay)
8 To determine anti-SARS-CoV-2 neutralizing antibody levels in serum following 2 IM doses of AZD1222 or placebo (Substudy and Illness Visits only)	a) Post-treatment GMTs and GMFRs from day of dosing baseline value to 28 days post each dose in SARS-CoV-2 neutralizing antibodies (wild-type assay or pseudo-neutralization assay)
	b) Proportion of participants who have a post-treatment seroresponse (\geq 4-fold rise in titers from day of dosing baseline value to 28 days post each dose) to AZD1222 as measured by SARS-CoV-2 neutralizing antibodies (wild-type assay or pseudo-neutralization assay)
EXPLORATORY	
1 To estimate the efficacy of 2 IM doses of AZD1222 compared to placebo for the all-cause mortality	The incidence of all-cause mortality from Day 1 through Day 730
2 To estimate the efficacy of 2 IM doses of AZD1222 compared to placebo for COVID-19-related deaths	The incidence of COVID-19-related deaths occurring from Day 1 through Day 730
3 To estimate the efficacy of 2 IM doses of AZD1222 compared to placebo for the prevention of COVID-19-related hospitalizations	The incidence of COVID-19-related hospitalizations occurring \geq 15 days post second dose of study intervention
4 To estimate the efficacy of 2 IM doses of AZD1222 compared to placebo for the prevention of COVID-19-related ICU admissions	The incidence of COVID-19-related ICU admissions occurring \geq 15 days post second dose of study intervention
5 To estimate the efficacy of AZD1222 compared to placebo for the prevention of COVID-19 following the first dose	The incidence of COVID-19 SARS-CoV-2 RT-PCR-positive symptomatic illness occurring post first dose of study intervention
6 To quantify SARS-Cov-2 viral loads in infected participants treated with 2 IM doses of AZD1222 or placebo (Illness Visits only)	Viral genome copies in NP swabs collected at Illness Visits as determined by qRT-PCR

Table 5 Objectives and Endpoints

Objective ^a	Estimand ^b Description/Endpoint
7 To characterize sequence variations in SARS-CoV-2 through genotypic analyses in participants treated with 2 IM doses of AZD1222 or placebo (Illness Visits only)	Genotypic analysis of SARS-CoV-2 from NP swabs collected on Day 1 illness visit
8 To quantify duration of viral shedding in symptomatic SARS-CoV-2 infected participants treated with 2 IM doses of AZD1222 or placebo (Illness Visits only)	Duration of SARS-CoV-2 shedding in saliva over time
9 To assess the biometric profiles associated with COVID-19 using a biosensor in participants treated with 2 IM doses of AZD1222 or placebo (Illness Visits only)	Biophysical parameters, including but not limited to serial measurements of skin temperature, heart rate, respiratory rate, blood oxygen saturation, and physical activity, recorded using a biosensor from illness visits Day 1 through Day 28
10 To assess symptoms associated with COVID-19 using an e-Diary in participants treated with 2 IM doses of AZD1222 or placebo (Illness Visits only)	Symptoms recorded by participants in an Illness e-Diary from illness visits Day 2 through Day 28
11 To assess SARS-CoV-2 specific antibodies in an ACE2 competition assay following 2 IM doses of AZD1222 or placebo (Substudy only)	a) Post-treatment GMTs and GMFRs from Day 1 baseline value to 28 days post each dose in ACE2 competing antibodies from serum samples b) Proportion of participants who have a post-treatment seroresponse (\geq 4-fold rise in titers from day of dosing baseline value to 28 days post each dose) in ACE2 competing antibodies
12 To assess B- and T-cell responses following 2 IM doses of AZD1222 or placebo (Substudy only)	a) Quantification of (IFN- γ) ELISpot responses to SARS-CoV-2 S protein from day of dosing baseline to 14 days post each dose b) Intracellular cytokine staining and flow cytometry for B- and T-cell responses from day of dosing baseline to 14 days post each dose
13 To assess SARS-CoV-2 antibodies in nasal secretions following 2 IM doses of AZD1222 or placebo (Substudy only)	a) Post-treatment GMTs and GMFRs from Day 1 baseline value to 28 days post each dose in SARS-CoV-2 S, RBD, and Nucleocapsid antibodies (MSD serology assay) b) Proportion of participants who have a post-treatment seroresponse (\geq 4-fold rise in titers from Day 1 baseline value to 28 days post each dose) to SARS-CoV-2 S, RBD, and Nucleocapsid antigens (MSD serology assay)
14 To assess anti-vector responses to the ChAdOx-1 adenovirus vector following 2 IM doses of AZD1222 or placebo (Substudy only)	Proportion of participants who have a post-treatment seroresponse (\geq 4-fold rise in titers from Day 1 baseline value to 28 days post each dose) to AZD1222 as measured by ChAdOx1 neutralizing antibodies
15 To assess additional immune responses following 2 IM doses of AZD1222 or placebo	Other exploratory assays for humoral and cellular immune responses may be performed based upon emerging safety, efficacy, and immunogenicity data

Table 5 Objectives and Endpoints

Objective ^a	Estimand ^b Description/Endpoint
<p>^a Substudy: The substudy will be conducted only in the USA. The first participants randomized in each age group in the USA, including 1 500 participants 18 to 55 years of age, 750 participants 56 to 69 years of age, and 750 participants \geq 70 years of age, will also participate in a substudy assessing the reactogenicity and immunogenicity of AZD1222. Illness Visits: Participants who present with qualifying symptoms will be tested for SARS-CoV-2 and if positive, will complete illness visits.</p>	
<p>^b Estimand is the target of estimation to address the scientific question of interest posed by the primary objective. Attributes of an estimand include the population of interest, the variable (or endpoint) of interest, the specification of how intercurrent events are reflected in the scientific question of interest, and the population-level summary for the variable.</p>	
<p>^c Key secondary endpoint. ACE2 = angiotensin-converting enzyme 2; AE = adverse event; AESI = adverse event of special interest; CDC = Centers for Disease Control and Prevention; COVID-19 = coronavirus disease 2019; ELISpot = enzyme-linked immunospot; GMFR = geometric mean fold rise; GMT = geometric mean titer; ICU = intensive care unit; IFN-γ = interferon-gamma; IM = intramuscular; MAAE = medically attended adverse event; MSD = Meso Scale Discovery; NP = nasopharyngeal; RT-PCR = reverse transcriptase polymerase chain reaction; qRT-PCR = quantitative reverse transcriptase polymerase chain reaction, RBD = receptor binding domain; S = Spike; SAE = serious adverse event; SARS-CoV-2 = severe acute respiratory syndrome-coronavirus-2; USA = United States of America; VE = vaccine efficacy.</p>	

4 STUDY DESIGN

4.1 Overall Design

D8110C00001 is a Phase III randomized, double-blind, placebo-controlled multicenter study assessing the safety, efficacy, and immunogenicity of AZD1222 compared to saline placebo for the prevention of COVID-19. Participants will be adults \geq 18 years of age who are healthy or have medically-stable chronic diseases, and are at increased risk for SARS-CoV-2 acquisition and COVID-19. Approximately 30 000 participants will be randomized in a 2:1 ratio to receive 2 IM doses of either 5×10^{10} vp (nominal, $\pm 1.5 \times 10^{10}$ vp) AZD1222 (n = approximately 20 000) or saline placebo (n = approximately 10 000) 4 weeks apart, on Days 1 and 29. Randomization will be stratified by age (\geq 18 and $<$ 65 years, and \geq 65 years), with at least 25% of participants to be enrolled in the older age stratum. Participants who received their first dose of study intervention between 28 August 2020 and 06 September 2020 will receive their second dose of study intervention outside of the study window.

Participants who present with at least one of the qualifying symptoms listed below through Day 360 will be assessed for COVID-19. With the exception of fever, shortness of breath, or difficulty breathing, the symptom must be present for 2 or more days. Participants with a COVID-19 qualifying symptom(s) will be tested for SARS-CoV-2, and if positive will complete illness visit assessments, as presented in [Table 4](#). See [Section 8.1](#) for details on COVID-19 assessments.

COVID-19 Qualifying Symptoms

Participant must present with at least one of the following symptoms	
Duration	Symptom
No minimum duration	Fever
	Shortness of breath
	Difficulty breathing
Must be present for ≥ 2 consecutive days	Chills
	Cough
	Fatigue
	Muscle aches
	Body aches
	Headache
	New loss of taste
	New loss of smell
	Sore throat
	Congestion
	Runny nose
	Nausea
	Vomiting
Diarrhea	

Adapted from (CDC 2020).

Safety will be assessed for the duration of the study. AEs will be recorded for 28 days post each dose of study intervention (ie, until Day 29 post first dose and Day 57 post second dose), and SAEs, MAAEs, and AESIs will be recorded through Day 730. See Sections 8.3, 8.3.8, and 8.3.9 for definitions of these events.

The first participants randomized in each age group in the USA, including 1 500 participants 18 to 55 years of age, 750 participants 56 to 69 years of age, and 750 participants ≥ 70 years of age, will also participate in a substudy assessing the reactogenicity and immunogenicity of AZD1222. These 3 000 participants in the substudy will have additional assessments for predefined solicited AEs for 7 days post each dose of study intervention and for humoral and cellular immune responses. Solicited AEs are defined in Section 8.3.7.

Table 2 and Table 3 provide the SoA for the main study and the substudy, respectively.

To further investigate cell-mediated immunogenicity, in particular Th1/Th2 responses, after AZD1222 or placebo administration, an immunogenicity cohort of approximately

300 participants will be added. Participants will follow the SoA in [Table 3](#) except they will not record reactogenicity.

All participants will remain on study for 2 years following administration of first dose of study intervention (Day 730). If AZD1222 is proven to be safe and efficacious based on the primary endpoint analysis (see Section [9.4.2.1](#)), following discussion at that time with the US FDA, other Regulators if appropriate, and the COVID-19 Vaccine DSMB, participants allocated to the placebo group will be offered AZD1222 when doses are available. Placebo participants treated with AZD1222 will continue to be followed in the study.

A PSRT will provide support for blinded safety surveillance during the study. Additionally, an independent COVID-19 Vaccine DSMB will provide oversight, to ensure safe and ethical conduct of the study. The COVID-19 Vaccine DSMB will facilitate the interim analysis for efficacy and have the responsibility of evaluating cumulative safety and other clinical study data at regular intervals and for making appropriate recommendations based on the available data. An independent Neurological AESI Expert Committee will be available to review and provide advice to the PSRT and the COVID-19 Vaccine DSMB on request about the diagnosis and causality assessment of selected neurological AESIs occurring in the AZD1222 clinical development program. See [Appendix A 5](#) for additional detail.

4.2 Scientific Rationale for Study Design

4.2.1 Rationale for Study Design and Participant Population

The participant population is male and female adults ≥ 18 years of age who are not immunosuppressed, but are at increased risk of SARS-Cov-2 infection due to their locations or circumstances. Inclusion of older adults is based on data that are being gathered from the ongoing University of Oxford-sponsored studies. Study COV001 (NCT04324606) enrolled adults 18 to 55 years of age. Study COV002 (NCT04400838) enrolled adults 18 years of age and older.

Adults with medically-stable chronic diseases may participate if, according to the judgement of the investigator, hospitalization within the study period is not anticipated and the participant appears likely to be able to remain on study through the end of protocol-specified follow-up.

The study will exclude females who are pregnant or breast-feeding and individuals less than 18 years of age. Women who are pregnant or breast-feeding are excluded at this point as nonclinical developmental and reproductive toxicity studies to support vaccinating these individuals have yet to be performed. Additionally, it is planned that children and adolescents will be evaluated for their response to the vaccine once safety and efficacy have been established in adults.

Participants who have been previously diagnosed with laboratory-confirmed SARS-CoV-2 infection are excluded from study participation. Participants with previous asymptomatic or undiagnosed infection are not excluded. Participant's baseline serostatus will be determined but baseline serostatus will not be used as a basis for exclusion from the study. Participants who are seropositive at baseline are enrolled in order to gather safety data in this group as it is anticipated that, if proven to be efficacious, the vaccine will rapidly be distributed to millions of individuals and that these individuals will not be tested for serologic evidence of previous infection prior to vaccination. Participant's baseline serostatus will be determined so that subgroup analyses for both safety and efficacy can be performed by baseline serostatus.

The study population represents the initial target population for AZD1222. If AZD1222 demonstrates efficacy for the prevention of COVID-19, the safety and immunogenicity of the vaccine in additional groups such as the immunosuppressed, pregnant women, and children and adolescents may be assessed in future studies.

4.2.2 Rationale for Study Endpoints

The efficacy endpoints in this study are analogous to endpoints used for evaluating the efficacy of influenza vaccines. These definitions have 4 components: (1) a definition of clinical illness; (2) a method of respiratory specimen sampling for the detection of associated shedding of the relevant virus; (3) an assay method for laboratory confirmation; and (4) a defined surveillance period. Assessment of AZD1222 efficacy will begin ≥ 15 days after the second dose of study intervention as this time period is considered necessary for the vaccine to induce protective immune responses.

In the substudy, solicited AEs will be collected for 7 days post each dose of study intervention, a period that has proven adequate to describe reactogenicity events in previous vaccine studies. For all participants, AEs will be collected through 28 days post each dose of study intervention. SAEs, MAAEs, and AESIs and will be collected from Day 1 through end of the study. AESIs include terms identified by the Brighton Collaboration involving events associated with vaccination in general ([SPEAC 2020](#)).

4.3 Justification for Dose

The AZD1222 dose of 5×10^{10} vp was selected based on accumulated clinical experience with this vaccine in ongoing clinical studies sponsored by the University of Oxford (see Section 2.2). Safety and immunogenicity data from an additional clinical study, MERS001 (NCT03399578), using the same ChAdOx1 vector, also helped inform dose selection.

MERS001 was the first clinical study of a ChAdOx1-vectored vaccine expressing the full-length S protein from a separate, but related, betacoronavirus. ChAdOx1 MERS has been given to 31 participants to date at doses ranging from 5×10^9 vp to 5×10^{10} vp. Despite higher reactogenicity observed at the 5×10^{10} vp, this dose was safe, with self-limiting AEs and no

serious adverse reactions recorded. The 5×10^{10} vp was the most immunogenic, in terms of inducing neutralizing antibodies against MERS-CoV using a live virus assay (Folegatti et al 2020a). Given the immunogenicity findings and safety profile observed with the ChAdOx1-vectored vaccine against MERS-CoV, the 5×10^{10} vp dose was chosen for AZD1222. See the AZD1222 IB.

Based on accumulating nonclinical and clinical data gathered for AZD1222 as well as for other SARS-CoV-2 vaccines in development, a 2-dose regimen was selected for the study in order to enhance the immune responses to the virus (AZD1222 IB).

In an NHP challenge study, 6 macaques received a second dose of AZD1222 4 weeks after the first dose. The second dose resulted in increases in both ELISA and neutralizing antibody titers, and fewer areas of the lung contained viral RNA in prime boost group compared to the prime group. In a porcine model, 3 pigs also received a second dose of AZD1222 4 weeks after the first dose. In the animals that received the booster dose, both antibodies to the SARS-CoV-2 RBD and neutralizing antibodies were boosted after the second dose.

In Study COV001, 10 participants received a second dose of AZD1222 4 weeks after the first dose. Antibody responses to both the first and second doses were evaluated using an ELISA assay, through the MSD platform and by both neutralization and pseudo-neutralization assays. Notable increases in antibody levels to the S protein were seen with the ELISA assay and increases to both the S protein and RBD were noted using the MSD platform. Similarly, increases in antibody levels following the second dose were also seen with neutralization and pseudo-neutralization assays. Though based on small numbers, the second dose of the vaccine appeared to result in a lower rate of systemic solicited AEs.

The 4-week interval was selected based on the interval used in the nonclinical studies and Study COV001.

4.4 End of Study Definition

A participant is considered to have completed the study if he/she has completed all phases of the study including the last scheduled procedure shown in the SoA (Section 1.3).

The end of the study is defined as the date of the last scheduled procedure shown in the SoA (Section 1.3) for the last participant in the study globally.

5 STUDY POPULATION

Prospective approval of protocol deviations to recruitment and enrollment criteria, also known as protocol waivers or exemptions, is not permitted.

5.1 Inclusion Criteria

Participants are eligible to be included in the study only if all of the following criteria apply:

Age

- 1 Adult, \geq 18 years of age at the time of consent

Type of Participant

- 2 Increased risk of SARS-CoV-2 infection
 - Defined as adults whose locations or circumstances put them at appreciable risk of exposure to SARS-CoV-2 and COVID-19, based on available risk assessment contemporaneous to enrollment (believed to be at risk/exposure)
- 3 Medically stable such that, according to the judgment of the investigator, hospitalization within the study period is not anticipated and the participant appears likely to be able to remain on study through the end of protocol-specified follow-up
 - A stable medical condition is defined as disease not requiring significant change in therapy or hospitalization for worsening disease during the 3 months prior to enrollment
- 4 Able to understand and comply with study requirements/procedures (if applicable, with assistance by caregiver, surrogate, or legally authorized representative) based on the assessment of the investigator

Reproduction

- 5 Contraceptive use by women should be consistent with local regulations regarding the methods of contraception for those participating in clinical studies
- 6 Female participants
 - (a) Women of childbearing potential must:
 - Have a negative pregnancy test on the day of screening and on Day 1
 - Use one highly effective form of birth control for at least 28 days prior to Day 1 and agree to continue using one highly effective form of birth control through 60 days following administration of the second dose of study intervention. A highly effective method of contraception is defined as one that can achieve a failure rate of less than 1% per year when used consistently and correctly (see [Table 6](#)). Periodic abstinence, the rhythm method, and withdrawal are NOT acceptable methods of contraception.

- (b) Women are considered of childbearing potential unless they meet either of the following criteria:
- Surgically sterilized (including bilateral tubal ligation, bilateral oophorectomy, or hysterectomy), or
 - Post-menopausal
 - For women aged < 50 years, post-menopausal is defined as having both:
 - A history of ≥ 12 months amenorrhea prior to randomization, without an alternative cause, following cessation of exogenous sex-hormonal treatment, and
 - A follicle-stimulating hormone level in the post-menopausal range
 Until follicle-stimulating hormone is documented to be within menopausal range, the participant is to be considered of childbearing potential
 - For women aged ≥ 50 years, post-menopausal is defined as having a history of ≥ 12 months amenorrhea prior to randomization, without an alternative cause, following cessation of exogenous sex-hormonal treatment

Table 6 Highly Effective Methods of Contraception

Barrier Methods	Hormonal Methods
<ul style="list-style-type: none"> • Intrauterine device • Intrauterine hormone-releasing system (IUS)^a • Bilateral tubal occlusion • Vasectomized partner^b • Sexual abstinence^c 	<ul style="list-style-type: none"> • Combined (estrogen- and progestogen-containing hormonal contraception) Oral (combined pill) Intravaginal Transdermal (patch) • Progestogen-only hormonal contraception Oral Injectable Implantable

^a This is also considered a hormonal method

^b Provided that partner is the sole sexual partner of the woman of childbearing potential study participant and that the vasectomized partner has received medical assessment of the surgical success

^c Sexual abstinence is considered a highly effective method only if defined as refraining from heterosexual intercourse from 28 days prior to Day 1 through 60 days following administration of the second dose of study intervention, and if it is the preferred and usual lifestyle of the participant

Informed Consent

- 7 Capable of giving signed informed consent as described in [Appendix A](#), which includes compliance with the requirements and restrictions listed in the ICF and in this protocol

5.2 Exclusion Criteria

Participants are excluded from the study if any of the following criteria apply:

Medical Conditions

- 1 History of allergy to any component of the vaccine
- 2 History of Guillain-Barré syndrome or any other demyelinating condition
- 3 Significant infection or other acute illness, including fever > 100 °F (> 37.8 °C) on the day prior to or day of randomization
- 4 History of laboratory-confirmed SARS-CoV-2 infection
- 5 Any confirmed or suspected immunosuppressive or immunodeficient state, including asplenia
- 6 Recurrent severe infections and use of immunosuppressant medication within the past 6 months (≥ 20 mg per day of prednisone or its equivalent, given daily or on alternate days for ≥ 15 days within 30 days prior to administration of study intervention)
The following exceptions are permitted:
 - Topical/inhaled steroids or short-term oral steroids (course lasting ≤ 14 days)
 - Human immunodeficiency virus-positive stable participants on stable antiretroviral therapy, eg, (NIH 2020, Waldrop et al 2016)
- 7 History of primary malignancy except for:
 - (a) Malignancy with low potential risk for recurrence after curative treatment (for example, history of childhood leukaemia) or metastasis (for example, indolent prostate cancer) in the opinion of the site investigator.
 - (b) Adequately treated non-melanoma skin cancer or lentigo maligna without evidence of disease
 - (c) Adequately treated uterine cervical carcinoma in situ without evidence of disease
 - (d) Localized prostate cancer
- 8 Clinically significant bleeding disorder (eg, factor deficiency, coagulopathy, or platelet disorder), or prior history of significant bleeding or bruising following IM injections or venepuncture
- 9 Severe and/or uncontrolled cardiovascular disease, respiratory disease, gastrointestinal disease, liver disease, renal disease, endocrine disorder, and neurological illness, as judged by the Investigator (mild/moderate well-controlled comorbidities are allowed)
- 10 Any other significant disease, disorder, or finding that may significantly increase the risk to the participant because of participation in the study, affect the ability of the participant to participate in the study, or impair interpretation of the study data
Note: The AESIs as outlined in [Appendix E](#) (including [Table 14](#)) should be considered when evaluating a participant for Exclusion Criterion 10, as the presence of these AESIs,

especially if untreated or uncontrolled, may be a safety risk to the participant, affect the ability of the participant to participate in the study, or impair interpretation of the study data. Investigators should review and consider the list of conditions in [Appendix F](#). If any of these conditions are present in a participant, the Investigator is asked to utilize his/her clinical judgment in determining the participant's eligibility for the study. Should the participant have conditions as outlined in [Appendix E](#) and the participant is enrolled, the Investigator is asked to document notes on site regarding the final rationale for enrollment.

Prior/Concomitant Therapy

- 11 Receipt of, or planned receipt of investigational products indicated for the treatment or prevention of SARS-CoV-2 or COVID-19
Note: For participants who become hospitalized with COVID-19, receipt of licensed treatment options and/or participation in investigational treatment studies is permitted
- 12 Receipt of any vaccine (licensed or investigational) other than licensed influenza vaccines within 30 days prior to and after administration of study intervention
- 13 Receipt of immunoglobulins and/or any blood products within 3 months prior to administration of study intervention or expected receipt during the period of study follow-up

Other Exclusions

- 14 Involvement in the planning and/or conduct of this study (applies to both Sponsor staff and/or staff at the study site)
- 15 For women only - currently pregnant (confirmed with positive pregnancy test) or breast-feeding
- 16 Has donated ≥ 450 mL of blood products within 30 days prior to randomization or expects to donate blood within 90 days of administration of second dose of study intervention

5.3 Lifestyle Considerations

- 1 Participants must follow the contraception requirements outlined in [Section 5.1](#)
- 2 Restrictions relating to concomitant medications are described in [Section 6.5](#)
- 3 Agree to wear digital health device if diagnosed with COVID-19 as described in [Section 8.1.2.2](#)

5.4 Screen Failures

Screen failures are defined as participants who consent to participate in the clinical study but are not subsequently randomly assigned to study intervention. A minimal set of screen failure information is required to ensure transparent reporting of screen failure participants to meet the Consolidated Standards of Reporting Trials publishing requirements and to respond to

queries from regulatory authorities. Minimal information includes demography, screen failure details, eligibility criteria, and any SAEs.

Individuals who do not meet the criteria for participation in this study (screen failure) may be rescreened. Only a single rescreening is allowed in the study. Rescreened participants are required to sign a new ICF ([Appendix A 3](#)), and will be assigned a new participant number.

6 STUDY INTERVENTION

In general, study intervention is defined as any investigational intervention(s), marketed product(s), or placebo intended to be administered to or medical device(s) utilized by a study participant according to the study protocol. For this study, study intervention is defined as AZD1222 or saline placebo (Table 7). The third party medical device used for assessment of COVID-19 symptoms (ie, digital health device [Section 8.1.2.2]) is not considered a study intervention.

6.1 Study Interventions Administered

6.1.1 Investigational Products

Table 7 Investigational Products

Intervention Name	AZD1222	Placebo
Type	Vaccine	Placebo
Dose Formulation	10 mM histidine, 7.5% (w/v) sucrose, 35 mM sodium chloride, 1 mM magnesium chloride, 0.1% (w/v) polysorbate 80, 0.1 mM edetate disodium, 0.5% (w/v) ethanol, at pH 6.6.	0.9% (w/v) saline
Unit Dose Strength(s)	$\geq 0.7 \times 10^{11}$ vp/mL	
Dosage Level(s)	5×10^{10} vp (nominal, $\pm 1.5 \times 10^{10}$ vp)	
Route of Administration	Intramuscular	Intramuscular
Use	Experimental	Placebo
IMP and NIMP	IMP	IMP
Sourcing	Provided centrally by the Sponsor	Sourced locally
Packaging and Labeling	Will be provided in vials within a carton. Each carton and vial will be labelled as required per country requirement	Not applicable
Current/Former Name or Alias	ChAdOx1 nCoV-19	Not applicable

IMP = investigational medicinal product; NIMP = non-investigational medical product; vp = viral particles; w/v = weight/volume.

AZD1222

AZD1222 will be supplied by the Sponsor as a vial solution for injection. It is a sterile, clear to slightly opaque solution, practically free from visible particles, with a label-claim volume of 5 mL.

Unopened vials of AZD1222 vials must be stored at 2-8 °C (36-46 °F) for the duration of assigned shelf-life and must not be frozen. AZD1222 must be kept in original packaging until use to prevent prolonged light exposure.

Placebo

Commercially available 0.9% (w/v) saline for injection will be sourced locally for placebo.

6.1.2 Dosing Instructions

Participants will receive 2 doses of either AZD1222 or placebo; the first dose will be administered on Day 1 and the second dose on Day 29 (see [Table 2](#) and [Table 3](#)).

It is recommended that the study interventions be administered as an IM injection into the deltoid of the non-dominant arm. Other injection sites may be used if necessary.

All study participants will be observed in the clinic for at least 15 minutes after vaccination.

Allergic reactions to vaccines are possible. Therefore, appropriate drugs and medical equipment to treat acute anaphylactic reactions must be immediately available, and study personnel must be trained to recognize and treat anaphylaxis.

6.2 Preparation/Handling/Storage/Accountability

- 1 The investigator or designee must confirm appropriate temperature conditions have been maintained during transit for all study intervention received and any discrepancies are reported and resolved before use of the study intervention.
- 2 Only participants enrolled in the study may receive study intervention and only authorized site staff may supply or administer study intervention. All study intervention must be stored in a secure, environmentally controlled, and monitored (manual or automated) area in accordance with the labelled storage conditions with access limited to the investigator and authorized site staff.
- 3 The investigator, institution, or the head of the medical institution (where applicable) is responsible for study intervention accountability, reconciliation, and record maintenance (ie, receipt, reconciliation, and final disposition records).
- 4 Further guidance and information for the final disposition of unused study interventions are provided in the Pharmacy Manual or specified handling instructions.

6.2.1 Dose Preparation and Administration

6.2.1.1 AZD1222

Doses of AZD1222 must be prepared by the unblinded pharmacist (or designee in accordance with local and institutional regulations) using aseptic technique. Each dose is prepared by withdrawing 0.5 mL from a vial of AZD1222 in a sterile syringe.

AZD1222 does not contain preservatives. Each vial must be assigned a beyond-use-date of 6 hours from first needle puncture of the AZD1222 vial, after which any unused portion must be discarded.

Once an AZD1222 dose is drawn into a syringe for administration, the dose must be administered within the beyond-use-date of the vial. If AZD1222 dose administration is not completed within the 6-hour vial beyond-use-date, a new dose must be prepared from a new vial.

Each vial of AZD1222 has a label-claim volume of 5 mL and can provide up to ten 0.5 mL doses.

6.2.1.2 Placebo

Doses of placebo must be prepared by the unblinded pharmacist (or designee in accordance with local and institutional regulations) using aseptic technique. Each placebo dose is prepared by withdrawing 0.5 mL from a 0.9% (w/v) saline vial or IV bag in a sterile syringe. If 0.9% (w/v) saline is extracted from IV bags, the manufacturers' recommendation for maximum number of needle punctures of the IV bag port must not be exceeded.

Saline (0.9% [w/v]) does not contain preservatives. Each vial or IV bag must be assigned a beyond-use-date of 6 hours from first needle puncture, after which any unused portion must be discarded.

Once a placebo dose is drawn into a syringe for administration, the dose must be administered within the beyond-use-date of the vial/IV bag. If placebo dose administration is not completed within the 6-hour vial/IV bag beyond-use-date, a new dose must be prepared from a new vial or IV bag.

6.3 Measures to Minimize Bias: Randomization and Blinding

6.3.1 Randomization

All participants will be centrally assigned to randomized study intervention using an IRT. Before the study is initiated, user guides, the log in information, and directions for the IRT will be provided to each study site. Randomization will be stratified by age (≥ 18 to < 65 years, and ≥ 65 years), with at least 25% of participants to be enrolled in the older age stratum.

Where a participant does not meet all the eligibility criteria but incorrectly received study intervention, the investigator should inform the Study Physician immediately, and a discussion should occur between the Study Physician and the investigator regarding whether to continue or discontinue the participant.

6.3.2 Blinding

Neither the participant nor any of the investigators or Sponsor staff who are involved in the treatment or clinical evaluation and monitoring of the participants will be aware of the study intervention received. Since AZD1222 and placebo are visually distinct prior to dose preparation (due to differences in container closure), IMP will be handled by an unblinded pharmacist (or designee in accordance with local and institutional regulations) at the study site. Once drawn into syringes for administration, AZD1222 and placebo are not visually distinct from each other.

The IRT will provide the investigator(s) or pharmacists a dose tracking number to be allocated to the participant at the dispensing visit. Routines for this will be described in the IRT user manual that will be provided to each study site.

The randomization code should not be broken except in medical emergencies when the appropriate management of the participant requires knowledge of the treatment randomization. The investigator documents and reports the action to the Sponsor, without revealing the treatment given to participant to the Sponsor staff.

The Sponsor retains the right to break the code for SAEs that are unexpected and are suspected to be causally related to an investigational medicinal product and that potentially require expedited reporting to regulatory authorities. Randomization codes will not be broken for the planned analyses of data until all decisions on the evaluability of the data from each individual participant have been made and documented.

6.3.3 Procedures for Unblinding

The IRT will be programmed with blind-breaking instructions. In case of an emergency, in which the knowledge of the specific blinded study intervention will affect the immediate management of the participant's condition (eg, antidote available), the investigator has the sole responsibility for determining if unblinding of a participants' intervention assignment is warranted. Participant safety must always be the first consideration in making such a determination. If a participant's intervention assignment is unblinded, the Sponsor must be notified within 24 hours after breaking the blind.

In the event that a study participant is contacted about receiving a licensed and/or authorized COVID-19 vaccine, unblinding instructions are being provided to the sites. If the participant is unblinded, the Sponsor needs to be notified within 24 hours and this should be documented in

the site source documents. In addition, a participant information sheet has been developed for guidance on decision discussions between the participant and Investigator.

6.4 Study Intervention Compliance

When participants are dosed at the study site, they will receive study intervention directly from the investigator or designee, under medical supervision. The date, and time if applicable, of dose administered will be recorded in the source documents and recorded in the eCRF. The dose of study intervention and study participant identification will be confirmed at the time of dosing by a member of the study site staff other than the person administering the study intervention.

6.5 Concomitant Therapy

Any medication or vaccine (including over-the-counter or prescription medicines) that the participant is receiving at the time of enrollment or receives during the period specified in the SoA (Section 1.3), must be recorded in the eCRF along with the information listed below. Vitamins and/or herbal supplements are not to be recorded.

- Reason for use
- Dates of administration including start and end dates
- Dosage information including dose and frequency

The Study Physician should be contacted if there are any questions regarding concomitant or prior therapy.

6.5.1 Permitted Concomitant Medications

Participants may take concomitant medications prescribed by their primary care provider for management of chronic medical conditions and/or for health maintenance. Primary care providers, or where appropriate investigators, should prescribe appropriate concomitant medications or treatments deemed necessary to provide full supportive care and comfort during the study. Participants who develop COVID-19 after receiving study intervention should be treated with licensed medications and interventions according to standard of care. All routine vaccinations other than influenza are permitted beginning > 30 days after last dose of study intervention. Licensed influenza vaccines are permitted at any time.

6.5.2 Prohibited Concomitant Medications

The following medications are prohibited and the Sponsor must be notified if a participant receives any of these prohibited medications. The use of the following concomitant medications and/or vaccines, however, will not definitively require withdrawal of the participant from the study, but may determine a participant's eligibility to receive a second dose or evaluability in the per-protocol analysis set.

If a participant receives a prohibited concomitant medication, the investigator in consultation with the Sponsor will evaluate any potential impact on receipt of study intervention based on time the medication was administered, the medication's pharmacology and pharmacokinetics, and whether the medication will compromise the participant's safety or interpretation of the data (see Section 7.1).

- Investigational products indicated for the treatment of SARS-CoV-2 or COVID-19
Note: For participants who become hospitalized with COVID-19, receipt of licensed treatment options and/or participation in investigational treatment studies is permitted.
- Experimental vaccinations, other than AZD1222, for prevention of SARS-CoV-2 or COVID-19.
Note: Participants choosing to receive a licensed and/or authorized COVID-19 vaccine should inform the Investigator so it can be properly documented. Participants, who receive a licensed and/or authorized COVID-19 vaccine outside the study, should be encouraged to continue study conduct to be followed for safety reporting and all assessments.
- Receipt of any vaccine (licensed or investigational) other than licensed influenza vaccines within 30 days prior to and after administration of study intervention (eg, Dose 1 and Dose 2). Thirty (30) days after the second vaccination, other routine vaccinations are permitted as clinically indicated.
- Glucocorticoids at a dose ≥ 20 mg/day of prednisone or equivalent given daily or on alternate days for ≥ 14 consecutive days between randomization and the participant's scheduled final visit
- Other systemically administered drugs with significant immunosuppressive activity, such as azathioprine, tacrolimus, cyclosporine, methotrexate, or cytotoxic chemotherapy between randomization and the participant's scheduled final visit
- Immunoglobulins and/or any blood product

6.6 Dose Modification

Study intervention will be administered as described in Section 6.1.2. Dose modification is not permitted.

6.7 Intervention After the End of the Study

There is no intervention after the end of the study (see definition in Section 4.4).

7 DISCONTINUATION OF STUDY INTERVENTION AND PARTICIPANT DISCONTINUATION/WITHDRAWAL

7.1 Discontinuation of Study Intervention

Each participant will receive 2 doses of study intervention (see Section 6). An individual participant will not receive the first or second dose of study intervention if any of the following occur in the participant in question:

- 1 Withdrawal of consent after signing informed consent
- 2 Participant meets one or more of the exclusion criteria or fails to meet all inclusion criteria for study participation
- 3 Laboratory-confirmed SARS-CoV-2 infection
- 4 Participant is pregnant or nursing
- 5 Any allergic reaction including anaphylaxis that is assessed as related to study intervention
- 6 Any SAE assessed as related to study intervention
- 7 Any AE that, in the judgment of the site investigator, is related to study intervention and may jeopardize the safety of the study participant
- 8 Receipt of a prohibited concomitant medication that may jeopardize the safety of the study participant or interpretation of the data

Each participant who has received at least one dose of study intervention will be followed for the full study period unless consent is withdrawn specifically from further study participation, or the participant is lost to follow-up. Participants who have not received study intervention, regardless of reason, will not be followed.

7.1.1 Study Suspension or Termination

The Sponsor reserves the right to temporarily suspend or permanently terminate this study or a component of the study at any time. The reasons for temporarily suspending the study may include, but are not limited, to the following:

- Any death, SAE, or other safety finding assessed as related to study intervention that in the opinion of the Sponsor may preclude further administration of study intervention

No additional participants will be randomized or treated with study intervention until review by the COVID-19 Vaccine DSMB is complete (see [Appendix A 5](#) for COVID-19 Vaccine DSMB information).

7.2 Participant Withdrawal from the Study

- A participant may withdraw from the study at any time at his/her own request, or may be withdrawn at any time at the discretion of the investigator for safety, behavioral, compliance, or administrative reasons. This is expected to be uncommon.

- A participant who considers withdrawing from the study must be informed by the investigator about modified follow-up options (eg, telephone contact, a contact with a relative or treating physician, or information from medical records).
- If the participant withdraws consent for disclosure of future information, the Sponsor may retain and continue to use any data collected before such a withdrawal of consent.
- If a participant withdraws from the study, it should be confirmed if he/she still agrees for existing samples to be used in line with the original consent. If he/she requests withdrawal of consent for use of samples, destruction of any samples taken should be carried out in line with what was stated in the informed consent and local regulation. The investigator must document the decision on use of existing samples in the site study records and inform the Sponsor Study Team.

7.3 Lost to Follow-up

A participant will be considered lost to follow-up if he or she repeatedly fails to return for scheduled visits and is unable to be contacted by the study site.

The following actions must be taken if a participant fails to return to the clinic for a required study visit:

- The study site must attempt to contact the participant and reschedule the missed visit as soon as possible and counsel the participant on the importance of maintaining the assigned visit schedule and ascertain whether or not the participant wishes to and/or should continue in the study.
- Before a participant is deemed lost to follow-up, the investigator or designee must make every effort to regain contact with the participant (where possible, 3 telephone calls and, if necessary, a certified letter to the participant's last known mailing address or local equivalent methods). These contact attempts should be documented in the participant's medical record.
- Should the participant continue to be unreachable, he/she will be considered to have withdrawn from the study.

Discontinuation of specific sites or of the study as a whole are handled as part of [Appendix A](#).

8 STUDY ASSESSMENTS AND PROCEDURES

- Study procedures and their timing are summarized in the SoA (Section 1.3). Protocol waivers or exemptions are not allowed.
- Immediate safety concerns should be discussed with the Sponsor immediately upon occurrence or awareness to determine if the participant should continue or discontinue study intervention.
- Adherence to the study design requirements, including those specified in the SoA (Section 1.3) is essential and required for study conduct.

- All screening evaluations must be completed and reviewed to confirm that potential participants meet all eligibility criteria. The investigator will maintain a screening log to record details of all participants screened and to confirm eligibility or record reasons for screening failure, as applicable.
- Procedures conducted as part of the participant's routine clinical management (eg, blood count) and obtained before signing of the ICF may be utilized for screening or baseline purposes provided the procedures met the protocol-specified criteria and were performed within the time frame defined in the SoA.

8.1 Efficacy Assessments

8.1.1 Monitoring COVID-19 Symptoms

Study sites will contact participants weekly (telephone/email/text) through Day 360 with reminders to monitor for COVID-19 symptoms. Participants who present with at least one of the COVID-19 qualifying symptoms listed below must contact the study team. With the exception of fever, shortness of breath, or difficulty breathing, the symptom must be present for 2 or more days. During the 7 days following administration of each dose of study intervention, investigator judgement should be used to determine which participants should initiate illness visits as symptoms may be due to the reactogenicity of the study intervention as opposed to potentially due to infection with SARS-CoV-2.

If a participant presents with a COVID-19 qualifying symptom(s) on Days 1-3, the nasal swab collected on Day 1 will be tested locally for SARS-CoV-2 (see Section 8.6.1.1). If positive, the participant will be instructed to initiate illness visits. If negative, the participant will continue with scheduled assessments per their assigned study (ie, main study [Table 2] or substudy [Table 3]).

Participants who present with a COVID-19 qualifying symptom(s) after Day 3 will be instructed to initiate illness visits and be tested for SARS-CoV-2.

COVID-19 Qualifying Symptoms

Participant must present with at least one of the following symptoms	
Duration	Symptom
No minimum duration	Fever
	Shortness of breath
	Difficulty breathing
Must be present for ≥ 2 consecutive days	Chills
	Cough
	Fatigue
	Muscle aches
	Body aches
	Headache
	New loss of taste
	New loss of smell
	Sore throat
	Congestion
	Runny nose
	Nausea
	Vomiting
Diarrhea	

Adapted from (CDC 2020).

8.1.2 Illness Visits

Symptomatic participants (as defined in Section 8.1.1) will be instructed to visit the study site for initiation of illness assessments (Table 4); where supported, home or mobile visits may be substituted for the site visits. Symptomatic participants will complete the Day 1 illness visit and will be instructed to continue with the home collection requirements (eg, digital health device and Illness e-Diary recordings, and saliva samples). SARS-CoV-2 RT-PCR results will be available during the home collection period and participants will be informed of their status. The results of the COVID-19 RT-PCR testing should also be reported to the participants' primary care providers. Only participants who test positive will be instructed to continue with the illness visits, including home collection of saliva samples and digital health device and Illness e-Diary recordings. Participants who test negative for SARS-CoV-2 will be instructed to stop all illness visit assessments and return the digital health device. Should symptoms persist despite a negative test result, Investigators should provide appropriate clinical follow-up of participants, as clinically indicated. Once Illness visits are discontinued,

participants will continue with follow-up visits per their assigned study (ie, main study [[Table 2](#)] or substudy [[Table 3](#)]).

8.1.2.1 SARS-CoV-2 Testing and Other Virology Assessments

At the Day 1 illness visit, mid-turbinate nasal swabs and nasopharyngeal swabs will be collected and tested for SARS-COV-2 by authorized RT-PCR assays (see Section [8.6.1.1](#)).

Saliva will be collected during site illness visits and by self-collection at home throughout the illness visits to quantify duration of viral shedding (see Section [8.6.1.2](#)). Other virology assessments are described in Section [8.6](#).

8.1.2.2 Digital Health Device

At the Day 1 illness visit, participants will receive a wearable, digital health device (eg, Current Health Monitoring System) and be trained on use of the biosensor. The digital health device will continuously track biophysical parameters, including but not limited to, serial measurements of skin temperature, heart rate, respiratory rate, blood oxygen saturation, and physical activity.

Data will be obtained from the biosensor and transmitted via a wireless hub from the participant to the vendor platform. The vendor platform will be monitored remotely 24 hours a day by a team which includes registered nurses. The monitoring team will receive technical alerts if there are data or device issues, and physiologic alerts if participants' vital signs meet prespecified criteria. The physiologic alerts are intended to provide an early indication of worsening health status that would allow the monitoring team and investigator to provide appropriate follow-up. All alerts will be triaged and followed up by the monitoring team according to agreed-upon monitoring protocols. A registered nurse will review the alerts requiring clinical attention and will apply clinical judgement (based on the Schmitt-Thompson COVID-19 - Diagnosed or Suspected After Hours Telephone Triage Protocols) ([Schmitt-Thompson 2020](#)) to determine which alerts can be addressed directly with the participant via telephone, and which alerts should be escalated to the on-call clinician at the site. If escalation is required, the nurse will contact the on-call clinician by telephone and the clinician will then be responsible for subsequent follow-up. For all technical and physiologic alerts, details regarding the nature of the alert and action taken will be documented within the Current Health Monitoring System and an informational email will be sent to the investigator within 2 hours for further follow-up if required. If local regulations prohibit the monitoring team from collecting identifying information about participants, or from contacting study participants directly, the Investigator and site staff will be responsible for monitoring the transmitted data and responding to both technical and physiologic alerts 24 hours a day.

The data from the biosensor and remote monitoring are not intended to substitute for protocol-mandated standard safety monitoring, participant self-reporting, or participant oversight, which remains the responsibility of the investigator.

Along with the device, participants will be provided with a paper-based Quick Start Guide containing general instructions for the device as well as frequently asked questions. A reference copy of the document will be retained in the Site Master File.

Participants who test positive for SARS-CoV-2 will be instructed to continue wearing the digital health device until the COVID-19-associated symptoms resolve or until the Day 28 illness visit. Participants who test negative and stop the illness visits will be instructed to return the digital health device.

8.1.2.3 Illness e-Diary

An Illness e-Diary will be used to collect self-reported information about COVID-19-associated symptoms (listed below per CDC ([CDC 2020](#))). At the Day 1 illness visit, participants (or, if applicable, their caregiver, surrogate, or legally authorized representative) will be given access to the Illness e-Diary and trained by study staff on how to record the information and assess the severity of the symptoms.

Participants who test positive for SARS-CoV-2 will be instructed to continue recording in the Illness e-Diary until symptoms resolve or until the Day 28 illness visit. Participants who test negative will be instructed to stop Illness e-Diary recording.

Study sites will monitor the health status of participants via Illness e-Diary responses after the Day 1 illness visit, and will call participants as needed based on these responses.

COVID-19 Symptoms

- Fever
- Shortness of breath
- Difficulty breathing
- Chills
- Cough
- Fatigue
- Muscle aches
- Body aches
- Headache
- New loss of taste
- New loss of smell
- Sore throat
- Congestion
- Runny nose
- Nausea
- Vomiting
- Diarrhea

8.1.3 Severe COVID-19

The severity of COVID-19 will be evaluated in participants with symptoms of COVID-19. A diagnosis of severe or critical COVID-19 will include laboratory-confirmed COVID-19 (SARS-CoV-2 RT-PCR-positive symptomatic illness) plus any of the following:

- Clinical signs at rest indicative of severe systemic illness (respiratory rate ≥ 30 breaths per minute, heart rate ≥ 125 beats per minute, oxygen saturation $\leq 93\%$ on room air at sea level, or partial pressure of oxygen to fraction of inspired oxygen ratio < 300 mm Hg)
- Respiratory failure (defined as needing high-flow oxygen, noninvasive ventilation, mechanical ventilation or extracorporeal membrane oxygenation)
- Evidence of shock (systolic blood pressure < 90 mm Hg, diastolic blood pressure < 60 mm Hg, or requiring vasopressors)
- Significant acute renal, hepatic, or neurologic dysfunction
- Admission to an intensive care unit
- Death

8.1.4 Medical Notes Review

With the participant's consent, the study team will request access to medical notes or submit a data collection form for completion by attending clinical staff on any medically-attended COVID-19 episodes. Any data relevant for assessment of the efficacy endpoints or vaccine-associated enhanced respiratory disease (see Section 8.3.9) will be collected. These are likely to include, but not limited to, information on intensive care unit admissions, clinical parameters such as oxygen saturation, respiratory rates and vital signs, need for oxygen therapy, need for ventilatory support, imaging, blood tests results, and overall outcome (survival or death).

8.1.5 Monitoring for Asymptomatic Infection

Blood samples will be collected according to the SoA (Section 1.3) for SARS-CoV-2 serology testing to monitor participants for asymptomatic infection. See description of assessment in Section 8.5.2.1.

8.2 Safety Assessments

Planned time points for all safety assessments are provided in the SoA (Section 1.3).

8.2.1 Physical Examinations

A complete physical examination will be performed at screening followed by targeted physical examinations as specified in the SoA (Section 1.3).

- A complete physical examination will include, but not be limited to, assessment of height, weight, general appearance, head, ears, eyes, nose, throat, neck, skin, as well as cardiovascular, respiratory, abdominal, and nervous systems. Each clinically significant abnormal finding at screening will be recorded in the medical history.
- A targeted physical examination will include areas suggested by the medical history. Each clinically significant abnormal finding following vaccination will be recorded as an AE.
- All physical examinations will be performed by a licensed healthcare provider (eg, physician, physician assistant, or licensed nurse practitioner).

8.2.2 Vital Signs

Vital signs, including heart rate, pulse oximetry, blood pressure, and body temperature, will be performed as specified in the SoA (Section 1.3). The participant should be resting prior to the collection of vital signs.

Data collected through the digital health device on heart rate, respiratory rate, temperature, and oxygen saturation level will be recorded as exploratory efficacy measurements and should not be reported as AEs unless resulting in an MAAE or SAE.

Situations in which vital sign results should be reported as AEs are described in Section 8.3.5.

8.2.3 Clinical Laboratory Assessments

A Laboratory Manual will be provided to the sites that specifies the procedures for collection, processing, storage, and shipment of samples, as well as laboratory contact information, specific to this clinical study.

For women participants of childbearing potential, a urine sample for pregnancy testing will be collected according to the SoA (Section 1.3). Urine pregnancy tests for β -hCG may be performed at the site using a licensed test (dipstick). If urine tests positive or indeterminate, a quantitative serum β -hCG will be performed for confirmation.

Additional safety samples may be collected if clinically indicated at the discretion of the investigator

8.3 Adverse Events and Serious Adverse Events

The principal investigator is responsible for ensuring that all staff involved in the study are familiar with the content of this section.

The definitions of an AE or SAE can be found in [Appendix B](#).

All AEs are considered to be unsolicited AEs (collected by ‘open question’ at study visits) unless categorized as solicited AEs recorded in the substudy only.

Solicited AEs are local or systemic predefined events for assessment of reactogenicity. Solicited AEs will be collected in a Solicited AE e-Diary only for participants in the substudy (see Section [8.3.7](#)), and will be assessed separately from the (unsolicited) AEs collected during the study.

General information for AEs in this protocol excludes solicited AEs.

AEs will be reported by the participant (or, when appropriate, by a caregiver, surrogate, or the participant's legally authorized representative).

The investigator and any designees are responsible for detecting, documenting, and recording events that meet the definition of an AE.

8.3.1 Time Period and Frequency for Collecting AE and SAE Information

AEs will be recorded for 28 days post each dose of study intervention.

Solicited AEs will be recorded only for participants in the substudy for 7 days post each dose of study intervention.

SAEs will be recorded from the time of signature of the informed consent form through the last participant contact.

MAAEs and AESIs will be recorded from Day 1, post treatment, through the last participant contact.

See the SoA (Section [1.3](#)) for the scheduled timepoints.

If the investigator becomes aware of an SAE with a suspected causal relationship to the study intervention that occurs after the end of the clinical study in a participant treated by him or her, the investigator shall, without undue delay, report the SAE to the Sponsor.

8.3.2 Follow-up of AEs and SAEs

Any AEs that are unresolved at the participant’s last AE assessment in the study are followed up by the investigator for as long as medically indicated, but without further recording in the

eCRF. The Sponsor retains the right to request additional information for any participant with ongoing AE(s)/SAE(s) at the end of the study, if judged necessary.

AE variables

The following variables will be collected for each AE:

- AE (verbatim)
- Date when the AE started and stopped
- Severity grade/maximum severity grade/changes in severity grade
- Whether the AE is serious or not
- Investigator causality rating against the study intervention (yes or no)
- Action taken with regard to study intervention
- AE caused participant's withdrawal from study (yes or no)
- Outcome

In addition, the following variables will be collected for SAEs:

- Date AE met criteria for SAE
- Date investigator became aware of SAE
- AE is serious due to
- Date of hospitalization
- Date of discharge
- Probable cause of death
- Date of death
- Autopsy performed
- Causality assessment in relation to study procedure(s)
- Causality assessment to other medication

The grading scales from US FDA guidance for healthy volunteers enrolled in a preventive vaccine clinical study ([FDA 2007](#)) will be utilized for all unsolicited events with an assigned severity grading.

8.3.3 Causality Collection

The investigator should assess causal relationship between study intervention and each AE, and answer 'yes' or 'no' to the question 'Do you consider that there is a reasonable possibility that the event may have been caused by the investigational product?'

For SAEs, causal relationship should also be assessed for other medication and study procedures. Note that for SAEs that could be associated with any study procedure the causal relationship is implied as 'yes.'

A guide to the interpretation of the causality question is found in [Appendix B](#).

8.3.4 Adverse Events Based on Signs and Symptoms

All AEs spontaneously reported by the participant or reported in response to the open question from the study site staff: 'Have you had any health problems since the previous visit/you were last asked?', or revealed by observation will be collected and recorded in the eCRF. When collecting AEs, the recording of diagnoses is preferred (when possible) to recording a list of signs and symptoms. However, if a diagnosis is known and there are other signs or symptoms that are not generally part of the diagnosis, the diagnosis and each sign or symptom will be recorded separately.

8.3.5 Adverse Events Based on Examinations and Tests

The results from the Clinical Study Protocol-mandated vital signs will be summarized in the CSR.

Deterioration as compared to baseline in protocol-mandated vital signs should therefore only be reported as AEs if they fulfil any of the SAE or MAAE criteria or are considered to be clinically relevant as judged by the investigator (which may include but not limited to consideration as to whether treatment or non-planned visits were required).

If deterioration in a vital sign is associated with clinical signs and symptoms, the sign or symptom will be reported as an SAE or MAAE, and the associated vital sign will be considered as additional information.

8.3.6 Hy's Law

Cases where a participant shows elevations in liver biochemistry may require further evaluation. Any occurrences of AST or ALT $\geq 3 \times$ ULN together with total bilirubin $\geq 2 \times$ ULN *and* confirmed as a Hy's Law case should be reported as an SAE.

Hy's Law

AST or ALT $\geq 3 \times$ ULN together with TBL $\geq 2 \times$ ULN, where no other reason, other than the study intervention, can be found to explain the combination of increases, eg, elevated ALP indicating cholestasis, viral hepatitis, another drug. The elevation in transaminases must precede or be coincident with (ie, on the same day) the elevation in TBL, but there is no specified timeframe within which the elevations in transaminases and TBL must occur.

8.3.7 Solicited Adverse Events (Only for Substudy)

Local and systemic predefined solicited AEs for reactogenicity assessment (Table 8) will be collected in a Solicited AE e-Diary for 7 days following administration of each dose of study intervention only from participants in the substudy.

Solicited AEs should not be reported as unsolicited AEs (see Section 8.3). However, solicited AEs should be reported as SAEs or MAAEs if they fulfil the criteria (see Sections 8.3 and 8.3.8, respectively).

Table 8 List of Predefined Solicited Adverse Events for Reactogenicity Assessment

Local	Systemic
Pain at the site of injection	Fever (> 100 °F [> 37.8 °C]) ^a
Erythema/redness at the site of injection ^b	Chills
Tenderness	Muscle pains
Induration/swelling at the site of the injection ^b	Fatigue
	Headache
	Malaise
	Nausea
	Vomiting

^a Fever measured by any route. Investigators who consider a temperature lower than this cutoff as a fever or a ‘fever’ reported by participants without documentation by a thermometer should record the event as ‘elevated body temperature.’

^b Swelling and redness must be ≥ 0.25 inches (≥ 0.6 centimeters) in diameter.

Solicited AE e-Diary

On Day 1, participants in the substudy (or, if applicable, their caregiver, surrogate, or legally authorized representative) will be given an oral thermometer, tape measure, and access to the Solicited AE e-Diary, with instructions on use, along with the emergency 24-hour telephone number to contact the on-call study physician if needed.

Participants will be instructed to record for 7 days following administration of each dose of study intervention, the timing and severity of local and systemic solicited AEs, if applicable, and whether medication was taken to relieve the symptoms.

Severity Assessment of Solicited AEs

Severity will be assessed for solicited AEs by the participant (or, if applicable, their caregiver, surrogate, or legally authorized representative) according to toxicity grading scales modified and abridged from the US FDA guidance (FDA 2007) as defined in Appendix D. Because

solicited AEs are expected to occur after vaccination, they will not be assessed for relationship to study intervention.

8.3.8 Medically Attended Adverse Events

MAAEs will be collected according to the timepoints specified in the SoA (Section 1.3).

MAAEs are defined as AEs leading to medically-attended visits that were not routine visits for physical examination or vaccination, such as an emergency room visit, or an otherwise unscheduled visit to or from medical personnel (medical doctor) for any reason. AEs, including abnormal vital signs, identified on a routine study visit or during the scheduled illness visits will not be considered MAAEs.

8.3.9 Adverse Events of Special Interest

AESIs will be collected according to the timepoints specified in the SoA (Section 1.3).

AESIs are events of scientific and medical interest specific to the further understanding of study intervention safety profile and require close monitoring and rapid communication by the investigators to the Sponsor. AESIs for AZD1222 are based on Brighton Collaboration case definitions (SPEAC 2020), clinical experience, and scientific interest. See Appendix E for a listing and description of AZD1222 AESIs.

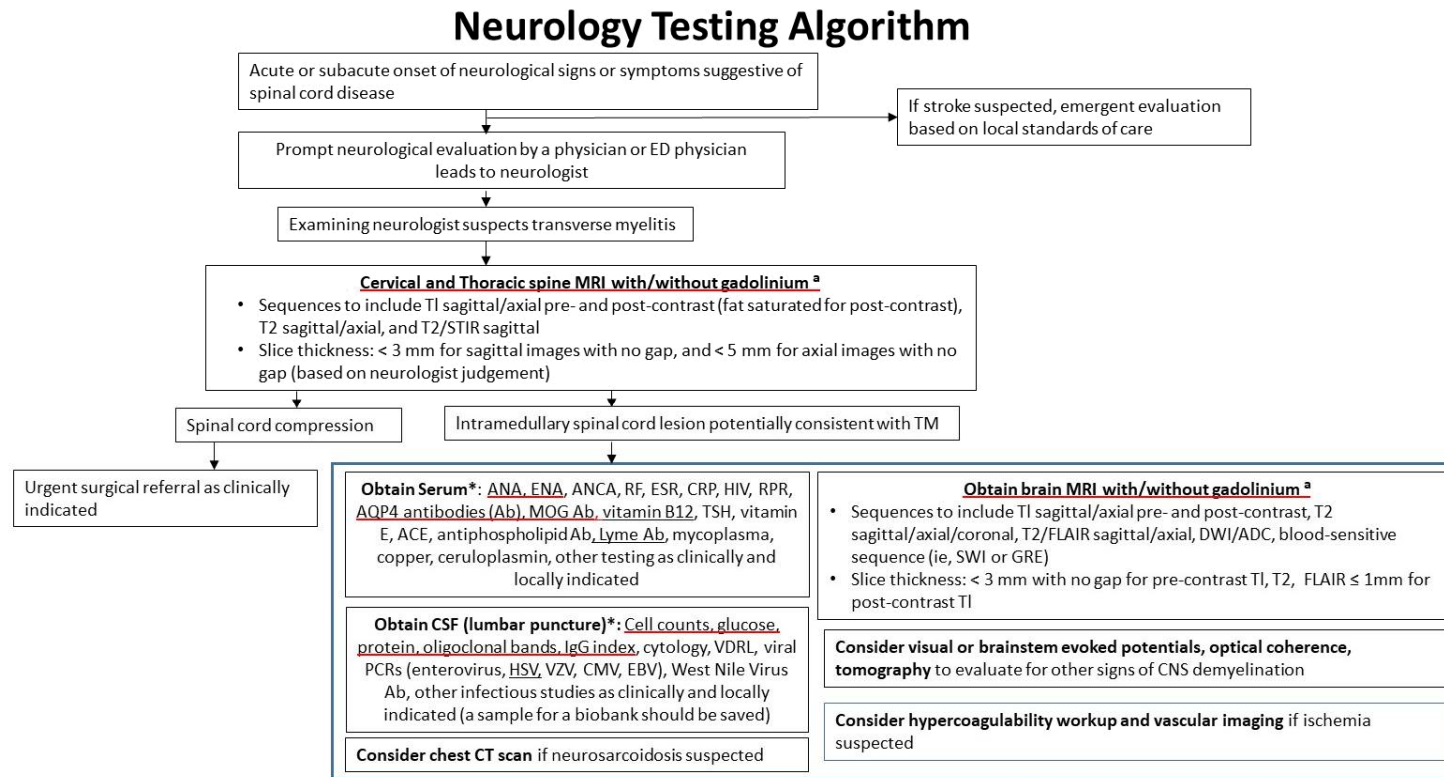
An AESI can be serious or non-serious. All AESIs will be recorded in the eCRF. If any AESI occurs in the course of the study, investigators or other site personnel will inform the appropriate Sponsor representatives within one day ie, immediately but **no later than 24 hours** of when he or she becomes aware of it. Serious AESIs will be recorded and reported as per Section 8.3.10.

8.3.9.1 Potential Neurological AESIs

If a participant experiences new onset (acute or subacute) motor and sensory disturbances (eg, weakness, numbness, paresthesias, hypoesthesia, hyperesthesia, dysesthesias), bowel/bladder dysfunction, gait impairment, visual disturbance, or any event of myelitis, encephalomyelitis, transverse myelitis, or other sudden neurological deficit, there should be prompt neurological evaluation, including referral to a neurology specialist for further evaluation and testing, as clinically indicated. Testing can include evaluation for peripheral demyelinating conditions (eg, EMG). In cases of concern for spinal cord disease, see Figure 2 for a recommended testing algorithm.

An independent Neurological AESI Expert Committee will review and provide advice on the diagnosis and causality assessment of selected neurological AESIs occurring in the AZD1222 clinical development program (see Appendix A 5).

Figure 2 Neurology Testing Algorithm



^arecommended tests based on clinical judgement. Core set underlined

^a Adapted from (Rovira et al 2015)

Ab = antibody; ACE = angiotensin converting enzyme; ADC = apparent diffusion coefficient; ANA = antinuclear antibody; ANCA = antineutrophil cytoplasmic antibodies; AQP4 = aquaporin 4; CMV = cytomegalovirus; CNS = central nervous system; CRP = c-reactive protein; CSF = cerebral spinal fluid; CT = computed tomography; DWI = diffusion-weighted image; EBV = Epstein-Barr virus; ED = emergency department; ENA = extractable nuclear antigen antibodies; ESR = erythrocyte sedimentation rate; FLAIR = fluid-attenuated inversion recovery; GRE = gradient echo; HIV = human immunodeficiency virus; HSV = herpes simplex virus; IgG = immunoglobulin G; MOG = myelin oligodendrocyte glycoprotein; MRI = magnetic resonance image; PCR = polymerase chain reaction; RF = rheumatoid factor; RPR = rapid plasma reagin; STIR = short T1 inversion recovery; SWI = susceptibility-weighted imaging; TSH = thyroid stimulating hormone; TM = transverse myelitis; VDRL = Venereal Disease Research Laboratories; VZV = varicella-zoster virus.

8.3.10 Reporting of Serious Adverse Events

All SAEs have to be reported, whether or not considered causally related to the study intervention, or to the study procedure(s). All SAEs will be recorded in the eCRF.

If any SAE occurs in the course of the study, investigators or other site personnel will inform the appropriate Sponsor representatives within one day ie, immediately but **no later than 24 hours** of when he or she becomes aware of it.

The designated Sponsor representative will work with the investigator to ensure that all the necessary information is provided to the AstraZeneca Patient Safety data entry site **within one calendar day** of initial receipt for fatal and life-threatening events **and within 5 calendar days** of initial receipt for all other SAEs.

For fatal or life-threatening AEs where important or relevant information is missing, active follow-up will be undertaken immediately. Investigators or other site personnel will inform Sponsor representatives of any follow-up information on a previously reported SAE within one calendar day, ie, immediately but no later than 24 hours of when he or she becomes aware of it.

Once the investigators or other site personnel indicate an AE is serious in the EDC system, an automated email alert is sent to the designated Sponsor representative.

If the EDC system is not available, then the investigator or other study site staff reports an SAE to the appropriate Sponsor representative by telephone or other method.

The Sponsor representative will advise the investigator/study site staff how to proceed.

For further guidance on the definition of an SAE, see [Appendix B](#).

The reference document for definition of expectedness is the AZD1222 IB, Section 5.6.

8.3.11 Pregnancy

All pregnancies and outcomes of pregnancy with conception dates following administration of study intervention should be reported to the Sponsor, except if the pregnancy is discovered before the participant has received any study intervention.

8.3.11.1 Maternal Exposure

Female participants who are pregnant or have a confirmed positive pregnancy test at screening or Day 1 will be excluded from the study (see Section 5.2). Pregnancy itself is not regarded as an AE unless there is a suspicion that the study intervention may have interfered with the effectiveness of a contraceptive medication. Congenital abnormalities/birth defects and spontaneous miscarriages should be reported and handled as SAEs. Elective abortions without

complications should not be handled as AEs. The outcome of all pregnancies (spontaneous miscarriage, elective termination, ectopic pregnancy, normal birth or congenital abnormality) should be followed up and documented even if the participant was discontinued from the study.

If any pregnancy occurs in the course of the study, then the investigator or other site personnel informs the appropriate Sponsor representatives within **1 day**, ie, immediately but **no later than 24 hours** of when he or she becomes aware of it.

The designated Sponsor representative works with the investigator to ensure that all relevant information is provided to the AstraZeneca Patient Safety data entry site **within 1 or 5 calendar days** for SAEs (see Section 8.3.10) and **within 30 days** for all other pregnancies that are not associated with an SAEs.

The same timelines apply when outcome information is available.

The PREGREP module in the eCRF is used to report the pregnancy and the paper-based PREGOUT module may be used to report the outcome of the pregnancy.

8.3.12 Medication Error

If a medication error occurs, then the investigator or other site personnel informs the appropriate Sponsor representatives within **1 day**, ie, immediately but **no later than 24 hours** of when he or she becomes aware of it.

The designated Sponsor representative works with the investigator to ensure that all relevant information is completed within **1** (Initial Fatal/Life-Threatening or follow up Fatal/Life-Threatening) **or 5** (other serious initial and follow up) **calendar days** if there is an SAE associated with the medication error (see Section 8.3.10) and **within 30 days** for all other medication errors.

The definition of a Medication Error can be found in [Appendix B 4](#).

8.3.13 Medical Device Deficiencies

Any deficiency observed with the digital health device (third-party medical device) will be collected and reported to the manufacturer by the investigators or other site personnel within one day ie, immediately but no later than 24 hours of when he or she becomes aware of it.

A medical device deficiency is an inadequacy of a medical device with respect to its identity, quality, durability, reliability, safety, or performance. Medical device deficiencies include malfunctions, use errors, and information supplied by the manufacturer.

The manufacturer's medical device complaint report will be used to collect the deficiency.

8.4 Overdose

For this study, any dose of study intervention exceeding that specified in the protocol will be considered an overdose.

There is no specific treatment for an overdose with AZD1222. If overdose occurs, the participant should be treated supportively with appropriate monitoring as necessary.

- An overdose with associated AEs is recorded as the AE diagnosis/symptoms on the relevant AE modules in the eCRF and on the Overdose eCRF module
- An overdose without associated symptoms is only reported on the Overdose eCRF module

If an overdose occurs in the course of the study, the investigator or other site personnel inform appropriate Sponsor representatives immediately, but **no later than 24 hours** after when he or she becomes aware of it.

The designated Sponsor representative works with the investigator to ensure that all relevant information is provided to the AstraZeneca Patient Safety data entry site **within one or 5 calendar days** for overdoses associated with an SAE (see Section 8.3.10) and **within 30 days** for all other overdoses.

8.5 Human Biological Samples

Instructions for the collection and handling of biological samples will be provided in the study-specific laboratory manual. Samples should be stored in a secure storage space with adequate measures to protect confidentiality. Further details on Handling of Human Biological Samples are provided in [Appendix C](#).

Samples will be stored for a maximum of 15 years from the date of the issue of the CSR in line with consent and local requirements, after which they will be destroyed/repatriated.

Remaining biological sample aliquots will be retained at the Sponsor or its designee for a maximum of 15 years following issue of the CSR. Additional use excludes genetic analysis and includes but is not limited to, analysis of COVID-19 and other coronavirus-related diseases or vaccine-related responses, eg, exploratory immunology, such as systems serology and profiling of B- and T-cell repertoire. The results from further analysis will not be reported in the CSR.

8.5.1 Pharmacokinetics

Pharmacokinetic parameters are not evaluated in this study.

8.5.2 Immunogenicity Assessments

Serum samples for immunogenicity assessments will be collected according to the SoA (Section 1.3). Samples will be collected, labelled, stored, and shipped as detailed in the Laboratory Manual. Results for exploratory immunogenicity analyses may be reported separately from the CSR.

8.5.2.1 SARS-CoV-2 Serology Assessments

Serum samples will be collected to assess SARS-CoV-2 antigen-specific antibody levels from all participants according to the SoA (Section 1.3). Authorized laboratories will assess serologic responses to AZD1222 by the rate of participants seroconverting from negative to positive as defined by a validated immunoassay directed at the SARS-CoV-2 S antigen. The rate of asymptomatic SARS-CoV-2 infection in participants receiving AZD1222 vs placebo will be determined by seroconversion in a SARS-CoV-2 Nucleocapsid assay operated by an authorized laboratory. Serologic assessment to S, RBD, and Nucleocapsid antigens will also be assessed quantitatively using a validated multiplexed MSD immunoassay.

8.5.2.2 SARS-CoV-2 Neutralizing Antibody Assessments

Serum samples to measure SARS-CoV-2 neutralizing antibody levels will be collected from participants in the substudy according to the timepoints specified in the SoA (Section 1.3). Authorized laboratories will measure neutralizing antibodies to SARS-CoV-2 using validated wild-type neutralization assay or pseudo-neutralization assays.

8.5.2.3 Assessment of Mucosal Responses

Nasal samples to evaluate SARS-CoV-2 antigen-specific antibody responses in nasal secretions will be collected from participants in the substudy, from participants enrolled in the immunogenicity cohort, and during illness visits according to the SoA (Section 1.3). Nasal adsorption specimens will be collected by synthetic absorptive matrix sampling as outlined in the laboratory manual. Antibody responses to SARS-CoV-2 S, RBD, and Nucleocapsid antigens may be assessed in a qualified multiplexed MSD immunoassay and stratified by antibody isotype (IgA, IgG, IgM).

8.5.2.4 Assessment of Cell-mediated Immune Responses

Cell-mediated immune responses (ie, B-cell and T-cell responses) will be assessed by characterizing PBMCs using methods that may include T-cell ELISpot assays to SARS-CoV-2 antigens, flow cytometry after intracellular cytokine staining, single-cell RNA sequencing, B-cell and T-cell receptor sequencing, and other methodology as determined by the Sponsor and/or authorized laboratories. Data on Th1/Th2 polarization after AZD1222 vaccination will be provided and may be reported separately from the CSR. Samples will be collected from up to 300 participants in the substudy, from approximately 300 participants in the immunogenicity cohort, and from up to approximately the first 3 000 participants, where

operationally feasible, during the Day 1 illness visit, as well as participants who have a positive SARS-CoV-2 RT-PCR result at timepoints specified in the SoA (Section 1.3).

Additionally, plasma will be isolated from the whole blood samples collected to isolate PBMCs, which may be utilized for exploratory immunogenicity and biomarker analyses as outlined in Section 8.6.2.

8.5.2.5 Additional Serum Immunogenicity

Additional serum samples for exploratory immunogenicity evaluation will be obtained according to the SoA (Section 1.3). Serologic assessment to seasonal coronavirus antigens will also be assessed quantitatively using a qualified multiplexed MSD immunoassay, while anti-vector immune responses (ie ChAdOx1 neutralizing antibody responses) will characterize the induction of antibodies to the ChAdOx1 vector and the persistence of these antibodies over time. Exploratory sera samples may be utilized to investigate additional humoral and cellular immune responses as well as potential correlates of protection as determined by the Sponsor and/or authorized laboratories based upon emerging safety, efficacy, and immunogenicity data.

8.5.3 Pharmacodynamics

Pharmacodynamics are not evaluated in this study.

8.6 Human Biological Sample Biomarkers

8.6.1 Collection of Mandatory Samples for Biomarker Analysis

By consenting to participate in the study, the participant consents to participate in the mandatory research components of the study.

Samples for biomarker research are required and will be collected from participants during illness visits as specified in the SoA (Section 1.3). Mid-turbinate nasal and nasopharyngeal swabs will be collected at site illness visits for virologic assessments. Saliva samples will be collected at site illness visits and by the participants during the home-collection period. These biomarker measurements will support our understanding of potential correlates of protection, duration of immune responses, and correlations between immunogenicity and reactogenicity. Details for sample collection, processing, and testing will be provided in the Laboratory Manual.

Any results from such analyses may be reported separately from the CSR.

8.6.1.1 Virologic Assessments

Instructions for obtaining and processing mid-turbinate nasal swabs and nasopharyngeal swab samples are provided in the Laboratory Manual. Mid-turbinate nasal and nasopharyngeal swabs will be assessed by authorized RT-PCR assays for the detection of SARS-CoV-2 by

local and central laboratories, respectively. Genotypic analysis of the viral S protein will be performed by next generation sequencing modalities. Additionally, a validated multiplexed respiratory panel may be utilized to assess for the presence of other respiratory pathogens in nasopharyngeal swabs in a central laboratory operated on behalf of the Sponsor.

8.6.1.2 Assessment of Viral Shedding

Viral shedding will be assessed in saliva samples collected using a Spectrum DNA (SDNA-1000) collection kit or other saliva collection devices at site illness visits or self-collected at home, by an authorized RT-PCR assay for the measurement of SARS-CoV-2. Collection of saliva sample for viral shedding is optional in non-USA sites and may occur after a feasibility assessment has been completed.

8.6.2 Other Study-related Biomarker Research

Already collected samples may be analyzed for different biomarkers thought to play a role in COVID-19 severity or outcomes including, but not limited to serum, plasma or mucosal cytokines, quantification of RNA, micro-RNA, and/or non-coding RNA using quantitative RT-PCR, microarray, sequencing, or other technology in blood, PBMCs, or mucosal specimens to evaluate their association with observed clinical responses to AZD1222. Other study-related biomarker research excludes genetic analysis.

For storage, re-use, and destruction of biomarker samples see Section 8.5.

8.7 Optional Genomics Initiative Sample

Optional Genomics Initiative research is not applicable anymore to this study.

8.8 Medical Resource Utilization and Health Economics

Medical resource utilization and health economics are not applicable in this study.

9 STATISTICAL CONSIDERATIONS

9.1 Statistical Hypotheses

The primary efficacy endpoint is a binary response, whereby a participant is defined as a COVID-19 case if their first case of SARS-CoV-2 RT-PCR-positive symptomatic illness occurs ≥ 15 days post second dose of study intervention. Otherwise, a participant is not defined as a COVID-19 case. VE will be calculated as 1-relative risk, which is the incidence of infection in the vaccine group relative to the incidence of infection in the control group. The null hypothesis is: VE is equal to 30%. Whereas, the alternative hypothesis is: VE is not equal to 30%. That is:

- Null hypothesis: $VE = 30\%$
- Alternative hypothesis: $VE \neq 30\%$

The primary efficacy endpoint will be formally assessed at 2 time points during the study, giving an interim analysis and a primary analysis. A Lan-DeMets alpha-spending function has been used to control the overall type I error at 5% with 0.31% alpha at the interim and 4.9% at the primary analysis. At the interim analysis, the VE will be presented with a 2-sided 99.69% CI, and statistical significance will be achieved if the 2-sided 99.69% CI is $> 30\%$. The success criterion for the interim analysis will be statistical significance with an observed VE point estimate of at least 50%. At the primary analysis VE will be presented with a 2-sided 95.10% CI, and statistical significance will be achieved if the 2-sided 95.10% CI is $> 30\%$. The success criterion for the primary analysis of the study will be statistical significance with an observed VE point estimate of at least 50%.

In the event that the results of the interim or primary analysis are statistically significant for the primary efficacy endpoint, an additional analysis with 5% alpha will be performed once all participants have completed their first year of follow up.

9.2 Sample Size Determination

Approximately 44 000 participants will be screened such that approximately 30 000 participants will be randomized in a 2:1 ratio to receive 2 IM doses of either 5×10^{10} vp (nominal, $\pm 1.5 \times 10^{10}$ vp) AZD1222 (the active group, n = approximately 20 000) or saline placebo (the control group, n = approximately 10 000) 4 weeks apart.

Note: 'Enrolled' means a participant's, or their legally acceptable representative's, agreement to participate in a clinical study following completion of the informed consent process. Potential participants who are screened for the purpose of determining eligibility for the study, but are not randomly assigned/assigned in the study, are considered 'screen failures,' unless otherwise specified by the protocol.

The sample size calculations are based on the primary efficacy endpoint and were derived following a modified Poisson regression approach ([Zou 2004](#)). The calculations account for an interim and primary analysis, and the timing of these analyses will be driven by the number of events observed in the study. The interim analysis will be carried out when approximately 50% of the total amount of statistical information is available. A Lan-DeMets alpha-spending function has been used to account for multiplicity, where the Type I error at the interim and primary analyses is with 0.31% alpha at the interim analysis and 4.9% at the primary analysis such that the overall Type I error is controlled at 5%. The calculations assume minimal loss to follow-up as it is anticipated that participants will remain engaged in the study. All participants will be followed for the entire duration of the study.

For the primary efficacy analysis, approximately 150 events meeting the primary efficacy endpoint definition are required across the active and control groups within the population of

participants who are not seropositive at baseline to detect a VE of 60% with > 90% power. These calculations assume an observed attack rate of approximately 0.8% and are based on a 2-sided test, where the lower bound of the 2-sided 95.10% CI for VE is required to be greater than 30% with an observed point estimate of at least 50%.

An interim efficacy analysis will be conducted when approximately 75 events meeting the primary efficacy endpoint definition have been reported across the active and control groups within the population of participants who are not seropositive at baseline, which will give > 70% power to detect a VE of 70% and > 90% power to detect a VE of 75%. These calculations assume an observed attack rate of approximately 0.4% and are based on a 2-sided test, where the lower bound of the 2-sided 99.69% CI for VE is required to be greater than 30% with an observed point estimate of at least 50%. A statistically significant finding at the interim analysis will not be considered a reason to stop the study, but instead will be interpreted as early assessment of efficacy.

9.3 POPULATIONS FOR ANALYSES

The following populations are defined:

Table 9 Populations for Analysis

Population	Description
All participants analysis set	All participants screened for the study, to be used for reporting disposition and screening failures.
Full analysis set	All randomized participants who received at least one dose of study intervention, irrespective of their protocol adherence and continued participation in the study. Participants will be analyzed according to their randomized treatment irrespective of whether or not they have prematurely discontinued, according to the intent-to-treat principle. Participants who withdraw consent or assent to participate in the study will be included up to the date of their study withdrawal.
Fully vaccinated analysis set	The fully vaccinated analysis set will include all participants in the full analysis set who are seronegative at baseline, receive 2 doses of study intervention, and who remain on-study 15 days after their second dose without having had a prior SARS-CoV-2 RT-PCR-positive confirmed COVID-19 infection.
Per-protocol analysis set	The per-protocol analysis set will include participants in the fully vaccinated analysis set who receive the correct dose of randomized treatment and who do not have a serious protocol deviation. Detailed criteria defining this analysis set will be documented in the Statistical Analysis Plan. Erroneously-treated participants who receive one dose of active study intervention and one dose of placebo, regardless of the sequence, will be excluded from this analysis set.

Population	Description
Safety analysis set	<p>The safety analysis set consists of all participants who have received at least one dose of study intervention.</p> <p>Erroneously-treated participants (eg, those randomized to treatment A but were actually given treatment B) are accounted for in this analysis set by assigning them to the treatment they actually received.</p> <p>A participant who has on one or several occasions received active study intervention is classified as active for all summaries, including summaries by dose.</p>
Immunogenicity analysis set	<p>The immunogenicity analysis population will include all participants in the safety analysis set who have no protocol deviations judged to have the potential to interfere with the generation or interpretation of an immune response. Examples of protocol violations will be documented in the Statistical Analysis Plan.</p>

COVID-19 = coronavirus disease 2019; RT-PCR = reverse transcriptase polymerase chain reaction; SARS-CoV-2 = severe acute respiratory syndrome-coronavirus 2.

9.4 Statistical Analyses

The primary DBL will occur after approximately 150 events have been observed for the primary endpoint (see Section 9.2) within the population of participants who are not seropositive at baseline. All participants in the study will be assessed for efficacy and safety for 2 years following the first dose of study intervention (Day 730). The final DBL will occur when all participants have completed the study.

This section is a summary of the planned statistical analyses of the most important endpoints, including primary and key secondary endpoints. A more technical and detailed description of the statistical analyses will be described in the SAP, and an approved version will be finalized prior to the interim analyses (see Section 9.5).

All personnel involved in the analyses of the study will remain blinded until the primary DBL and protocol deviations are identified, unless the DSMB determines that the efficacy and safety have been definitively established during interim analysis. In this case, the DSMB will notify the Oversight Group who will then determine the course of action for the study, which may include unblinding personnel from the Sponsor or its representatives associated with the analyses and regulatory submission of interim results.

Analyses will be performed by the Sponsor or its representatives.

Categorical variables will be summarized using frequency and percentages, where the denominator for calculation is the underlying analysis set population unless otherwise stated.

Continuous variables will be summarized with descriptive statistics of number of available observations, mean, standard deviation, median, minimum and maximum, and quartiles where more appropriate.

All point estimates will be presented together with a 95% CI, unless otherwise stated. P-values, corresponding to a 2-sided test, will be presented for comparisons between treatments. Methods for controlling multiplicity across endpoints are discussed in Section 9.4.4.

9.4.1 General Considerations

The primary efficacy analysis will be based on the double-blind, placebo-controlled phase of the study, and will compare participants randomized to receive 2 nominal doses of 5×10^{10} vp ($\pm 1.5 \times 10^{10}$ vp) AZD1222 against participants randomized to saline placebo.

The primary estimand will be used for the analysis of the primary efficacy endpoint. It will be based on participants in the fully vaccinated analysis set, defined as all randomized participants who are seronegative at baseline, receive 2 doses of study intervention, and who remain on-study 15 days after their second dose without having had a prior SARS-CoV-2 RT-PCR-positive confirmed COVID-19 infection, analyzed according to their randomized treatment. For participants with multiple events, only the first occurrence will be used for the primary efficacy endpoint analysis. The set of intercurrent events for this estimand consists of participants who withdraw from the study or are unblinded to treatment assignment prior to having met the primary efficacy endpoint. The intercurrent event of early study withdrawal will be handled using the treatment policy strategy and the absence of data following these participants' withdrawal will be treated as missing (ie, counted as not having met the criteria). Participants unblinded to treatment assignment prior to having met the criteria for the primary efficacy endpoint will be censored at the date of unblinding. Participants who withdraw before 15 days post second dose or who have a case prior to 15 days post second dose will be excluded from primary endpoint analysis.

Additional estimands will be specified for the primary efficacy endpoint to carry out sensitivity analyses for assessing the robustness of results. These sensitivity analyses will explore different methods for handling intercurrent events and different assumptions for missing data. Estimands will also be specified for the analysis of secondary endpoints. Full details will be provided in the SAP.

Demography and baseline characteristics will be summarized by treatment for the fully vaccinated analysis set, safety analysis set, and immunogenicity analysis set.

9.4.2 Efficacy

An overview of the primary and secondary efficacy objectives, endpoints, and the associated case definitions is presented in [Appendix F](#).

A blinded independent efficacy adjudication committee will review relevant data of potential cases for the COVID-19-related efficacy endpoint evaluations. More detail on this process will be provided in the SAP and the Efficacy Adjudication Committee Charter (see also [Appendix A 5](#)).

9.4.2.1 Primary Endpoint

The primary endpoint is the first case of SARS-CoV-2 RT-PCR-positive symptomatic illness occurring ≥ 15 days post second dose of study intervention, in a participant with negative serostatus at baseline. Participants will be included in the primary endpoint if they have RT-PCR-confirmed SARS-CoV-2 and meet the following criteria at any point from their initial illness visit at the site (Day 1) through their second illness visit (Day 14):

1 One or more Category A findings

OR

2 Two or more Category B findings

Category A:

- Pneumonia diagnosed by chest x-ray, or computed tomography scan
- Oxygen saturation of $\leq 94\%$ on room air or requiring either new initiation or escalation in supplemental O₂
- New or worsening dyspnea/shortness of breath

Category B:

- Fever > 100 °F (> 37.8 °C) or feverishness
- New or worsening cough
- Myalgia/muscle pain
- Fatigue that interferes with activities of daily living
- Vomiting and/or diarrhea (only one finding to be counted toward endpoint definition)
- Anosmia and/or ageusia (only one finding to be counted toward endpoint definition)

The primary efficacy endpoint will be assessed at 2 milestones during the study, giving an interim analysis (see Section 9.5) and a primary analysis. The timing of these analyses will be driven by the number of events observed in the study within the subset of participants who are seronegative at baseline. The interim analysis will be carried out when approximately

75 events meeting the primary efficacy endpoint definition have been observed, and the primary analysis will be carried out when approximately 150 events meeting the primary efficacy endpoint definition have been observed (see Section 9.2). A final analysis will also be carried out when all participants have completed the 2-year study. However, the final analysis will not be controlled for multiplicity and statistical hypotheses will be tested at a nominal 5% significance level (based on a 2-sided test).

As the primary efficacy analysis, the plan is to use the primary estimand and a Poisson regression model with robust variance (Zou 2004) to analyze the primary efficacy endpoint, including study arm and age as covariates as well as the log of the follow-up time as an offset. The VE will be estimated from the model, which will give the RRR in the incidence of SARS-CoV-2 RT-PCR-positive symptomatic illness. VE is calculated as $RRR = 100 \times (1 - \text{relative risk})$, which is the incidence of infection in the vaccine group relative to the incidence of infection in the control group expressed as a percentage. For the interim analysis the VE will be presented with a 2-sided 99.69% CI, and statistical significance will be achieved if the 2-sided 99.69% CI is $> 30\%$. The success criterion for the interim analysis will be statistical significance with an observed VE point estimate of at least 50%. At the primary analysis VE will be presented with a 2-sided 95.10% CI, and statistical significance will be achieved if the 2-sided 95.10% CI is $> 30\%$. The success criterion for the primary analysis of the study will be statistical significance with an observed VE point estimate of at least 50%. The CIs are based on a Lan-DeMets alpha-spending function for 2-group sequential tests.

In the event that the results of the interim or primary analysis are statistically significant for the primary efficacy endpoint, an additional analysis will be performed once all participants have completed their first year of follow up. For this analysis, VE will be presented with a 2-sided 95% CI, and statistical significance will be achieved if the 2-sided 95% CI is $> 0\%$.

Model assumptions will be checked and the robustness of the primary analysis will be assessed. The Poisson regression model with robust variance has the flexibility for exploring multiple imputation approaches using, eg, the observed placebo attack rate to impute missing data. If the Poisson regression model with robust variance fails to converge, an alternative approach will be implemented. Full details will be documented in the SAP.

To support the primary analysis, a Cox proportional hazard model will be fitted to the data as well as Kaplan-Meier curves presented for the active and control groups, showing the cumulative incidence of the first case of SARS-CoV-2 RT-PCR-positive symptomatic illness occurring ≥ 15 days post second dose of study intervention. In addition, descriptive statistics for the vaccine and control groups will also be produced. Full details will be documented in the SAP.

9.4.2.2 Secondary Endpoints

The set of secondary endpoints include the following summary measures, derived from binary outcomes:

- Incidence of the first post-treatment response (negative at baseline to positive post treatment with study intervention) for SARS-CoV-2 Nucleocapsid antibodies occurring ≥ 15 days post second dose of study intervention (key secondary endpoint)
- Incidence of the first case of SARS-CoV-2 RT-PCR-positive symptomatic illness occurring ≥ 15 days post second dose of study intervention using CDC criteria (see Section 8.1.1 for definition)
- Incidence of the first case of SARS-CoV-2 RT-PCR-positive symptomatic illness occurring ≥ 15 days post second dose of study intervention using University of Oxford-defined symptom criteria. Cases are defined as RT-PCR-confirmed SARS-CoV-2 and having at least one of the following symptoms
 - 1 New onset of fever (> 100 °F [> 37.8 °C]), OR
 - 2 Cough, OR
 - 3 Shortness of breath, OR
 - 4 Anosmia/ageusia
- Incidence of the first case of SARS-CoV-2 RT-PCR-positive symptomatic illness occurring ≥ 15 days post second dose of study intervention regardless of evidence of prior SARS-CoV-2 infection (key secondary endpoint)
- Incidence of SARS-CoV-2 RT-PCR-positive severe or critical symptomatic COVID-19 occurring ≥ 15 days post second dose of study intervention (see Section 8.1.3 for definition) (key secondary endpoint)
- Incidence of COVID-19-related Emergency Department visits occurring ≥ 15 days post second dose of study intervention (key secondary endpoint)

Following the same methodology outlined for the primary endpoint, each of the key secondary endpoints will be analysed by a separate Poisson regression model with robust variance (Zou 2004), including study arm and age as covariates according to the hierarchical approach for multiplicity protection (refer to Section 9.4.4).

For non-key secondary endpoints, the same methodology outlined for the primary endpoint will be applied however the RRR will be estimated from each model, with a corresponding 95% CI. A p-value, corresponding to a 2-sided test, will be presented to compare the vaccine against the control. The p-value will be nominal as non-key secondary endpoints are not controlled for multiplicity. To support these analyses, descriptive statistics will be produced for the vaccine and control groups. Full details will be documented in the SAP.

To assess immune response, the set of secondary endpoints also includes:

- Post-treatment GMTs and GMFRs from day of dosing baseline values to 28 days post each dose in SARS-CoV-2 S, RBD antibodies (MSD serology assay)
- Proportion of participants who have a post-treatment seroresponse (≥ 4 -fold rise in titers from day of dosing baseline values to 28 days post each dose) to the S, RBD antigens of AZD1222 (MSD serology assay)
- Post-treatment GMTs and GMFRs from day of dosing baseline values to 28 days post each dose in SARS-CoV-2 neutralizing antibodies (wild-type assay or pseudo-neutralization assay)
- Proportion of participants who have a post-treatment seroresponse (≥ 4 -fold rise in titers from day of dosing baseline value to 28 days post each dose) to AZD1222 as measured by SARS-CoV-2 neutralizing antibodies (wild-type assay or pseudo-neutralization assay)

The proportion of participants who have a post-treatment seroresponse to the S and RBD antigens of AZD1222 will be derived for the vaccine and control groups, with corresponding 95% Clopper-Pearson exact CIs. Similarly, the proportion of participants who have a post-treatment seroresponse to AZD1222 as measured by SARS-CoV-2 neutralizing antibodies will be derived for the vaccine and control groups, with corresponding 95% Clopper-Pearson exact CIs.

The GMT and GMFR endpoints will be analysed on the log (base 2) scale by separate analysis of variance (ANOVA) models, and will include study arm and age as categorical covariates. On the log scale, the models will be used to estimate a mean response for the vaccine and control groups and the difference (vaccine - control), with corresponding 95% confidence limits. These values will then be back-transformed to give geometric means for the vaccine and control groups and a ratio of geometric means (vaccine/control), with corresponding 95% confidence limits. A p-value, corresponding to a 2-sided test, will be presented to compare the vaccine against the control. The p-value will be nominal as secondary endpoints are not controlled for multiplicity.

To support these analyses, descriptive statistics will be produced for the vaccine and control groups. Full details will be documented in the SAP.

9.4.2.3 Exploratory Endpoints

Full details of the analyses for the exploratory endpoints will be specified in the SAP.

9.4.3 Safety

9.4.3.1 Primary Endpoints

Overview

The safety of AZD1222 will primarily be assessed by:

- Incidence of AEs for 28 days post each dose of study intervention
- Incidence of SAEs from Day 1 post treatment through Day 730
- Incidence of MAAE (defined in Section 8.3.8) and AESIs (defined in Section 8.3.9) from Day 1 post treatment through Day 730
- Incidence of local and systemic solicited AEs for 7 days post each dose of study intervention

AE severity will be graded according to the US FDA guidance (FDA 2007) and coded using the most recent version of the Medical Dictionary for Regulatory Activities. AEs will be presented for each treatment group by system organ class and preferred term. Summaries will include the number and percentage of participants reporting at least one event, number of events and exposure adjusted rates, where appropriate.

An overview of AEs will be presented for each treatment group, including the number and percentage of participants with any AE and SAEs. Summaries will present the relationship to study intervention as assessed by the investigator, maximum intensity, seriousness, and death.

A listing will cover details for each individual AE. Full details of all AE analyses will be provided in the SAP, including intercurrent events for safety due to potential unblinding of participants for administration of licensed and/or approved SARS-CoV-2 or COVID-19 vaccine.

9.4.3.2 Other Safety Endpoints

Vital Signs

For SARS-CoV-2-positive participants, vital sign measurements will be performed as specified in the SoA (Section 1.3). The set of assessments will include pulse oximetry, blood pressure, and body temperature.

Details of all vital sign analyses will be provided in the SAP, which will include descriptive statistics presented for observed and change from baseline values for all vital sign parameters.

9.4.4 Methods for Multiplicity Control

The primary efficacy endpoint and 4 key secondary endpoints will be assessed at 2 time points during the study, given an interim analysis and a primary analysis. A Lan-DeMets alpha-spending function has been used to account for multiplicity of the primary endpoint across the 2 time points, with 0.31% alpha at the interim analysis and 4.9% at the primary analysis. Thus,

the interim and primary analyses will present estimates with 2-sided 99.69% and 95.10% CIs, respectively, and statistical significance will be achieved if the 2-sided CIs are > 30%. At the interim or primary analysis, the success criterion for the study will be statistical significance with an observed VE point estimate of at least 50%. If the primary endpoint achieves statistical significance at the 0.31% level at the interim (or at the 4.9% level at the primary), a hierarchical approach will be used to control for multiplicity of the primary and key secondary efficacy endpoints. That is, the null hypotheses for these efficacy endpoints will be tested in a hierarchical order, and the subsequent null hypothesis will be tested at a significance level of 0.31% or 4.9% (2-sided), at the interim and primary analysis, respectively, only if the prior null hypothesis is rejected.

A formal assessment of the key secondary efficacy endpoints at the interim or primary will only be conducted if the statistical significance of the primary efficacy endpoint is demonstrated at 2-sided alpha of 0.31% at the interim or 4.9% at the primary analysis. With that, the overall Type I error is controlled at 0.05. Therefore, no further multiplicity adjustment is necessary.

The testing strategy at the interim analysis or primary analysis will be as follows:

Step 1:

- 1 Interim analysis: Perform the test of primary endpoint with 0.31% alpha level. If the 2-sided 99.69% CI is > 30% with VE point estimate \geq 50%, then proceed to Step 2. Otherwise no null hypothesis is rejected for the interim analysis.
- 2 Primary analysis: Perform the test of primary endpoint with 4.9% alpha level. If the 2-sided 95.10% CI is > 30% with VE point estimate \geq 50%, then proceed to Step 2. Otherwise no null hypothesis is rejected for the primary analysis.

Step 2:

- 1 Interim analysis: Test the 4 key secondary endpoints at the significance level of 0.31% using hierarchical fixed-sequence testing in the order below. If the 2-sided 99.69% CI is > 0%, then proceed to the next endpoint.
- 2 Primary analysis: Test the 4 key secondary endpoints at the significance level of 4.9% using hierarchical fixed-sequence testing in the order below. If the two-sided 95.10% CI is > 0%, then proceed to the next endpoint.
 - (a) Key Secondary Endpoint 1: Incidence of the first case of SARS-CoV-2 RT-PCR-positive symptomatic illness occurring \geq 15 days post second dose of study intervention regardless of evidence of prior SARS-CoV-2 infection.
 - (b) Key Secondary Endpoint 2: Incidence of the first case of SARS-CoV-2 RT-PCR-positive severe or critical symptomatic COVID-19 occurring \geq 15 days post second dose of study intervention.

- (c) Key Secondary Endpoint 3: Incidence of COVID-19-related Emergency Department visits occurring ≥ 15 days post second dose of study intervention.
- (d) Key Secondary Endpoint 4: Incidence of the first post-treatment response (negative at baseline to positive post treatment with study intervention) for SARS-CoV-2 Nucleocapsid antibodies occurring ≥ 15 days post second dose of study intervention.

In the event that the results of the interim or primary analysis are statistically significant for the primary efficacy endpoint based on the above testing strategy, an additional analysis will be performed once all participants have completed their first year of follow up. This analysis will use the same testing strategy described above for primary and key secondary endpoints, with a 5% alpha level.

9.4.5 Sensitivity Analyses

Sensitivity analyses will be explored to assess the robustness of treatment effects for the primary efficacy endpoint, where different missing data mechanisms will be explored using multiple imputation approaches. Full details of the sensitivity analyses will be specified in the SAP, and documented prior to the primary DBL.

9.4.6 Subgroup Analyses

Subgroup analyses will be carried out to assess the consistency of the treatment effect across key, pre-defined, subgroups. These analyses will focus on the primary efficacy endpoint, and they may be performed on secondary and exploratory endpoints if deemed appropriate. The list of subgroups includes, but may not be limited to: gender, age, and serostatus at baseline. Full details of all subgroup analyses will be described in the SAP, including hypotheses that will be tested and the covariates and interaction terms to be included in the statistical models.

9.5 Interim Analyses

The study has been powered to include an interim efficacy analysis, based on the primary efficacy endpoint. The statistical analysis described in Section 9.4.2.1 will be carried out by the COVID-19 Vaccine DSMB when approximately 75 events have been reported across the active and control groups (ie, when approximately 50% of the total amount of statistical information is available) within the population of participants who are seronegative at baseline. A statistically significant finding at the interim analysis (ie, 2-sided 99.69% CI is $> 30\%$) will not be considered a reason to stop the study, but instead will be interpreted as early assessment of efficacy. The SAP will describe the planned interim analyses in greater detail.

9.6 Data Safety Monitoring Committee

An independent COVID-19 Vaccine DSMB will provide oversight, to ensure safe and ethical conduct of the study. During the study, the benefit/risk assessment will be continuously monitored by the COVID-19 Vaccine DSMB to ensure that the balance remains favorable. Further details, composition, and operation of the COVID-19 Vaccine DSMB will be described in a separate COVID-19 Vaccine DSMB charter.

For details on the COVID-19 Vaccine DSMB, refer to [Appendix A 5](#).

10 SUPPORTING DOCUMENTATION AND OPERATIONAL CONSIDERATIONS

Appendix A Regulatory, Ethical, and Study Oversight Considerations

A 1 Regulatory and Ethical Considerations

- This study will be conducted in accordance with the protocol and with the following:
 - Consensus ethical principles derived from international guidelines including the Declaration of Helsinki and Council for International Organizations of Medical Sciences International Ethical Guidelines
 - Applicable ICH GCP Guidelines
 - Applicable laws and regulations
- The protocol, protocol amendments, ICF, IB, and other relevant documents (eg, advertisements) must be submitted to an IRB/IEC by the investigator and reviewed and approved by the IRB/IEC before the study is initiated.
- Any amendments to the protocol will require IRB/IEC and applicable Regulatory Authority approval before implementation of changes made to the study design, except for changes necessary to eliminate an immediate hazard to study participants.
- The Sponsor will be responsible for obtaining the required authorizations to conduct the study from the concerned Regulatory Authority. This responsibility may be delegated to a CRO but the accountability remains with the Sponsor.
- The investigator will be responsible for providing oversight of the conduct of the study at the site and adherence to requirements of 21 CFR, ICH guidelines, the IRB/IEC, European Regulation 536/2014 for clinical studies (if applicable), European Medical Device Regulation 2017/745 for clinical device research (if applicable), and all Food and Drug Administration (FDA) Regulations, as applicable and all other applicable local regulations

Regulatory Reporting Requirements for SAEs

- Prompt notification by the investigator to the Sponsor of an SAE is essential so that legal obligations and ethical responsibilities towards the safety of participants and the safety of a study intervention under clinical investigation are met.
- The Sponsor has a legal responsibility to notify both the local regulatory authority and other regulatory agencies about the safety of a study intervention under clinical investigation. The Sponsor will comply with country-specific regulatory requirements relating to safety reporting to the regulatory authority, IRBs/IECs, and investigators.
- For all studies except those utilizing medical devices, investigator safety reports must be prepared for suspected unexpected serious adverse reactions (SUSAR) according to local regulatory requirements and Sponsor policy and forwarded to investigators as necessary.
 - European Medical Device Regulation 2017/745 for clinical device research (if applicable), and all other applicable local regulations
- An investigator who receives an investigator safety report describing an SAE or other specific safety information (eg, summary or listing of SAEs) from the Sponsor will

review and then file it along with the Investigator's Brochure and will notify the IRB/IEC, if appropriate according to local requirements.

A 2 Financial Disclosure

Investigators and sub-investigators will provide the Sponsor with sufficient, accurate financial information as requested to allow the Sponsor to submit complete and accurate financial certification or disclosure statements to the appropriate regulatory authorities. Investigators are responsible for providing information on financial interests during the course of the study and for 1 year after completion of the study.

A 3 Informed Consent Process

The investigator or his/her representative will explain the nature of the study to the participant or his/her legally authorized representative and answer all questions regarding the study.

- Participants must be informed that their participation is voluntary and they are free to refuse to participate and may withdraw their consent at any time and for any reason during the study. Participants or their legally authorized representative will be required to sign a statement of informed consent that meets the requirements of 21 CFR 50, local regulations, ICH guidelines, Health Insurance Portability and Accountability Act requirements, where applicable, and the IRB/IEC or study center.
- The study medical record must include a statement that written informed consent was obtained before the participant was enrolled in the study and the date the written consent was obtained. The authorized person obtaining the informed consent must also sign the ICF.
- Participants must be re-consented to the most current version of the ICF(s) during their participation in the study if required by the IRB.
- A copy of the ICF(s) must be provided to the participant or the participant's legally authorized representative.

Participants who are rescreened are required to sign a new ICF.

The ICF will contain a separate section that addresses and documents the collection and use of any mandatory and/or optional human biological samples. The investigator or authorized designee will explain to each participant the objectives of the analysis to be done on the samples and any potential future use. Participants will be told that they are free to refuse to participate in any optional samples or the future use and may withdraw their consent at any time and for any reason during the retention period.

A 4 Data Protection

- Participants will be assigned a unique identifier by the Sponsor. Any participant records or datasets that are transferred to the Sponsor will contain the identifier only; participant

names or any information which would make the participant identifiable will not be transferred.

- The participant must be informed that his/her personal study-related data will be used by the Sponsor in accordance with local data protection law. The level of disclosure and use of their data must also be explained to the participant in the informed consent.
- The participant must be informed that his/her medical records may be examined by Clinical Quality Assurance auditors or other authorized personnel appointed by the Sponsor, by appropriate IRB/IEC members, and by inspectors from regulatory authorities.

A 5 Committee Structure

The safety of all Sponsor clinical studies is closely monitored on an ongoing basis by Sponsor representatives in consultation with Patient Safety. Issues identified will be addressed; for instance, this could involve amendments to the Clinical Study Protocol and letters to investigators.

A PSRT comprised of Sponsor, COVID-19 Prevention Network, Biomedical Advanced Research and Development Authority, and NIAID medical officers will be convened to oversee blinded safety surveillance of participants during the study. Further details, composition, and operation of the PSRT will be described in a separate COVID-19 Prevention Network PSRT Charter.

A COVID-19 Vaccine DSMB organized by the National Institutes of Health, National Institute for Allergy and Infectious Diseases, comprised of independent experts will be convened to provide oversight, to ensure safe and ethical conduct of the study. The COVID-19 Vaccine DSMB will facilitate the interim analysis for safety and efficacy and have the responsibility of evaluating cumulative safety and other clinical study data at regular intervals and making appropriate recommendations based on the available data. During the study, the benefit/risk assessment will be continuously monitored by the COVID-19 Vaccine DSMB to ensure that the balance remains favorable. For example, events of potential vaccine-associated enhanced respiratory disease will be evaluated by periodic reviews of COVID-19 cases by the DSMB. Specifically, the study will be paused for DSMB review if a statistically significantly higher risk ratio (> 1), at the 1-sided 5% significance level, is seen for cases of severe COVID-19 in the vaccine arm compared to the placebo arm. This assessment for a potentially increased risk ratio will begin after 8 cases of severe COVID-19 have accrued in the study. Based on the output of the review, the study could be paused for further evaluation of the potential signal. Full details of the COVID-19 Vaccine DSMB composition and operations can be found in the COVID-19 Vaccine DSMB Charter.

An independent Neurological AESI Expert Committee will be available to review and provide advice to the PSRT and the COVID-19 Vaccine DSMB on request about the diagnosis and causality assessment of selected neurological AESIs occurring in the AZD1222 clinical

development program. Details on the composition and operation of this committee are described in the Neurological AESI Expert Committee Charter.

A blinded independent efficacy adjudication committee will review relevant data of potential cases for the COVID-19-related efficacy endpoint evaluations. More detail on this process will be provided in the SAP and the Efficacy Adjudication Committee Charter.

A 6 Dissemination of Clinical Study Data

A description of this clinical study will be available on <http://astrazenecagrouptrials.pharmacm.com> and <http://www.clinicaltrials.gov> as will the summary of the study results when they are available. The clinical study and/or summary of study results may also be available on other websites according to the regulations of the countries in which the study is conducted.

A 7 Data Quality Assurance

- All participant data relating to the study will be recorded on eCRF unless transmitted to the Sponsor or designee electronically (eg, laboratory data). The investigator is responsible for verifying that data entries are accurate and correct by electronically signing the eCRF.
- The investigator must maintain accurate documentation (source data) that supports the information entered in the eCRF.
- The investigator must permit study-related monitoring, audits, IRB/IEC review, and regulatory agency inspections and provide direct access to source data documents.
- Monitoring details describing strategy (eg, risk-based initiatives in operations and quality such as Risk Management and Mitigation Strategies and Analytical Risk-Based Monitoring), methods, responsibilities and requirements, including handling of noncompliance issues and monitoring techniques (central, remote, or on-site monitoring) are provided in the relevant study plans.
- The Sponsor or designee is responsible for the data management of this study including quality checking of the data.
- The Sponsor assumes accountability for actions delegated to other individuals (eg, Contract Research Organizations).
- Study monitors will perform ongoing source data verification to confirm that data entered into the eCRF by authorized site personnel are accurate, complete, and verifiable from source documents; that the safety and rights of participants are being protected; and that the study is being conducted in accordance with the currently approved protocol and any other study agreements, ICH GCP, and all applicable regulatory requirements.
- Records and documents, including signed ICFs, pertaining to the conduct of this study must be retained by the investigator for 15 years after study completion unless local regulations or institutional policies require a longer retention period. No records may be destroyed during the retention period without the written approval of the Sponsor. No

records may be transferred to another location or party without written notification to the sponsor.

A 8 Source Documents

- Source documents provide evidence for the existence of the participant and substantiate the integrity of the data collected. Source documents are filed at the investigator's site.
- Data entered in the eCRF that are transcribed from source documents must be consistent with the source documents or the discrepancies must be explained. The investigator may need to request previous medical records or transfer records, depending on the study. Also, current medical records must be available.

A 9 Study and Site Start and Closure

The first act of recruitment is the first participant screened and will be the study start date.

The Sponsor designee reserves the right to close the study site or terminate the study at any time for any reason at the sole discretion of the Sponsor. Study sites will be closed upon study completion. A study site is considered closed when all required documents and study supplies have been collected and a study-site closure visit has been performed.

The investigator may initiate study-site closure at any time, provided there is reasonable cause and sufficient notice is given in advance of the intended termination.

Reasons for the early closure of a study site by the Sponsor or investigator may include but are not limited to:

- Failure of the investigator to comply with the protocol, the requirements of the IRB/IEC or local health authorities, the Sponsor's procedures, or GCP guidelines
- Inadequate recruitment of participants by the investigator
- Discontinuation of further study intervention development

If the study is prematurely terminated or suspended, the Sponsor shall promptly inform the investigators, the IECs/IRBs, the regulatory authorities, and any contract research organization(s) used in the study of the reason for termination or suspension, as specified by the applicable regulatory requirements. The investigator shall promptly inform the participant and should assure appropriate participant therapy and/or follow-up.

Participants from terminated sites may have the opportunity to be transferred to another site to continue the study.

A 10 Publication Policy

- The results of this study may be published or presented at scientific meetings. If this is foreseen, the investigator agrees to submit all manuscripts or abstracts to the Sponsor before submission. This allows the Sponsor to protect proprietary information and to provide comments.
- The Sponsor will comply with the requirements for publication of study results. In accordance with standard editorial and ethical practice, the Sponsor will generally support publication of multicenter studies only in their entirety and not as individual site data. In this case, a coordinating investigator will be designated by mutual agreement.
- Authorship will be determined by mutual agreement and in line with International Committee of Medical Journal Editors authorship requirements.

Appendix B Adverse Events: Definitions and Procedures for Recording, Evaluating, Follow-up, and Reporting

B 1 Definition of Adverse Events

An AE is the development of any untoward medical occurrence in a patient or clinical study participant administered a medicinal product and which does not necessarily have a causal relationship with this treatment. An AE can therefore be any unfavorable and unintended sign (eg, an abnormal laboratory finding), symptom (for example nausea, chest pain), or disease temporally associated with the use of a medicinal product, whether or not considered related to the medicinal product.

The term AE is used to include both SAEs and non-SAEs and can include a deterioration of a pre-existing medical occurrence. An AE may occur at any time, including run-in or washout periods, even if no study intervention has been administered.

B 2 Definition of Serious Adverse Events

An SAE is an AE occurring during any study phase (ie, run-in, treatment, washout, follow-up), that fulfils one or more of the following criteria:

- Results in death
- Is immediately life-threatening
- Requires in-participant hospitalization or prolongation of existing hospitalization
- Results in persistent or significant disability or incapacity
- Is a congenital abnormality or birth defect
- Is an important medical event that may jeopardize the participant or may require medical treatment to prevent one of the outcomes listed above.

AEs for **malignant tumors** reported during a study should generally be assessed as **SAEs**. If no other seriousness criteria apply, the 'Important Medical Event' criterion should be used. In certain situations, however, medical judgement on an individual event basis should be applied to clarify that the malignant tumor event should be assessed and reported as a **non-SAE**. For example, if the tumor is included as medical history and progression occurs during the study, but the progression does not change treatment and/or prognosis of the malignant tumor, the AE may not fulfil the attributes for being assessed as serious, although reporting of the progression of the malignant tumor as an AE is valid and should occur. Also, some types of malignant tumors, which do not spread remotely after a routine treatment that does not require hospitalization, may be assessed as non-serious; examples in adults include Stage 1 basal cell carcinoma and Stage 1A1 cervical cancer removed via cone biopsy.

Life Threatening

‘Life-threatening’ means that the participant was at immediate risk of death from the AE as it occurred or it is suspected that use or continued use of the study intervention would result in the participant’s death. ‘Life-threatening’ does not mean that had an AE occurred in a more severe form it might have caused death (eg, hepatitis that resolved without hepatic failure).

Hospitalization

Outpatient treatment in an emergency room is not in itself an SAE, although the reasons for it may be (eg, bronchospasm, laryngeal oedema). Hospital admissions and/or surgical operations planned before or during a study are not considered AEs if the illness or disease existed before the participant was enrolled in the study, provided that it did not deteriorate in an unexpected way during the study.

Important Medical Event or Medical Treatment

Medical and scientific judgement should be exercised in deciding whether a case is serious in situations where important medical events may not be immediately life threatening or result in death, hospitalization, disability, or incapacity but may jeopardize the participant or may require medical treatment to prevent one or more outcomes listed in the definition of serious. These should usually be considered as serious.

Simply stopping the suspect drug does not mean that it is an important medical event; medical judgement must be used.

Examples of important medical events include such events as listed below:

- Angioedema not severe enough to require intubation but requiring iv hydrocortisone treatment
- Hepatotoxicity caused by acetaminophen overdose requiring treatment with N-acetylcysteine
- Intensive treatment in an emergency room or at home for allergic bronchospasm
- Blood dyscrasias (eg, neutropenia or anaemia requiring blood transfusion, etc.) or convulsions that do not result in hospitalisation
- Development of drug dependency or drug abuse

Intensity Rating Scale

The grading scales found in the US FDA guidance for healthy volunteers enrolled in a preventive vaccine clinical study ([FDA 2007](#)) will be utilized for all events with an assigned severity grading.

It is important to distinguish between serious and severe AEs. Severity is a measure of intensity whereas seriousness is defined by the criteria in [Appendix B 2](#). An AE of severe

intensity need not necessarily be considered serious. For example, nausea that persists for several hours may be considered severe nausea, but not an SAE unless it meets the criteria shown in [Appendix B 2](#). On the other hand, a stroke that results in only a limited degree of disability may be considered a mild stroke but would be an SAE when it satisfies the criteria shown in [Appendix B 2](#).

B 3 A Guide to Interpreting the Causality Question

When making an assessment of causality consider the following factors when deciding if there is a ‘reasonable possibility’ that an AE may have been caused by the IMP.

- Time Course. Exposure to suspect drug. Has the participant actually received the suspect drug? Did the AE occur in a reasonable temporal relationship to the administration of the suspect IMP?
- Consistency with known IMP profile. Was the AE consistent with the previous knowledge of the suspect IMP (pharmacology and toxicology) or drugs of the same pharmacological class? Or could the AE be anticipated from its pharmacological properties?
- De-challenge experience. Did the AE resolve or improve on stopping or reducing the dose of the suspect IMP?
- No alternative cause. The AE cannot be reasonably explained by another aetiology such as the underlying disease, other drugs, other host or environmental factors.
- Re-challenge experience. Did the AE reoccur if the suspected IMP was reintroduced after having been stopped? AstraZeneca would not normally recommend or support a re-challenge.
- Laboratory tests. A specific laboratory investigation (if performed) has confirmed the relationship.

In difficult cases, other factors could be considered such as:

- Is this a recognized feature of overdose of the IMP?
- Is there a known mechanism?

Causality of ‘related’ is made if following a review of the relevant data, there is evidence for a ‘reasonable possibility’ of a causal relationship for the individual case. The expression ‘reasonable possibility’ of a causal relationship is meant to convey, in general, that there are facts (evidence) or arguments to suggest a causal relationship.

The causality assessment is performed based on the available data including enough information to make an informed judgment. With no available facts or arguments to suggest a causal relationship, the event(s) will be assessed as ‘not related’.

Causal relationship in cases where the disease under study has deteriorated due to lack of effect should be classified as no reasonable possibility.

B 4 Medication Error

For the purposes of this clinical study a medication error is an unintended failure or mistake in the treatment process for an AstraZeneca study intervention that either causes harm to the participant or has the potential to cause harm to the participant.

A medication error is not lack of efficacy of the IMP, but rather a human or process related failure while the IMP is in control of the study site staff or participant.

Medication error includes situations where an error.

- Occurred
- Was identified and intercepted before the participant received the IMP
- Did not occur, but circumstances were recognised that could have led to an error

Examples of events to be reported in clinical studies as medication errors:

- IMP name confusion
- Dispensing error eg, medication prepared incorrectly, even if it was not actually given to the participant
- IMP not administered as indicated, for example, wrong route or wrong site of administration
- IMP not taken as indicated eg, tablet dissolved in water when it should be taken as a solid tablet
- IMP not stored as instructed eg, kept in the fridge when it should be at room temperature
- Wrong participant received the medication (excluding IRT errors)
- Wrong IMP administered to participant (excluding IRT errors)

Examples of events that **do not** require reporting as medication errors in clinical studies:

- Errors related to or resulting from IRT - including those which lead to one of the above listed events that would otherwise have been a medication error
- Participant accidentally missed IMP dose(s) eg, forgot to take medication
- Accidental overdose (will be captured as an overdose)
- Errors related to background and rescue medication, or standard of care medication in open label studies, even if an AstraZeneca product

Medication errors are not regarded as AEs but AEs may occur as a consequence of the medication error.

Appendix C Handling of Human Biological Samples

C 1 Chain of Custody

A full chain of custody is maintained for all samples throughout their lifecycle.

The investigator at each study site keeps full traceability of collected biological samples from the participants while in storage at the study site until shipment or disposal (where appropriate) and records relevant processing information related to the samples whilst at site.

The sample receiver keeps full traceability of the samples while in storage and during use until used or disposed of or until further shipment and keeps record of receipt of arrival and onward shipment or disposal.

The Sponsor or delegated representatives will keep oversight of the entire life cycle through internal procedures, monitoring of study sites, auditing or process checks, and contractual requirements of external laboratory providers

Samples retained for further use will be stored in the AstraZeneca-assigned biobanks or other sample archive facilities and will be tracked by the appropriate AstraZeneca Team during for the remainder of the sample life cycle.

C 2 Withdrawal of Informed Consent for Donated Biological Samples

The Sponsor ensures that biological samples are destroyed at the end of a specified period as described in the informed consent.

If a participant withdraws consent to the use of donated biological samples, the samples will be disposed of/destroyed/repatriated, and the action documented. If samples are already analyzed, the Sponsor is not obliged to destroy the results of this research.

Following withdrawal of consent for biological samples, further study participation should be considered in relation to the withdrawal processes.

The investigator:

- Ensures participant's withdrawal of informed consent to the use of donated samples is highlighted immediately to the Sponsor or delegate.
- Ensures that relevant human biological samples from that participant, if stored at the study site, are immediately identified, disposed of as appropriate, and the action documented.
- Ensures that the participant and the Sponsor are informed about the sample disposal.

The Sponsor ensures the organization(s) holding the samples is/are informed about the withdrawn consent immediately and that samples are disposed of or repatriated as appropriate, and the action is documented and study site is notified.

C 3 International Airline Transportation Association 6.2 Guidance Document

LABELLING AND SHIPMENT OF BIOHAZARD SAMPLES

International Airline Transportation Association (IATA)

(<https://www.iata.org/whatwedo/cargo/dgr/Pages/download.aspx>) classifies infectious substances into 3 categories: Category A, Category B or Exempt

Category A Infectious Substances are infectious substances in a form that, when exposure to it occurs, is capable of causing permanent disability, life-threatening or fatal disease in otherwise healthy humans or animals.

Category A Pathogens are, eg, Ebola, Lassa fever virus. Infectious substances meeting these criteria which cause disease in humans or both in humans and animals must be assigned to UN 2814. Infectious substances which cause disease only in animals must be assigned to UN 2900.

Category B Infectious Substances are infectious Substances that do not meet the criteria for inclusion in Category A. Category B pathogens are, eg, Hepatitis A, C, D, and E viruses. They are assigned the following UN number and proper shipping name:

- UN 3373 – Biological Substance, Category B
- are to be packed in accordance with UN 3373 and IATA 650

Exempt - Substances which do not contain infectious substances or substances which are unlikely to cause disease in humans or animals are not subject to these Regulations unless they meet the criteria for inclusion in another class.

- Clinical study samples will fall into Category B or exempt under IATA regulations
- Clinical study samples will routinely be packed and transported at ambient temperature in IATA 650 compliant packaging (<https://www.iata.org/whatwedo/cargo/dgr/Documents/DGR-60-EN-PI650.pdf>).
- Biological samples transported in dry ice require additional dangerous goods specification for the dry-ice content

Appendix D Toxicity Grading Scales for Solicited Adverse Events

The toxicity grading scales for the solicited AEs were modified and abridged from the US FDA Guidance on Toxicity Grading Scale for Healthy Adult and Adolescent Volunteers Enrolled in Preventive Vaccine Clinical Trials ([FDA 2007](#)).

- [Table 10](#): Clinical Abnormalities, Local Reactions to Injectable Product
- [Table 11](#): Clinical Abnormalities, Vital Signs
- [Table 12](#): Clinical Abnormalities, Systemic (General or Illness)

Table 10 Tables for Clinical Abnormalities: Local Reactions to Injectable Product

Local Reaction to Injectable Product	Reaction Grade			
	Mild (Grade 1)	Moderate (Grade 2)	Severe (Grade 3)	Life Threatening (Grade 4)
Pain	Does not interfere with activity	Repeated use of non-narcotic pain reliever > 24 hours or interferes with activity	Any use of narcotic pain reliever or prevents daily activity	ER visit or hospitalization
Tenderness	Mild discomfort to touch	Discomfort with movement	Significant discomfort at rest	ER visit or hospitalization
Erythema/redness ^{a, b}	1-2 inches (2.5–5 cm)	> 2-4 inches (5.1–10 cm)	> 4 inches (> 10 cm)	Necrosis or exfoliative dermatitis
Induration/swelling ^{a, b}	1-2 inches (2.5–5 cm)	>2-4 inches (5.1–10 cm)	> 4 inches (> 10 cm)	Necrosis

^a In addition to grading the measured local reaction at the greatest single diameter, the measurement should be recorded as a continuous variable. Reactions < 0.25 inches (< 0.6 centimeters) in diameter will not be recorded.

^b Grade 4 erythema or induration is determined by study site with participant input rather than being recorded directly in Solicited AE e-Diary.

ER = emergency room.

Table 11 Tables for Clinical Abnormalities: Vital Signs

Vital Sign ^a	Vital Signs Grade			
	Mild (Grade 1)	Moderate (Grade 2)	Severe (Grade 3)	Potentially Life Threatening (Grade 4)
Fever (°C) ^b (°F) ^b	37.9-38.4 100.1-101.1	38.5-38.9 101.2-102.0	39.0-40 102.1-104	> 40 > 104
Tachycardia (beats/minute)	101-115	116- 130	> 130	ER visit or hospitalization for arrhythmia
Bradycardia (beats/minute) ^c	50-54	45-49	< 45	ER visit or hospitalization for arrhythmia
Hypertension; systolic (mm Hg)	141-150	151-155	> 155	ER visit or hospitalization for malignant hypertension
Hypertension; diastolic (mm Hg)	91-95	96-100	> 100	ER visit or hospitalization for malignant hypertension
Hypotension; systolic (mm Hg)	85-89	80-84	< 80	ER visit or hospitalization for hypotensive shock
Respiratory rate (breaths/minute)	17-20	21-25	> 25	Intubation

Note: Record vital signs as adverse events only if clinically relevant and changed from baseline.

^a Participant should be at rest for vital signs measurements

^b No recent hot or cold beverages or smoking

^c Use clinical judgment when characterizing bradycardia among some healthy participant populations, for example, conditioned athletes

ER = emergency room; Hg = mercury.

Table 12 Tables for Clinical Abnormalities: Systemic (General or Illness)

Systemic (General)	Systemic Grade			
	Mild (Grade 1)	Moderate (Grade 2)	Severe (Grade 3)	Potentially Life Threatening (Grade 4)
Nausea/vomiting	No interference with activity or 1-2 episodes/24 hrs	Some interference with activity or > 2 episodes/24 hrs	Prevents daily activity, required outpatient IV hydration	ER visit or hospitalization for hypotensive shock
Chills	No interference with activity	Some interference with activity	Significant; prevents daily activity	ER visit or hospitalization
Headache	No interference with activity	Repeated use of non-narcotic pain reliever > 24 hrs or some interference with activity	Significant; any use of narcotic pain reliever or prevents daily activity	ER visit or hospitalization
Fatigue	No interference with activity	Some interference with activity	Significant; prevents daily activity	ER visit or hospitalization
Myalgia	No interference with activity	Some interference with activity	Significant; prevents daily activity	ER visit or hospitalization
Systemic Illness				
Illness or clinical adverse event (as defined according to applicable regulations)	No interference with activity	Some interference with activity not requiring intervention	Prevents daily activity and required medical intervention	ER visit or hospitalization

ER = emergency room; hrs = hours; IV = intravenous.

Appendix E Adverse Events of Special Interest

AZD1222 AESIs are based on Brighton Collaboration case definitions ([SPEAC 2020](#)), clinical experience, and scientific interest. There is no current evidence to suggest that AZD1222 is associated with these AESIs.

Table 13 Adverse Events of Special Interest

AESI	Medical Concept
Neurologic	<u>Generalized convulsion</u> : Seizures are episodes of neuronal hyperactivity most commonly resulting in sudden, involuntary muscular contractions. They may also manifest as sensory disturbances, autonomic dysfunction and behavioral abnormalities, and impairment or loss of consciousness.
	<u>Guillain-Barré syndrome</u> : GBS is a peripheral nerve demyelinating disease, which can present as temporary ascending paralysis.
	<u>Acute disseminated encephalomyelitis</u> : ADEM is defined as a uniphasic syndrome of brain inflammation and demyelination occurring in temporal association with an antecedent immunologic challenge, such as infection or an immunization. ADEM most commonly occurs in the pediatric population.
	<u>Other neurologic events</u> : These events would include new onset event (acute or subacute) motor and sensory disturbances (eg, weakness, numbness, paresthesias, hypoesthesia, hyperesthesia, dysesthesias), bowel/bladder dysfunction, gait impairment, or visual disturbance, or any event of myelitis, encephalomyelitis, myelitis transverse, or other sudden neurological deficit.
Vascular	<u>Thrombotic, thromboembolic, and neurovascular events</u> : These are events that can manifest as transient or permanent vision problems, dizziness, trouble understanding, facial droop, slurred speech, unilateral weakness, deep vein thrombosis with swollen, warm or painful leg, pulmonary embolism with shortness of breath, chest pain or irregular heart rate
Hematologic	<u>Thrombocytopenia</u> : Thrombocytopenia is a disorder in which there is an abnormally low platelet count; a normal platelet count ranges from 150 000 to 450 000 platelets per μL .
Immunologic	<u>Vasculitides</u> : Vasculitides are a group of related disorders characterized by inflammation of blood vessels (vasculitis) leading to tissue or end-organ injury.
	<u>Anaphylaxis</u> : Anaphylaxis an acute hypersensitivity reaction with multi-organ-system involvement that can present as, or rapidly progress to, a severe life-threatening reaction requiring immediate medical attention.

Table 13 Adverse Events of Special Interest

AESI	Medical Concept
Immunologic (Continued)	<p><u>Vaccine-associated enhanced respiratory disease</u>: The pathogenicity of VAERD has been linked to a vaccine immune response characterized by induction of non-neutralizing antibodies, and a T-cell response of the Th2 type with hypereosinophilia (Lambert et al 2020). VAERD may manifest as a severe form of respiratory disease with prolonged fever, and diverse clinical manifestations of disease severity and pathological changes marked by increased areas of lung consolidation, broncho-interstitial pneumonia, and necrotizing bronchiolitis (Rajão et al 2016).</p>
	<p><u>Potential immune-mediated conditions</u>: These conditions are a group of autoimmune inflammatory disorders characterized by an alteration in cellular homeostasis, which may or may not have an autoimmune aetiology. A list of events is provided in Table 14.</p>

ADEM = acute disseminated encephalomyelitis; AESI = adverse event of special interest; GBS = Guillain-Barré syndrome; VAERD = vaccine-associated enhanced respiratory disease.

Table 14 List of Potential Immune-mediated Medical Conditions

Category	Condition
Gastrointestinal disorders	Celiac disease
	Crohn's disease
	Ulcerative colitis
	Ulcerative proctitis
Liver disorders	Autoimmune cholangitis
	Autoimmune hepatitis
	Primary biliary cirrhosis
	Primary sclerosing cholangitis
Metabolic diseases	Addison's disease
	Autoimmune thyroiditis (including Hashimoto thyroiditis)
	Diabetes mellitus type I
	Grave's or Basedow's disease
Musculoskeletal disorders	Antisynthetase syndrome
	Dermatomyositis
	Juvenile chronic arthritis (including Still's disease)
	Mixed connective tissue disorder
	Polymyalgia rheumatic
	Polymyositis
	Psoriatic arthropathy
	Relapsing polychondritis
	Rheumatoid arthritis
	Scleroderma, including diffuse systemic form and CREST syndrome
	Spondyloarthritis, including ankylosing spondylitis, reactive arthritis (Reiter's Syndrome) and undifferentiated spondyloarthritis
	Systemic lupus erythematosus
	Systemic sclerosis

Table 14 List of Potential Immune-mediated Medical Conditions

Category	Condition
Neuroinflammatory disorders	Acute disseminated encephalomyelitis, including site specific variants (eg, non-infectious encephalitis, encephalomyelitis, myelitis, radiculomyelitis)
	Cranial nerve disorders, including paralyses/paresis (eg, Bell’s palsy)
	Guillain-Barré syndrome, including Miller Fisher syndrome and other variants
	Immune-mediated peripheral neuropathies and plexopathies, including chronic inflammatory demyelinating polyneuropathy, multifocal motor neuropathy and polyneuropathies associated with monoclonal gammopathy
	Multiple sclerosis
	Neuromyelitis optica spectrum disorder
	Narcolepsy
	Optic neuritis
	Transverse myelitis
	Myasthenia gravis, including Eaton-Lambert syndrome
Skin disorders	Alopecia areata
	Autoimmune bullous skin diseases, including pemphigus, pemphigoid and dermatitis herpetiformis
	Cutaneous lupus erythematosus
	Erythema nodosum
	Morphoea
	Lichen planus
	Psoriasis
	Rosacea
	Sweet’s syndrome
	Vitiligo
Vasculitides	Large vessels vasculitis including: giant cell arteritis such as Takayasu's arteritis and temporal arteritis
	Medium sized and/or small vessels vasculitis including: polyarteritis nodosa, Kawasaki's disease, microscopic polyangiitis, Wegener's granulomatosis, Churg– Strauss syndrome (allergic granulomatous angiitis), Buerger’s disease, thromboangiitis obliterans, necrotizing vasculitis and anti-neutrophil cytoplasmic antibody (ANCA) positive vasculitis (type unspecified), Henoch-Schonlein purpura, Behcet's syndrome, leukocytoclastic vasculitis

Table 14 List of Potential Immune-mediated Medical Conditions

Category	Condition
Other	Antiphospholipid syndrome
	Autoimmune hemolytic anemia
	Autoimmune glomerulonephritis (including IgA nephropathy, glomerulonephritis rapidly progressive, membranous glomerulonephritis, membranoproliferative glomerulonephritis, and mesangioproliferative glomerulonephritis)
	Autoimmune myocarditis/cardiomyopathy
	Autoimmune thrombocytopenia
	Goodpasture syndrome
	Idiopathic pulmonary fibrosis
	Pernicious anemia
	Raynaud’s phenomenon
	Sarcoidosis
	Sjögren’s syndrome
	Stevens-Johnson syndrome
	Uveitis

Appendix F Overview of Primary and Secondary Efficacy Objectives, Endpoints, and Associated Case Definitions

Table 15 Overview of Primary and Secondary Efficacy Objectives, Endpoints, and Associated Case Definitions

Objective		Endpoint	Case Definition
Primary	To estimate the efficacy of 2 IM doses of AZD1222 compared to placebo for the prevention of COVID-19 in adults \geq 18 years of age	A binary response, whereby a participant with negative serostatus at baseline is defined as a COVID-19 case if their first case of SARS-CoV-2 RT-PCR-positive symptomatic illness occurs \geq 15 days post second dose of study intervention. Otherwise, a participant is not defined as a COVID-19 case.	<p>Participant must have RT-PCR-confirmed SARS-CoV-2 and meet the following criteria at any point from their initial illness visit at the site (Day 1) through their second illness visit (Day 14):</p> <ol style="list-style-type: none"> 1 One or more Category A findings OR 2 Two or more Category B findings <p><i>Category A:</i></p> <ul style="list-style-type: none"> • Pneumonia diagnosed by chest x-ray, or computed tomography scan • Oxygen saturation of \leq 94% on room air or requiring either new initiation or escalation in supplemental O₂ • New or worsening dyspnea/shortness of breath <p><i>Category B:</i></p> <ul style="list-style-type: none"> • Fever $>$ 100 °F ($>$ 37.8 °C) or feverishness • New or worsening cough • Myalgia/muscle pain • Fatigue that interferes with activities of daily living • Vomiting and/or diarrhea (only one finding to be counted toward endpoint definition) • Anosmia and/or ageusia (only one finding to be counted toward endpoint definition)

Table 15 Overview of Primary and Secondary Efficacy Objectives, Endpoints, and Associated Case Definitions

Objective		Endpoint	Case Definition
Secondary	To estimate the efficacy of 2 IM doses of AZD1222 compared to placebo for the prevention of SARS-CoV-2 infection	The incidence of the first post-treatment response (negative at baseline to positive post treatment with study intervention) for SARS-CoV-2 Nucleocapsid antibodies occurring ≥ 15 days post second dose of study intervention (key secondary endpoint)	The first post-treatment response (negative at baseline to positive post treatment with study intervention) for SARS-CoV-2 Nucleocapsid antibodies occurring ≥ 15 days post second dose of study intervention
Secondary	To estimate the efficacy of 2 IM doses of AZD1222 compared to placebo for the prevention of symptomatic COVID-19 using CDC criteria	The incidence of the first case of SARS-CoV-2 RT-PCR-positive symptomatic illness occurring ≥ 15 days post second dose of study intervention using CDC criteria	The first case of SARS-CoV-2 RT-PCR-positive symptomatic illness for a participant occurring ≥ 15 days post second dose of study intervention using criteria from the CDC (CDC 2020): Fever Shortness of breath Difficulty breathing Chills Cough Fatigue Muscle aches Body aches Headache New loss of taste New loss of smell Sore throat Congestion Runny nose Nausea Vomiting Diarrhea

Table 15 Overview of Primary and Secondary Efficacy Objectives, Endpoints, and Associated Case Definitions

	Objective	Endpoint	Case Definition
Secondary	To estimate the efficacy of 2 IM doses of AZD1222 compared to placebo for the prevention of University of Oxford-defined symptomatic COVID-19	The incidence of the first case of SARS-CoV-2 RT-PCR-positive symptomatic illness occurring ≥ 15 days post second dose of study intervention using University of Oxford-defined symptom criteria	First case of SARS-CoV-2 RT-PCR-positive symptomatic illness for a participant occurring ≥ 15 days post second dose of study intervention using University of Oxford-defined symptom criteria. Cases are defined as RT-PCR-confirmed SARS-CoV-2 and having at least one of the following symptoms: <ol style="list-style-type: none"> 1 New onset of fever (> 100 °F [> 37.8 °C]), OR 2 Cough, OR 3 Shortness of breath, OR 4 Anosmia/ageusia

Table 15 Overview of Primary and Secondary Efficacy Objectives, Endpoints, and Associated Case Definitions

Objective		Endpoint	Case Definition
Secondary	To estimate the efficacy of 2 IM doses of AZD1222 compared to placebo in the prevention of COVID-19 in all study participants, regardless of evidence of prior SARS-CoV-2 infection	The incidence of the first case of SARS-CoV-2 RT-PCR-positive symptomatic illness occurring ≥ 15 days post second dose of study intervention regardless of evidence of prior SARS-CoV-2 infection (key secondary endpoint)	<p>Participant must have RT-PCR-confirmed SARS-CoV-2 and meet the following criteria at any point from their initial illness visit at the site (Day 1) through their second illness visit (Day 14):</p> <p>5 One or more Category A findings OR 6 Two or more Category B findings</p> <p><i>Category A:</i></p> <ul style="list-style-type: none"> • Pneumonia diagnosed by chest x-ray, or computed tomography scan • Oxygen saturation of $\leq 94\%$ on room air or requiring either new initiation or escalation in supplemental O₂ • New or worsening dyspnea/shortness of breath <p><i>Category B:</i></p> <ul style="list-style-type: none"> • Fever > 100 °F (> 37.8 °C) or feverishness • New or worsening cough • Myalgia/muscle pain • Fatigue that interferes with activities of daily living • Vomiting and/or diarrhea (only one finding to be counted toward endpoint definition) • Anosmia and/or ageusia (only one finding to be counted toward endpoint definition)

Table 15 Overview of Primary and Secondary Efficacy Objectives, Endpoints, and Associated Case Definitions

	Objective	Endpoint	Case Definition
Secondary	To estimate the efficacy of 2 IM doses of AZD1222 compared to placebo for the prevention of severe or critical symptomatic COVID-19	The incidence of SARS-CoV-2 RT-PCR-positive severe or critical symptomatic illness occurring ≥ 15 days post second dose of study intervention (key secondary endpoint)	Participant must have laboratory-confirmed COVID-19 (SARS-CoV-2 RT-PCR-positive symptomatic illness) plus any of the following: <ul style="list-style-type: none"> • Clinical signs at rest indicative of severe systemic illness (respiratory rate ≥ 30 breaths per minute, heart rate ≥ 125 beats per minute, oxygen saturation $\leq 93\%$ on room air at sea level, or partial pressure of oxygen to fraction of inspired oxygen ratio < 300 mm Hg) • Respiratory failure (defined as needing high-flow oxygen, noninvasive ventilation, mechanical ventilation or extracorporeal membrane oxygenation) • Evidence of shock (systolic blood pressure < 90 mm Hg, diastolic blood pressure < 60 mm Hg, or requiring vasopressors) • Significant acute renal, hepatic, or neurologic dysfunction • Admission to an intensive care unit • Death
	To estimate the efficacy of 2 IM doses of AZD1222 compared to placebo for the prevention of COVID-19-related Emergency Department visits	The incidence of COVID-19-related Emergency Department visits occurring ≥ 15 days post second dose of study intervention (key secondary endpoint)	COVID-19-related Emergency Department visits occurring ≥ 15 days post second dose of study intervention

Table 15 Overview of Primary and Secondary Efficacy Objectives, Endpoints, and Associated Case Definitions

Objective		Endpoint	Case Definition
Secondary	To assess antibody responses to AZD1222 S antigen following 2 IM doses of AZD1222 or placebo (Substudy and Illness Visits only)	a) Post-treatment GMTs and GMFRs from day of dosing baseline value to 28 days post each dose in SARS-CoV-2 S, RBD antibodies (MSD serology assay)	a) Post-treatment GMTs and GMFRs from day of dosing baseline value to 28 days post each dose in SARS-CoV-2 S, RBD antibodies (MSD serology assay)
		b) The proportion of participants who have a post-treatment seroresponse (\geq 4-fold rise in titers from day of dosing baseline value to 28 days post each dose) to the S, RBD antigens of AZD1222 (MSD serology assay)	b) Post-treatment seroresponse (\geq 4-fold rise in titers from day of dosing baseline value to 28 days post each dose) to the S, RBD antigens of AZD1222 (MSD serology assay)
	To determine anti-SARS-CoV-2 neutralizing antibody levels in serum following 2 IM doses of AZD1222 or placebo (Substudy and Illness Visits only)	a) Post-treatment GMTs and GMFRs from day of dosing baseline value to 28 days post each dose in SARS-CoV-2 neutralizing antibodies (wild-type assay or pseudo-neutralization assay)	a) Post-treatment GMTs and GMFRs from day of dosing baseline value to 28 days post each dose in SARS-CoV-2 neutralizing antibodies (wild-type assay or pseudo-neutralization assay)
		b) Proportion of participants who have a post-treatment seroresponse (\geq 4-fold rise in titers from day of dosing baseline value to 28 days post each dose) to AZD1222 as measured by SARS-CoV-2 neutralizing antibodies (wild-type assay or pseudo-neutralization assay)	b) Post-treatment seroresponse (\geq 4-fold rise in titers from day of dosing baseline value to 28 days post each dose) to AZD1222 as measured by SARS-CoV-2 neutralizing antibodies (wild-type assay or pseudo-neutralization assay)

CDC = Centers for Disease Control and Prevention; COVID-19 = coronavirus disease 2019; GMFR = geometric mean fold rise; GMT = geometric mean titer; IM = intramuscular; MSD = Meso Scale Discovery; S =Spike; RBD = receptor binding domain; RT-PCR = reverse transcriptase polymerase chain reaction; SARS-CoV-2 = severe acute respiratory syndrome-coronavirus-2.

Appendix G Abbreviations

Abbreviation or special term	Explanation
ACE2	angiotensin-converting enzyme 2
AE	adverse event
AESI	adverse event of special interest
ALT	alanine aminotransferase
AST	aspartate aminotransferase
β-hCG	beta-human chorionic gonadotropin
CDC	Centers for Disease Control and Prevention
ChAdOx1 MERS	chimpanzee adenovirus Ox1 with MERS Spike antigen
ChAdOx1 nCoV-19	name of AZD1222 when initially developed by the University of Oxford
CI	confidence interval
CoV	coronavirus
COVID-19	coronavirus disease 2019
CRO	contract research organization
CSR	clinical study report
DBL	database lock
DSMB	Data Safety Monitoring Board
E	envelope
eCRF	electronic case report form
EDC	electronic data capture
e-Diary	electronic diary
ELISA	enzyme-linked immunosorbent assay
ELISpot	enzyme-linked immunospot
FIH	first-in-human
GCP	Good Clinical Practice
GMFR	geometric mean fold rise
GMT	geometric mean titer
IB	Investigator's Brochure
ICF	informed consent form
ICH	International Council for Harmonisation
IEC	Independent Ethics Committee
IgA	immunoglobulin A
IgG	immunoglobulin G
IgM	immunoglobulin M
IM	intramuscular

Abbreviation or special term	Explanation
IMP	investigational medicinal product
IND	Investigational New Drug
IRB	Institutional Review Board
IRT	Interactive Response Technology
IV	intravenous
M	membrane
MAAE	medically attended adverse event
MERS	Middle East respiratory syndrome
MERS-CoV	Middle East respiratory syndrome coronavirus
MSD	Meso Scale Discovery
NHP	non-human primate
PBMC	peripheral blood mononuclear cell
PSRT	Protocol Safety Review Team
RBD	receptor binding domain
RRR	relative risk reduction
RT-PCR	reverse transcriptase polymerase chain reaction
S	Spike
SAE	serious adverse event
SAP	Statistical Analysis Plan
SARS-CoV	severe acute respiratory syndrome-coronavirus
SARS-CoV-2	severe acute respiratory syndrome-coronavirus 2
SoA	Schedule of Activities
TBL	total bilirubin
tPA	tissue plasminogen activator
ULN	upper limit of normal
US FDA	United States Food and Drug Administration
USA	United States of America
VE	vaccine efficacy
vp	viral particles
WHO	World Health Organization
w/v	weight/volume

Appendix H Protocol Amendment History

The Protocol Amendment Summary of Changes [Table](#) for the current amendment is located directly before the Table of Contents.

Amendment 3 (26 October 2020)

This amendment is considered to be substantial based on the criteria set forth in Article 10(a) of Directive 2001/20/EC of the European Parliament and the Council of the European Union.

Overall Rationale for the Amendment:

The principal reason for this amendment was to expand AESI evaluation and oversight. Other key revisions included updating the AZD1222 safety profile, increasing the sample size, extending the beyond-use-date for the study intervention, and specifying that the substudy will only be conducted in the USA.

Section # and Name	Description of Change	Brief Rationale	Substantial/ Non-substantial
Title Page	Added ClinicalTrials.gov and EudraCT numbers	To align with updated information	Non-substantial
1.1 Synopsis	Updated Objectives and Endpoints, Overall Design, Number of Participants, Statistical Methods	To align with edits in the protocol body	Non-substantial
1.2 Schema, Figure 1 Study Design	Noted that the substudy will only be conducted in the USA	Due to logistical issues	Non-substantial
1.3 Schedule of Activities, Table 2	Extended Day 29 visit window from ± 3 days to -3 to + 7 days	To provide greater scheduling flexibility to sites and participants	Non-substantial
1.3 Schedule of Activities, Table 3	<ul style="list-style-type: none"> a) Noted that the substudy will only be conducted in the USA b) Extended Day 29 visit window from ± 3 days to -3 to + 7 days c) For participants who received the first dose between 28 August 2020 and 06 September 2020, extended the window for receiving the second dose 	<ul style="list-style-type: none"> a) Due to logistical issues b) To provide greater scheduling flexibility to sites and participants c) To accommodate receipt of the second dose of study intervention for participants who received their first dose prior to the clinical hold 	Non-substantial

Section # and Name	Description of Change	Brief Rationale	Substantial/ Non-substantial
1.3 Schedule of Activities, Table 4	<ul style="list-style-type: none"> a) Broadened optional saliva sample collection for viral shedding to all non-USA sites b) Noted that PBMCs will be collected from participants where operationally feasible 	Clarifications due to logistical issues	Non-substantial
2.2 Background	Updated information on the nonclinical and clinical AZD1222 development program	To align with information in the updated AZD1222 IB	Non-substantial
2.3.1 Risk Assessment	Revised important potential risks		Substantial
3 Objectives and Endpoints, Table 5	<ul style="list-style-type: none"> a) Revised estimand description for the primary efficacy endpoint to be conducted in the fully vaccinated analysis set, and added a secondary objective to estimate efficacy in all participants regardless of prior SARS-CoV-2 infection b) Noted that the substudy will only be conducted in the USA 	<ul style="list-style-type: none"> a) To align with the statistical plan b) Due to logistical issues 	Non-substantial
4.1 Overall Design	<ul style="list-style-type: none"> a) Increased the sample size from 30 000 to 40 000 participants b) For participants who received the first dose between 28 August 2020 and 06 September 2020, extended the window for receiving the second dose c) Noted that the substudy will be conducted only in the USA d) Added a description of the independent Neurological AESI Expert Committee 	<ul style="list-style-type: none"> a) Increased based on updated attack rates and public health emergency b) To accommodate receipt of the second dose of study intervention for participants who received their first dose prior to the clinical hold c) Due to logistical issues d) New committee to provide advice on selected neurological AESIs 	<ul style="list-style-type: none"> a) Substantial b) Non-substantial c) Non-substantial d) Substantial
4.2.1 Rationale for Study Design and Participant Population	Revised enrollment status for Study COV002	Aligned with updated study status	Non-substantial
6.2.1.1 AZD1222, 6.2.1.2 Placebo	Extended the beyond-use-date from 4 hours to 6 hours	To align with revised use hold times based on recent microbial challenge study data	Non-substantial

Section # and Name	Description of Change	Brief Rationale	Substantial/ Non-substantial
8.3.9 Adverse Events of Special Interest	Expanded the AESI list and specified that AESIs will be reported to the Sponsor within one day of becoming aware of the event	To permit close monitoring and rapid communication of safety information, and further understanding of the AZD1222 safety profile	Substantial
8.3.9.1 Potential Neurological AESIs	New section for evaluation of potential neurological AESIs	For additional safety monitoring	Substantial
8.5.2.4 Assessment of Cell-mediated Immune Responses	Noted that PBMCs will be collected from participants where operationally feasible	Clarifications due to logistical issues	Non-substantial
8.6.1.2 Assessment of Viral Shedding	Broadened optional saliva sample collection for viral shedding to all non-USA sites		
9.2 Sample Size Determination	Updated to incorporate the increased sample size from 30 000 to 40 000 participants as well as the underlying assumptions	Increased based on updated attack rates and public health emergency	Substantial
9.3 Populations for Analyses	Added a fully vaccinated analysis set and revised the per-protocol analysis set to be based on participants in the fully vaccinated analysis set	To align with the revised statistical analyses for the primary endpoint	Non-substantial
9.4.1 General Considerations 9.4.2.1 Primary Endpoint 9.4.2.2 Secondary Endpoints	Revised analyses	To align with the current analysis plan	Non-substantial
Appendix A5 Committee Structure	Added a description of the independent Neurological AESI Expert Committee	New committee to provide advice on selected neurological AESIs	Substantial
Appendix F Adverse Events of Special Interest	a) Expanded the AESI list and provided a description of the events b) Added new table listing potential immune-mediated conditions to provide more detail on this new AESI	To permit close monitoring and rapid communication of safety information and further understand the AZD1222 safety profile	Substantial
Appendix G	a) Primary endpoint: Revised to note that the statistical analysis	To align with statistical analyses	Non-substantial

Section # and Name	Description of Change	Brief Rationale	Substantial/ Non-substantial
	<p>will be conducted in participants with negative serostatus at baseline</p> <p>b) Secondary endpoint evaluating symptomatic COVID-19 per CDC criteria: Revised the case definition to remove a minimum duration for any of the symptoms</p> <p>c) Added a secondary objective to estimate efficacy in all participants regardless of prior SARS-CoV-2 infection</p>		

Amendment 2 (17 September 2020)

Overall Rationale for the Amendment:

The principal reason for this amendment was to address US FDA feedback to the Investigational New Drug application. Additional changes included statistical revisions per DSMB request and other revisions to provide clarity or correct inadvertent errors. All the changes were considered non-substantial.

Section # and Name	Description of Change	Brief Rationale	Substantial/ Non-substantial
1.1 Synopsis	Updated Objectives and Endpoints, Overall Design, Statistical Methods	To align with edits in the protocol body	Non-substantial
1.3 Schedule of Activities, Table 3	Removed 'at least' to clarify that PBMCs will be isolated from approximately 300 participants	Clarification	Non-substantial
1.3 Schedule of Activities, Table 4	<p>a) Added new footnote 'b' to indicate that collection of saliva sample for viral shedding assessment is optional in Chile/Peru and may occur after a feasibility assessment has been completed</p> <p>b) Footnote 'c': removed the requirement for the RT-PCR test to be a rapid test</p>	<p>a) Feasibility of collection of saliva samples in Chile/Peru is underway</p> <p>b) Not a requirement per protocol and provides more flexibility to the sites</p>	Non-substantial

Section # and Name	Description of Change	Brief Rationale	Substantial/ Non-substantial
3 Objectives and Endpoints, Table 5	<ul style="list-style-type: none"> a) Revised definition of intercurrent event b) Revised secondary objective 1 to assess for all SARS-COV-2 infection c) Added an exploratory objective to estimate the efficacy of 2 IM doses of AZD1222 compared to placebo for COVID-19-related deaths d) Added an exploratory objective to estimate the efficacy of AZD1222 compared to placebo for the prevention of COVID-19 following the first dose e) Renumbered exploratory objective 12: removed 'serum' prior to B- and T-cell responses 	<ul style="list-style-type: none"> a) To align with changes in the primary analysis b) To align with analyses c) Per US FDA request d) Per DSMB request e) To correct a misstatement 	Non-substantial
4.1 Overall Design	Removed requirement to limit initial enrollment to participants 18 to 55 years of age	The US FDA reviewed the accrued data from the ongoing University of Oxford studies and approved enrollment in all age groups prior to enrollment of the first subject.	Non-substantial
6.2.1 Dose Preparation and Administration	Clarified description for use of AZD1222 and placebo within the beyond-use-date	To avoid confusion in the time period from the first needle puncture of the AZD1222 vial or placebo vial/IV bag to dose administration	Non-substantial
6.2.1.1 AZD1222 (Additional change)	Removed specification for a 1 mL syringe to be used for AZD1222 dose preparation	To provide flexibility in dose administration	Non-substantial
6.5 Concomitant Therapy	Specified that all concomitant medication must be recorded in the eCRF	Per US FDA request	Non-substantial
6.5.1 Permitted Concomitant Medications	Clarified the concomitant medications permitted for the treatment of COVID-19 after receiving study intervention	Per US FDA request	Non-substantial

Section # and Name	Description of Change	Brief Rationale	Substantial/ Non-substantial
6.5.2 Prohibited Concomitant Medications	<ul style="list-style-type: none"> a) For participants who received a prohibited concomitant medication, described the potential impact on participation in the study, including study withdrawal, discontinuation of study intervention, or evaluability in analysis data sets b) Added immunoglobulins and/or blood product 	<ul style="list-style-type: none"> a) Per US FDA request b) For alignment with exclusion criterion 13 	Non-substantial
7.1 Discontinuation of Study Intervention	<ul style="list-style-type: none"> a) Added new criterion for laboratory-confirmed SARS-CoV-2 infection b) Revised criterion that any allergic reaction related to study intervention, regardless of severity grade, will result in study discontinuation c) Added new criterion for receipt of prohibited concomitant medication that may jeopardize the safety of the participant or interpretation of the data 	<ul style="list-style-type: none"> a) Clarification b) Per US FDA request c) Per US FDA request 	Non-substantial
8.1.2 Illness Visits	Clarified that home collection requirements include digital health device and Illness e-Diary recordings, and saliva samples	Per US FDA request	Non-substantial
8.1.2.2 Digital Health Device	Described the monitoring protocols for triage and follow-up of alerts from the digital health device	Per US FDA request	Non-substantial
8.5.2.4 Assessment of Cell-mediated Immune Responses	Clarified the number of participants who will provide PBMC samples, ie, approximately 300 in the substudy and from up to approximately the first 3 000 during the Day 1 illness visit	To align with the SoA Table 3 and Table 4	Non-substantial
8.6.1.1 Virologic Assessments (additional change)	Clarified that a validated multiplexed respiratory panel may be utilized to assess the presence of respiratory pathogens	Multiplexed respiratory panel testing is not an absolute requirement	Non-substantial

Section # and Name	Description of Change	Brief Rationale	Substantial/ Non-substantial
8.6.1.2 Assessment of Viral Shedding	<ul style="list-style-type: none"> a) Clarified that saliva collection is performed utilizing a Spectrum DNA (SDNA-1000) collection kit b) Removed 'qualitative' to describe the type of shedding assessment c) Added information that collection of saliva sample for viral shedding assessment is optional in Chile/Peru and may occur after a feasibility assessment has been completed 	<ul style="list-style-type: none"> a) Clarification b) Updated due to an assay improvement c) Feasibility of collection of saliva samples in Chile/Peru is underway 	Non-substantial
9 Statistical Considerations 9.1, 9.2, 9.4, 9.4.2.1, 9.4.4, and 9.5	Amended the testing strategy, sample sizing, as well as number of events required for the interim and primary analyses	Per DSMB request	Non-substantial
9.3 Populations for Analysis, Table 9	Added definition for immunogenicity analysis set	To describe the population to be used for the immunogenicity assessments	Non-substantial
9.4.1 General Considerations	Revised definition of intercurrent event	To align with changes in the primary analysis	Non-substantial
9.4.2 Efficacy	<ul style="list-style-type: none"> a) Added reference to new Appendix G (see description for Appendix G below) b) Added description of an adjudication committee that will review data of potential cases for the COVID-19-related efficacy endpoints 	<ul style="list-style-type: none"> a) Per US FDA request b) To provide clarity on the process for determining cases to be included in the COVID-19-related efficacy evaluations 	Non-substantial
9.4.2.1 Primary Endpoint (additional change)	Clarified a supportive analysis of the primary endpoint	Incorrect statement about censored observations removed	Non-substantial

Section # and Name	Description of Change	Brief Rationale	Substantial/ Non-substantial
9.4.2.2 Secondary Endpoints	<p>a) Bullet 1: Clarified that the endpoint will assess the proportion of participants who have a post-treatment response (negative at baseline to positive post treatment with study intervention) for SARS-CoV-2 Nucleocapsid antibodies over time</p> <p>b) Bullet 2: Included the endpoint to assess the incidence of SARS-CoV-2 RT-PCR positive symptomatic illness using the CDC criteria</p> <p>c) Bullet 3: Clarified the University of Oxford symptom criteria used to assess the incidence of SARS-CoV-2 RT-PCR positive symptomatic illness</p> <p>d) Specified the analyses for the incidence endpoints, and added a description of the analysis for participants positive for SARS-CoV-2 Nucleocapsid antibodies</p>	<p>a) To align with analyses</p> <p>b) Corrected an inadvertent omission</p> <p>c) Per US FDA request</p> <p>d) Clarification</p>	Non-substantial
Appendix A5 Committee Structure	Added description of an adjudication committee that will review data of potential cases for the COVID-19-related efficacy endpoints	To provide clarity on the process for determining cases to be included in the COVID-19-related efficacy evaluations	
Appendix G Overview of Primary and Secondary Efficacy Objectives, Endpoints, and Associated Case Definitions	New overview table presenting the primary and secondary efficacy objectives, endpoints, and associated case definitions	Per US FDA request	Non-substantial
Appendix I Protocol Amendment History	Moved summary of changes for Protocol Amendment 1 to this new appendix	Per protocol template	Non-substantial

CDC = Centers for Disease Control and Prevention; COVID-19 = coronavirus disease 2019; eCRF = electronic case report form; DSMB = Data Safety Monitoring Board; e-Diary = electronic diary; IM = intramuscular; NP = nasopharyngeal; PBMC = peripheral blood mononuclear cell; RT-PCR = reverse transcriptase polymerase chain reaction; SARS-CoV-2 = severe acute respiratory syndrome-coronavirus 2; SoA = schedule of activities; US FDA = United States Food and Drug Administration.

Amendment 1 (10 August 2020)

Overall Rationale for the Amendment:

Section # and Name	Description of Change	Brief Rationale	Substantial/ Non-substantial
1.1 Synopsis	Updated Objectives and Endpoints, Overall Design, and Statistical Methods	To align with edits in main body	Non-substantial
1.2 Schema	Revised the footnote to identify the number of randomized participants in each age group to participate in the substudy	To identify by age group the 3 000 randomized participants who will participate in the substudy	Non-substantial
1.3 Schedule of Activities Table 2 Treatment and Follow-up Period - Main Study	Added assessment for recording any concomitant medication administered for the treatment of an SAE, MAAE, or AESI from Day 90 through Day 730	To support evaluation of SAEs, MAAEs, or AESIs	Non-substantial
1.3 Schedule of Activities Table 3 Treatment and Follow-up Period - Substudy	a) Added assessment for recording any concomitant medication administered for the treatment of an SAE, MAAE, or AESI from Day 90 through Day 730 b) Footnote d: identified that ‘at least 300’ participants in the substudy can have PBMCs collected	a) To support evaluation of SAEs, MAAEs, or AESIs b) To help ensure PBMCs can be collected in participants across age groups	Non-substantial
2.2 Background	a) Corrected the study number for the University of Oxford South African clinical study b) Updated preliminary clinical data from Study COV001 and Study COV002	To align with: a) The study number correction made by the University of Oxford b) The updated AZD1222 IB, Edition 1.1	Non-substantial
2.3.1 Risk Assessment	Updated common solicited AE information	To align with the updated AZD1222 IB, Edition 1.1	Non-substantial

Section # and Name	Description of Change	Brief Rationale	Substantial/ Non-substantial
3 Objectives and Endpoints	<ul style="list-style-type: none"> a) Clarified that secondary objective 6 is performed in substudy and illness visits only b) Footnote a: identified the number of randomized participants in each age group to participate in the substudy 	<ul style="list-style-type: none"> a) Humoral responses to AZD1222 are not required for main study participants b) To identify by age group the 3 000 randomized participants who will participate in the substudy 	Non-substantial
4.1 Overall Design	<ul style="list-style-type: none"> a) Clarified that enrollment will begin with participants 18 to 55 years of age, followed by older age groups after FDA review of accruing clinical data b) Identified the number of randomized participants in each age group to participate in the substudy 	<ul style="list-style-type: none"> a) To provide for review of immunogenicity data in older subjects prior to enrollment' b) To identify by age group the 3 000 randomized participants who will participate in the substudy 	Non-substantial
4.2.1 Rationale for Study Design and Participant Population	Updated the number of participants 56 to 69 and ≥ 70 years of age anticipated to have received AZD1222 at time of study initiation	To align with updated study status	Non-substantial
5.1 Inclusion Criteria	Corrected number formatting to separate Criteria 3 and 4	Inclusion criterion 4 was erroneously included under inclusion criterion 3	Non-substantial
5.2 Exclusion Criteria	<ul style="list-style-type: none"> a) Clarified Criterion 2 to include participants with any other demyelinating condition b) Clarified Criterion 6 to state ≥ 20 mg per day vs ≥ 20 mg/kg/day of prednisone 	<p>Per NIH request</p> <p>Correct typographical error</p>	Non-substantial
6.1.2 Dosing Instructions	Deleted instructions to cover the injection site with a sterile dressing	Erroneously included in original protocol	Non-substantial
6.2.1 Dose Preparation and Administration; 6.2.1.1 AZD1222 6.2.1.2 Placebo	Clarified that AZD1222 and placebo doses drawn into syringes for administration must be administered according to the beyond-use-date of the vial or IV bag	To align with the beyond-use-date of the vial or IV bag as AZD1222 and placebo do not contain preservatives	Non-substantial

Section # and Name	Description of Change	Brief Rationale	Substantial/ Non-substantial
7.2 Participant Withdrawal from the Study	Clarified that all collected samples will be destroyed if the participant withdraws consent for use of existing samples	To align with current process	Non-substantial
8.1.1 Monitoring COVID-19 Symptoms	Clarified that investigator judgement should be used when determining which participants should initiate illness visits during the 7 days following administration of each dose of study intervention	To help ensure that qualifying symptoms for illness visits are due to potential infection with SARS-CoV-2 and not to reactogenicity of the study intervention	Non-substantial
8.1.2.2 Digital Health Device	Clarified that the monitoring team will receive and triage alerts associated with participants' digital health device data rather than the investigator	To align with current process	Non-substantial
9.1 Statistical Hypotheses 9.4.2.1 Primary Endpoint 9.4.4 Methods for Multiplicity Control 9.5 Interim Analyses	Clarified the statistical significance for determining vaccine efficacy	To add greater detail to the statistical analysis approach for the primary estimand	Non-substantial
9.4 Statistical Analyses	Clarified that the SAP will be approved prior to the interim analysis vs the primary analysis	Per standard practice	Non-substantial
Appendix A 5 Committee Structure	Added criteria for pausing the study for DSMB review	To ensure safety oversight	Non-substantial
Appendix E Toxicity Grading Scales for Solicited Adverse Events			
Table 11 Clinical Abnormalities: Vital Signs	Revised the temperature range for fever	To align with definition of fever throughout the main body	Non-substantial
Table 12 Clinical Abnormalities: Systemic	Added information for assessing severity grade of chills and deleted diarrhea	To align with solicited adverse events being collected, which includes chills but not diarrhea	Non-substantial

AESI = adverse event of special interest; MAAE = medically attended adverse event; NIH = National Institutes of Health; SAE = serious adverse event; SAP = Statistical Analysis Plan.

11 REFERENCES

CDC. (Centers for Disease Control and Prevention). Coronavirus Disease 2019 (COVID-19), Symptoms of Coronavirus. <https://www.cdc.gov/coronavirus/2019-ncov/symptoms-testing/symptoms.html>. Published 2020. Accessed 01 July 2020.

FDA. (Food and Drug Administration). Guidance for Industry. Toxicity grading scale for healthy adult and adolescent volunteers enrolled in preventive vaccine clinical trials. . <https://www.fda.gov/media/73679/download>. Published 2007. Accessed 20 June 2020.

Folegatti PM, Bittaye M, Flaxman A, Lopez FR, Bellamy D, Kupke A et al. Safety and immunogenicity of a candidate Middle East respiratory syndrome coronavirus viral-vectored vaccine: a dose-escalation, open-label, non-randomised, uncontrolled, Phase 1 trial. *Lancet Infect Dis*. 2020a;20(7):816-26.

Folegatti PM, Ewer KJ, Aley PK, Angus B, Becker S, Belij-Rammerstorfer S et al. Safety and immunogenicity of the ChAdOx1 nCoV-19 vaccine against SARS-CoV-2: a preliminary report of a phase 1/2, single-blind, randomised controlled trial. *Lancet*. 2020b;S0140-6736(20):31604-4.

Graham SP, McLean RK, Spencer AJ, Belij-Rammerstorfer S, Wright D, Ulaszewska M et al. Evaluation of the immunogenicity of prime-boost vaccination with the replication-deficient viral vectored COVID-19 vaccine candidate ChAdOx1 nCoV-19. *npj Vaccines*. 2020;5(1):69.

Lambert P-H, Ambrosino DM, Andersen SR, Baric RS, Black SB, Chen RT et al. Consensus summary report for CEPI/BC March 12–13, 2020 meeting: Assessment of risk of disease enhancement with COVID-19 vaccines. *Vaccine*. 2020;38(31):4783-91.

Li F. Structure, Function, and Evolution of Coronavirus Spike Proteins. *Annu Rev Virol*. 2016;3(1):237-61.

Lu R, Zhao X, Li J, Niu P, Yang B, Wu H et al. Genomic characterisation and epidemiology of 2019 novel coronavirus: implications for virus origins and receptor binding. *Lancet*. 2020;395(10224):565-74.

NIH. (National Institutes of Health). Guidelines for the use of antiretroviral agents in adults and adolescents with HIV. <https://aidsinfo.nih.gov/guidelines>. Published 2020. Accessed 10 August 2020.

Rajão DS, Chen H, Perez DR, Sandbulte MR, Gauger PC, Loving CL et al. Vaccine-associated enhanced respiratory disease is influenced by haemagglutinin and neuraminidase in whole inactivated influenza virus vaccines. *The Journal of general virology*. 2016;97(7):1489-99.

Rovira À, Wattjes MP, Tintoré M, Tur C, Yousry TA, Sormani MP et al. MAGNIMS consensus guidelines on the use of MRI in multiple sclerosis—clinical implementation in the diagnostic process. *Nature Reviews Neurology*. 2015;11(8):471-82.

Schmitt-Thompson. Clinical Content. COVID-19 Resources. 2020. <https://www.stcc-triage.com/covid-19-resources>. Published 2020. Accessed 01 September 2020.

SPEAC. (Safety Platform for Emergency Vaccines) D2.3 Priority list of adverse events of special interest: COVID-19. Work Package: WP2 Standards and Tools. v1.1. 05 March 2020. https://media.tghn.org/articles/COVID-19_AESIs_SPEAC_V1.1_5Mar2020.pdf. Published 2020. Accessed 14 June 2020.

van Doremalen N, Lambe T, Spencer A, Belij-Rammerstorfer S, Purushotham JN, Port JR et al. ChAdOx1 nCoV-19 vaccine prevents SARS-CoV-2 pneumonia in rhesus macaques. *Nature* [Internet]. 2020 30 July 2020 [cited Access Date]. Available from: <https://doi.org/10.1038/s41586-020-2608-y>.

Waldrop G, Doherty M, Vitoria M, Ford N. Stable patients and patients with advanced disease: consensus definitions to support sustained scale up of antiretroviral therapy. *Tropical medicine & international health : TM & IH*. 2016;21(9):1124-30.

WHO. (World Health Organization) COVID-19 weekly epidemiological update. 18 October 2020. https://www.who.int/docs/default-source/coronaviruse/situation-reports/20201020-weekly-epi-update-10.pdf?sfvrsn=58786643_26&download=true. Published 2020. Accessed 23 October 2020.

Zhou P, Yang X-L, Wang X-G, Hu B, Zhang L, Zhang W et al. A pneumonia outbreak associated with a new coronavirus of probable bat origin. *Nature*. 2020.

Zhu N, Zhang D, Wang W, Li X, Yang B, Song J et al. A novel coronavirus from patients with pneumonia in China, 2019. *N Engl J Med*. 2020;382(8):727-33.

Zou G. A modified poisson regression approach to prospective studies with binary data. *Am J Epidemiol*. 2004;159(7):702-6.

SIGNATURE PAGE

This is a representation of an electronic record that was signed electronically and this page is the manifestation of the electronic signature

Document Name: d8110c00001-csp-amendment-4		
Document Title:	D8110C00001 Clinical Study Protocol Amendment 4	
Document ID:	Doc ID-004315165	
Version Label:	6.0 CURRENT LATEST APPROVED	
Server Date (dd-MMM-yyyy HH:mm 'UTC'Z)	Signed by	Meaning of Signature
15-Dec-2020 02:25 UTC	PPD [REDACTED]	Content Approval
14-Dec-2020 21:41 UTC	PPD [REDACTED]	Content Approval
15-Dec-2020 00:47 UTC	PPD [REDACTED]	Content Approval
14-Dec-2020 22:39 UTC	PPD [REDACTED]	Content Approval

Notes: (1) Document details as stored in ANGEL, an AstraZeneca document management system.

Clinical Study Protocol	
Study Intervention	AZD1222
Study Code	D8110C00001
Version	Amendment 5
Date	18 January 2021

TITLE PAGE

A Phase III Randomized, Double-blind, Placebo-controlled Multicenter Study in Adults and Adolescents to Determine the Safety, Efficacy, and Immunogenicity of AZD1222, a Non- replicating ChAdOx1 Vector Vaccine, for the Prevention of COVID-19

Sponsor Name:	AstraZeneca AB
Legal Registered Address:	151 85 Södertälje, Sweden
Regulatory Agency Identifier Number(s):	IND number 23522 NCT04516746 EudraCT number 2020-005226-28

This Clinical Study Protocol has been subject to a peer review according to AstraZeneca Standard procedures. The Clinical Study Protocol is publicly registered and the results are disclosed and/or published according to the AstraZeneca Global Policy on Bioethics and in compliance with prevailing laws and regulations.

Protocol Number: D8110C00001

Amendment Number: 5

Study Intervention: AZD1222

Study Phase: III

Short Title: Phase III Double-blind, Placebo-controlled Study of AZD1222 for the Prevention of COVID-19 in Adults and Adolescents

Study Physician Name and Contact Information will be provided separately

USA Coordinating Investigators: Ann Falsey, MD
University of Rochester School of Medicine
Rochester, NY

Magda Sobieszczyk, MD
Columbia University
New York, NY

PROTOCOL AMENDMENT SUMMARY OF CHANGES TABLE

DOCUMENT HISTORY	
Document	Date
Amendment 5	18 January 2021
Amendment 4	14 December 2020
Amendment 3	26 October 2020
Amendment 2	17 September 2020
Amendment 1	10 August 2020
Original Protocol	15 July 2020

Amendment 5 (18 January 2021)

This amendment is considered to be substantial based on the criteria set forth in Article 10(a) of Directive 2001/20/EC of the European Parliament and the Council of the European Union.

Overall Rationale for the Amendment:

The principal reason for this amendment was to add an extension to the study to permit evaluation of safety, immunogenicity, and efficacy of 2 doses of AZD1222 administered 8 to 12 weeks apart to adults and adolescents. The extended dosing interval is supported by enhanced immunogenicity data, as well as a high level of protection (VE 73%) against COVID-19 demonstrated from a single dose ([COVID-19 Vaccine AstraZeneca SmPC 2021](#)). Adolescents have been added to the study population to generate valuable data on safety and immunogenicity in this age group.

Note that the new addition to the study was labeled as Part 2 (and included in a separate [Appendix G](#)) and the existing main study and its corresponding substudy and immunogenicity cohort were relabelled as Part 1.

Section # and Name	Description of Change	Brief Rationale	Substantial/ Non-substantial
Title Page, 1.1 Synopsis	Added “and Adolescents” to the title	To generate evidence to lower the indication to persons 12 years of age	Substantial
1.1 Synopsis, 2.1 Study Rationale	Added text to the study rationale regarding adolescents		
1.1 Synopsis, 3 Objectives and Endpoints, Appendix F Overview of Primary and Secondary Efficacy Objectives, Endpoints, and Associated Case Definitions (Table 15)	Removed “in adults \geq 18 years of age” from primary objectives 1-3	To make the objectives applicable to both Part 1 and the newly added Part 2	Non-substantial
	Specified that primary objective 3, secondary objectives 7-8, and exploratory objectives 6-14 apply to both Part 1 and Part 2		
	Added a second endpoint for secondary objective 5 and exploratory objectives 3 and 4	To show efficacy after 1 dose in severe COVID-19 illness	Substantial

Section # and Name	Description of Change	Brief Rationale	Substantial/ Non-substantial
1.1 Synopsis, 1.2 Schema, 1.3 Schedule of Activities 3 Objectives and Endpoints, 4.1 Overall Design, 4.2 Scientific Rationale for Study Design, 4.3 Justification for Dose, 5 Study Population, 6.1.2 Dosing Instructions, 6.3 Measures to Minimize Bias: Randomization and Blinding, 7.1 Discontinuation of study intervention 8 Study Assessments and Procedures, 9 Statistical Considerations, Appendix G Part 2	Added Appendix G to describe the new Part 2 and corresponding Part 2 Substudy. Added cross-references to Appendix G.	To permit evaluation of safety, immunogenicity, and efficacy of 2 doses of AZD1222 administered 8 to 12 weeks apart in adults and adolescents	Substantial
	Relabelled the existing main study and its corresponding substudy and immunogenicity cohort as Part 1	For clarity and consistency, given the addition of Part 2	Non-substantial
1.1 Synopsis, 9.2 Sample Size Determination, 9.4 Statistical Analyses	Changed “not seropositive” to “seronegative”	Clarification	Non-substantial
3 Objectives and Endpoints, Appendix G Part 2	Added footnote d to Table 5 to indicate that exploratory endpoint 5 is an exploratory endpoint for Part 1, but a secondary endpoint for Part 2. Included exploratory endpoint 5 for Part 1 as a secondary endpoint for Part 2 in Appendix G	To support efficacy post first dose given the extension of the dosing interval in Part 2	Substantial

Section # and Name	Description of Change	Brief Rationale	Substantial/ Non-substantial
Appendix E Adverse Events of Special Interest (Table 13)	Added additional terms to “immunologic” of multisystem inflammatory syndrome in children and adults and added a new category “respiratory” with term of acute respiratory distress syndrome	To add new Brighton Collaboration case definitions	Non-substantial

TABLE OF CONTENTS

TITLE PAGE.....	1
PROTOCOL AMENDMENT SUMMARY OF CHANGES TABLE.....	3
TABLE OF CONTENTS.....	7
1 PROTOCOL SUMMARY	12
1.1 Synopsis.....	12
1.2 Schema.....	19
1.3 Schedule of Activities.....	19
2 INTRODUCTION	28
2.1 Study Rationale.....	28
2.2 Background.....	28
2.3 Benefit/Risk Assessment.....	30
2.3.1 Risk Assessment.....	31
2.3.2 Benefit Assessment.....	31
2.3.3 Overall Benefit: Risk Conclusion.....	31
3 OBJECTIVES AND ENDPOINTS	31
4 STUDY DESIGN	35
4.1 Overall Design.....	35
4.2 Scientific Rationale for Study Design.....	38
4.2.1 Rationale for Study Design and Participant Population.....	38
4.2.2 Rationale for Study Endpoints.....	39
4.3 Justification for Dose.....	39
4.4 End of Study Definition.....	40
5 STUDY POPULATION	41
5.1 Inclusion Criteria.....	41
5.2 Exclusion Criteria.....	43
5.3 Lifestyle Considerations.....	45
5.4 Screen Failures.....	45
6 STUDY INTERVENTION	45
6.1 Study Interventions Administered.....	45
6.1.1 Investigational Products.....	45
6.1.2 Dosing Instructions.....	46
6.2 Preparation/Handling/Storage/Accountability.....	47
6.2.1 Dose Preparation and Administration.....	47
6.2.1.1 AZD1222.....	47
6.2.1.2 Placebo.....	47
6.3 Measures to Minimize Bias: Randomization and Blinding.....	48
6.3.1 Randomization.....	48

6.3.2	Blinding.....	48
6.3.3	Procedures for Unblinding	49
6.4	Study Intervention Compliance.....	49
6.5	Concomitant Therapy.....	49
6.5.1	Permitted Concomitant Medications	50
6.5.2	Prohibited Concomitant Medications	50
6.6	Dose Modification	51
6.7	Intervention After the End of the Study.....	51
7	DISCONTINUATION OF STUDY INTERVENTION AND PARTICIPANT DISCONTINUATION/WITHDRAWAL.....	51
7.1	Discontinuation of Study Intervention.....	51
7.1.1	Study Suspension or Termination.....	52
7.2	Participant Withdrawal from the Study	52
7.3	Lost to Follow-up	52
8	STUDY ASSESSMENTS AND PROCEDURES	53
8.1	Efficacy Assessments.....	53
8.1.1	Monitoring COVID-19 Symptoms	53
8.1.2	Illness Visits	54
8.1.2.1	SARS-CoV-2 Testing and Other Virology Assessments.....	55
8.1.2.2	Digital Health Device	55
8.1.2.3	Illness e-Diary	56
8.1.3	Severe COVID-19	57
8.1.4	Medical Notes Review.....	57
8.1.5	Monitoring for Asymptomatic Infection.....	58
8.2	Safety Assessments.....	58
8.2.1	Physical Examinations	58
8.2.2	Vital Signs	58
8.2.3	Clinical Laboratory Assessments	58
8.3	Adverse Events and Serious Adverse Events.....	59
8.3.1	Time Period and Frequency for Collecting AE and SAE Information.....	59
8.3.2	Follow-up of AEs and SAEs	60
8.3.3	Causality Collection.....	61
8.3.4	Adverse Events Based on Signs and Symptoms	61
8.3.5	Adverse Events Based on Examinations and Tests	61
8.3.6	Hy’s Law	61
8.3.7	Solicited Adverse Events (Only for Part 1 Substudy)	62
8.3.8	Medically Attended Adverse Events	63
8.3.9	Adverse Events of Special Interest	63
8.3.9.1	Potential Neurological AESIs	63
8.3.10	Reporting of Serious Adverse Events.....	66
8.3.11	Pregnancy.....	66
8.3.11.1	Maternal Exposure.....	66
8.3.12	Medication Error.....	67

8.3.13	Medical Device Deficiencies.....	67
8.4	Overdose	68
8.5	Human Biological Samples.....	68
8.5.1	Pharmacokinetics.....	68
8.5.2	Immunogenicity Assessments	69
8.5.2.1	SARS-CoV-2 Serology Assessments	69
8.5.2.2	SARS-CoV-2 Neutralizing Antibody Assessments	69
8.5.2.3	Assessment of Mucosal Responses	69
8.5.2.4	Assessment of Cell-mediated Immune Responses	69
8.5.2.5	Additional Serum Immunogenicity	70
8.5.3	Pharmacodynamics	70
8.6	Human Biological Sample Biomarkers	70
8.6.1	Collection of Mandatory Samples for Biomarker Analysis	70
8.6.1.1	Virologic Assessments.....	71
8.6.1.2	Assessment of Viral Shedding	71
8.6.2	Other Study-related Biomarker Research	71
8.7	Optional Genomics Initiative Sample.....	71
8.8	Medical Resource Utilization and Health Economics	71
9	STATISTICAL CONSIDERATIONS.....	71
9.1	Statistical Hypotheses	71
9.2	Sample Size Determination.....	72
9.3	Populations for Analyses	73
9.4	Statistical Analyses.....	74
9.4.1	General Considerations.....	75
9.4.2	Efficacy	76
9.4.2.1	Primary Endpoint.....	76
9.4.2.2	Secondary Endpoints	78
9.4.2.3	Exploratory Endpoints	79
9.4.3	Safety	80
9.4.3.1	Primary Endpoints	80
9.4.3.2	Other Safety Endpoints	80
9.4.4	Methods for Multiplicity Control	80
9.4.5	Sensitivity Analyses.....	82
9.4.6	Subgroup Analyses	82
9.5	Interim Analyses.....	82
9.6	Data Safety Monitoring Committee.....	83
10	SUPPORTING DOCUMENTATION AND OPERATIONAL CONSIDERATIONS.....	83
11	REFERENCES.....	154

LIST OF FIGURES

Figure 1	Part 1 Schema.....	19
Figure 2	Neurology Testing Algorithm.....	65
Figure G1	Part 2 Schema.....	111

LIST OF TABLES

Table 1	Schedule of Activities: Screening Period – Part 1.....	20
Table 2	Schedule of Activities: Treatment and Follow-up Period – Part 1 (Excluding Part 1 Substudy and Part 1 Immunogenicity Cohort Participants).....	21
Table 3	Schedule of Activities: Treatment and Follow-up Period – Part 1 Substudy and Part 1 Immunogenicity Cohort (USA Participants Only)	23
Table 4	Schedule of Activities: Illness Visits – Part 1 (Participants with Qualifying Clinical Symptoms).....	26
Table 5	Objectives and Endpoints.....	31
Table 6	Highly Effective Methods of Contraception.....	42
Table 7	Investigational Products.....	45
Table 8	List of Predefined Solicited Adverse Events for Reactogenicity Assessment.....	62
Table 9	Populations for Analysis.....	73
Table 10	Tables for Clinical Abnormalities: Local Reactions to Injectable Product	97
Table 11	Tables for Clinical Abnormalities: Vital Signs.....	98
Table 12	Tables for Clinical Abnormalities: Systemic (General or Illness).....	99
Table 13	Adverse Events of Special Interest.....	100
Table 14	List of Potential Immune-mediated Medical Conditions.....	101
Table 15	Overview of Primary and Secondary Efficacy Objectives, Endpoints, and Associated Case Definitions.....	105
Table G1	Schedule of Activities: Screening Period – Part 2.....	112
Table G2	Schedule of Activities: Treatment and Follow-up Period – Part 2.....	113
Table G3	Schedule of Activities: Treatment and Follow-up Period – Part 2 Substudy.....	115
Table G4	Schedule of Activities: Illness Visits – Part 2 (Participants with Qualifying Clinical Symptoms).....	118
Table G5	Objectives and Endpoints for Part 2.....	121

LIST OF APPENDICES

Appendix A	Regulatory, Ethical, and Study Oversight Considerations.....	84
Appendix B	Adverse Events: Definitions and Procedures for Recording, Evaluating, Follow-up, and Reporting	90
Appendix C	Handling of Human Biological Samples	94
Appendix D	Toxicity Grading Scales for Solicited Adverse Events	96
Appendix E	Adverse Events of Special Interest.....	100
Appendix F	Overview of Primary and Secondary Efficacy Objectives, Endpoints, and Associated Case Definitions.....	104
Appendix G	Part 2.....	111
Appendix H	Abbreviations	136
Appendix I	Protocol Amendment History.....	138

1 PROTOCOL SUMMARY

1.1 Synopsis

Protocol Title: A Phase III Randomized, Double-blind, Placebo-controlled Multicenter Study in Adults and Adolescents to Determine the Safety, Efficacy, and Immunogenicity of AZD1222, a Non-replicating ChAdOx1 Vector Vaccine, for the Prevention of COVID-19

Short Title: Phase III Double-blind, Placebo-controlled Study of AZD1222 for the Prevention of COVID-19 in Adults and Adolescents

Rationale: The aim of the study is to assess the safety, efficacy, and immunogenicity of AZD1222 for the prevention of COVID-19. The COVID-19 pandemic has caused major disruption to healthcare systems with significant socioeconomic impacts. Currently, there are no specific treatments available against COVID-19 and accelerated vaccine development is urgently needed. A safe and effective vaccine for COVID-19 prevention would have significant public health impact. Adolescents are at a lower risk of symptomatic illness; however, inclusion of this group would provide valuable safety and immunogenicity information.

Objectives and Endpoints

Objective ^a	Estimand ^b Description/Endpoint
PRIMARY	
1 To estimate the efficacy of 2 IM doses of AZD1222 compared to saline placebo for the prevention of COVID-19	Population: Fully vaccinated analysis set
	Endpoint: A binary response, whereby a participant with negative serostatus at baseline is defined as a COVID-19 case if their first case of SARS-CoV-2 RT-PCR-positive symptomatic illness occurs \geq 15 days post second dose of study intervention. Otherwise, a participant is not defined as a COVID-19 case.
	Intercurrent events: For participants who withdraw from the study prior to having met the criteria for the primary efficacy endpoint, absence of data following these participants' withdrawal will be treated as missing (ie, counted as not having met the criteria); participants who withdraw before 15 days post second dose or who have a case prior to 15 days post second dose will be excluded from primary endpoint analysis. Participants unblinded to treatment assignment prior to having met the criteria for the primary efficacy endpoint will be censored at the date of unblinding.
	Summary measure: VE, calculated as 1-relative risk. (Relative risk is the incidence of infection in the vaccine group relative to the incidence of infection in the control group.)

Objective ^a	Estimand ^b Description/Endpoint
2 To assess the safety and tolerability of 2 IM doses of AZD1222 compared to saline placebo	a) Incidence of AEs for 28 days post each dose of study intervention
	b) Incidence of SAEs, MAAEs, and AESIs from Day 1 post treatment through Day 730
3 To assess the reactogenicity of 2 IM doses of AZD1222 compared to saline placebo (Part 1 and Part 2 Substudies only)	Incidence of local and systemic solicited AEs for 7 days post each dose of study intervention
SECONDARY	
1 To estimate the efficacy of 2 IM doses of AZD1222 compared to saline placebo for the prevention of SARS-CoV-2 infection	The incidence of the first post-treatment response (negative at baseline to positive post treatment with study intervention) for SARS-CoV-2 Nucleocapsid antibodies occurring \geq 15 days post second dose of study intervention ^c
2 To estimate the efficacy of 2 IM doses of AZD1222 compared to saline placebo for the prevention of symptomatic COVID-19 using CDC criteria	The incidence of the first case of SARS-CoV-2 RT-PCR-positive symptomatic illness occurring \geq 15 days post second dose of study intervention using CDC criteria
3 To estimate the efficacy of 2 IM doses of AZD1222 compared to saline placebo for the prevention of University of Oxford-defined symptomatic COVID-19	The incidence of the first case of SARS-CoV-2 RT-PCR-positive symptomatic illness occurring \geq 15 days post second dose of study intervention using University of Oxford-defined symptom criteria
4 To estimate the efficacy of 2 IM doses of AZD1222 compared to saline placebo in the prevention of COVID-19 in all study participants, regardless of evidence of prior SARS-CoV-2 infection	The incidence of the first case of SARS-CoV-2 RT-PCR-positive symptomatic illness occurring \geq 15 days post second dose of study intervention regardless of evidence of prior SARS-CoV-2 infection ^c
5 To estimate the efficacy of 2 IM doses of AZD1222 compared to saline placebo for the prevention of severe or critical symptomatic COVID-19	a) The incidence of SARS-CoV-2 RT-PCR-positive severe or critical symptomatic illness occurring \geq 15 days post second dose of study intervention ^c
	b) The incidence of SARS-CoV-2 RT-PCR-positive severe or critical symptomatic illness occurring post first dose of study intervention
6 To estimate the efficacy of 2 IM doses of AZD1222 compared to saline placebo for the prevention of COVID-19-related Emergency Department visits	The incidence of COVID-19-related Emergency Department visits occurring \geq 15 days post second dose of study intervention ^c
7 To assess antibody responses to AZD1222 S antigen following 2 IM doses of AZD1222 or saline placebo (Part 1 and Part 2 Substudies and Illness Visits only)	a) Post-treatment GMTs and GMFRs from day of dosing baseline value to 28 days post each dose in SARS-CoV-2 S, RBD antibodies (MSD serology assay)
	b) The proportion of participants who have a post-treatment seroresponse (\geq 4-fold rise in titers from day of dosing baseline value to 28 days post each dose) to the S, RBD antigens of AZD1222 (MSD serology assay)

Objective ^a	Estimand ^b Description/Endpoint
<p>8 To determine anti-SARS-CoV-2 neutralizing antibody levels in serum following 2 IM doses of AZD1222 or saline placebo (Part 1 and Part 2 Substudies and Illness Visits only)</p>	<p>a) Post-treatment GMTs and GMFRs from day of dosing baseline value to 28 days post each dose in SARS-CoV-2 neutralizing antibodies (wild-type assay or pseudo-neutralization assay)</p> <p>b) Proportion of participants who have a post-treatment seroresponse (\geq 4-fold rise in titers from day of dosing baseline value to 28 days post each dose) to AZD1222 as measured by SARS-CoV-2 neutralizing antibodies (wild-type assay or pseudo-neutralization assay)</p>

^a Part 1 Substudy: The Part 1 Substudy will be conducted only in the USA. The first participants randomized in each age group in the USA, including 1 500 participants 18 to 55 years of age, 750 participants 56 to 69 years of age, and 750 participants \geq 70 years of age (see Section 1.3). The Part 2 Substudy will be conducted in 375 participants 12 to 17 years of age and 375 participants 18 to 55 years of age at select sites in the USA (see Appendix G 4.1).

Illness Visits: Participants who present with qualifying symptoms will be tested for SARS-CoV-2 and if positive, will complete illness visits.

^b Estimand is the target of estimation to address the scientific question of interest posed by the primary objective. Attributes of an estimand include the population of interest, the variable (or endpoint) of interest, the specification of how intercurrent events are reflected in the scientific question of interest, and the population-level summary for the variable.

^c Key secondary endpoint.

AE = adverse event; AESI = adverse event of special interest; CDC = Centers for Disease Control and Prevention; COVID-19 = coronavirus disease 2019; GMFR = geometric mean fold rise; GMT = geometric mean titer; IFN- γ = interferon-gamma; IM = intramuscular; MAAE = medically attended adverse event; MSD = Meso Scale Discovery; RT-PCR = reverse transcriptase polymerase chain reaction; RBD = receptor binding domain; S = Spike; SAE = serious adverse event; SARS-CoV-2 = severe acute respiratory syndrome-coronavirus-2; USA = United States of America; VE = vaccine efficacy.

For exploratory objectives, see Section 3. Appendix G 3 presents additional objectives and endpoints specific to Part 2.

Overall Design: D8110C00001 is a Phase III randomized, double-blind, placebo-controlled, multicenter, 2-part study assessing the safety, efficacy, and immunogenicity of AZD1222 compared to saline placebo for the prevention of COVID-19. Approximately 300 sites globally will participate in this study.

Part 1

In Part 1, participants will be adults \geq 18 years of age who are healthy or have medically-stable chronic diseases, and are at increased risk for SARS-CoV-2 acquisition and COVID-19. Approximately 30 000 participants will be randomized in a 2:1 ratio to receive 2 IM doses of either 5×10^{10} vp (nominal, $\pm 1.5 \times 10^{10}$ vp) AZD1222 (n = approximately 20 000) or saline placebo (n = approximately 10 000) 4 weeks apart, on Days 1 and 29. Randomization will be stratified by age (\geq 18 to $<$ 65 years, and \geq 65 years), with at least 25% of participants to be enrolled in the older age stratum. Participants who received their first dose of study intervention between 28 August 2020 and 06 September 2020 will receive their second dose of study intervention outside of the study window.

All participants will be assessed for efficacy and safety. The first participants randomized in each age group in the USA, including 1 500 participants 18 to 55 years of age, 750 participants 56 to 69 years of age, and 750 participants ≥ 70 years of age, will also participate in a Part 1 Substudy assessing the reactogenicity and immunogenicity of AZD1222.

To further investigate cell-mediated immunogenicity, in particular Th1/Th2 responses, after AZD1222 or saline placebo administration, a Part 1 Immunogenicity Cohort of approximately 300 participants was added.

Participants in Part 1 will remain on study for 2 years following administration of the first dose of study intervention (Day 730). If AZD1222 is proven to be safe and efficacious based on the primary endpoint analysis, following discussion at that time with the US FDA, other Regulators if appropriate, and the COVID-19 Vaccine DSMB, participants allocated to the saline placebo group will be offered AZD1222 when doses are available. Saline placebo participants treated with AZD1222 will continue to be followed in the study.

Part 2

Part 2 will include participants ≥ 12 years of age who are healthy or have medically-stable chronic diseases. Approximately 20 000 participants will be randomized in a 2:1 ratio to receive 2 IM doses of either 5×10^{10} vp (nominal, $\pm 1.5 \times 10^{10}$ vp) AZD1222 (n = approximately 13 333) or saline placebo (n = approximately 6 667) 8 to 12 weeks apart, on Days 1 and 70 (± 14 days). Randomization will be stratified by age (12 to 17 years of age and ≥ 18 years of age), with at least 3 000 participants to be enrolled in the 12 to 17 years of age stratum. A total of 375 participants 12 to 17 years of age and 375 participants 18 to 55 years of age at select sites in the USA will also participate in a Part 2 Substudy. Each treatment group will crossover for 2 IM doses of either 5×10^{10} vp AZD1222 or saline placebo 8 to 12 weeks apart, after a prespecified number of events is reached and each participant has completed a minimum safety follow-up period.

Participants in Part 2 will remain on study through 365 days following administration of the fourth dose. Refer to [Appendix G](#) for details of Part 2.

In Part 1 and Part 2, a PSRT will provide support for blinded safety surveillance during the study. Additionally, an independent COVID-19 Vaccine DSMB organized by the National Institutes of Health, National Institute for Allergy and Infectious Diseases, will provide oversight, to ensure safe and ethical conduct of the study. An independent Neurological AESI Expert Committee will be available to review and provide advice to the PSRT and the COVID-19 Vaccine DSMB on request about the diagnosis and causality assessment of selected neurological AESIs.

Disclosure Statement: This is a parallel-group preventive study with 2 arms that is participant-, investigator-, and Sponsor-blinded.

Number of Participants: In Part 1, approximately 33 000 participants will be screened to achieve up to approximately 30 000 participants randomly assigned to study intervention, including approximately 20 000 participants randomized to the AZD1222 arm and approximately 10 000 participants randomized to the saline placebo arm.

In Part 2, approximately 22 000 participants will be screened to achieve up to approximately 20 000 participants randomly assigned to study intervention, including approximately 13 333 participants randomized to the AZD1222 arm and approximately 6 667 participants randomized to the saline placebo arm (see [Appendix G 9.2](#) for details).

Note: ‘Enrolled’ means a participant's, or their legally acceptable representative's, agreement to participate in a clinical study following completion of the informed consent process. Potential participants who are screened for the purpose of determining eligibility for the study, but are not randomly assigned in the study, are considered ‘screen failures’.

Intervention Groups and Duration: Participants will be randomized in a 2:1 ratio to receive 2 IM doses of 5×10^{10} vp (nominal, $\pm 1.5 \times 10^{10}$ vp) AZD1222 or saline placebo. In Part 1, study intervention will be administered on Days 1 and 29. In Part 2, study intervention will be administered on Days 1 and 70. Participants will then undergo a blinded crossover following accumulation of endpoint events and adequate individual safety follow-up (see [Appendix G 4.1](#) for details).

Data Monitoring Committee: Yes

Statistical Methods

Primary efficacy endpoint

The primary efficacy endpoint is a binary response, whereby a participant with negative serostatus at baseline is defined as a COVID-19 case if their first case of SARS-CoV-2 RT-PCR-positive symptomatic illness occurs ≥ 15 days post second dose of study intervention. Otherwise, a participant is not defined as a COVID-19 case.

Sample size

In Part 1, approximately 33 000 participants will be screened such that approximately 30 000 participants will be randomized in a 2:1 ratio to receive 2 IM doses of either 5×10^{10} vp (nominal, $\pm 1.5 \times 10^{10}$ vp) AZD1222 (the active group, n = approximately 20 000) or saline placebo (the control group, n = approximately 10 000) 4 weeks apart, on Days 1 and 29.

The sample size calculations are based on the primary efficacy endpoint and were derived following a modified Poisson regression approach (Zou 2004). The calculations account for an interim and primary analysis, and the timing of these analyses will be driven by the number of events observed in the study. The interim analysis will be carried out when approximately 50% of the total amount of statistical information is available. A Lan-DeMets alpha-spending function has been used to control the overall type I error at 5% with 0.31% alpha at the interim analysis and 4.9% at the primary analysis. The calculations assume minimal loss to follow-up as it is anticipated that participants will remain engaged in the study. All participants will be followed for the entire duration of the study.

For the primary efficacy analysis, approximately 150 events meeting the primary efficacy endpoint definition within the population of participants who are seronegative at baseline are required across the active and control groups to detect a VE of 60% with > 90% power. These calculations assume an observed attack rate of approximately 0.8% and are based on a 2-sided test, where the lower bound of the 2-sided 95.10% CI for VE is required to be greater than 30% with an observed point estimate of at least 50%.

An interim efficacy analysis will be conducted when approximately 75 events meeting the primary endpoint definition have been reported across the active and control groups within the population of participants who are seronegative at baseline, which will give > 70% power to detect a VE of 70% and > 90% power to detect a VE of 75%. These calculations assume an observed attack rate of approximately 0.4% and are based on a 2-sided test, where the lower bound of the 2-sided 99.69% CI for VE is required to be greater than 30% with an observed point estimate of at least 50%. A statistically significant finding at the interim analysis will not be considered a reason to stop the study, but instead will be interpreted as early assessment of efficacy.

Refer to [Appendix G 9.2](#) for Part 2 sample size information.

Primary estimand

The primary estimand will be used for the analysis of the primary efficacy endpoint. It will be based on participants in the fully vaccinated analysis set, defined as all randomized participants who are seronegative at baseline, receive 2 doses of study intervention, and who remain on-study 15 days after their second dose without having had a prior SARS-CoV-2 RT-PCR-positive confirmed COVID-19 infection, analyzed according to their randomized treatment. For participants with multiple events, only the first occurrence will be used for the primary efficacy endpoint analysis. The set of intercurrent events for this estimand consists of participants who withdraw from the study or are unblinded to treatment assignment prior to having met the primary efficacy endpoint. The intercurrent event of early study withdrawal will be handled using the treatment policy strategy and the absence of data following these participants' withdrawal will be treated as missing (ie, counted as not having met the criteria).

Participants unblinded to treatment assignment prior to having met the criteria for the primary efficacy endpoint will be censored at the date of unblinding. Participants who withdraw before 15 days post second dose or who have a case prior to 15 days post second dose will be excluded from primary endpoint analysis.

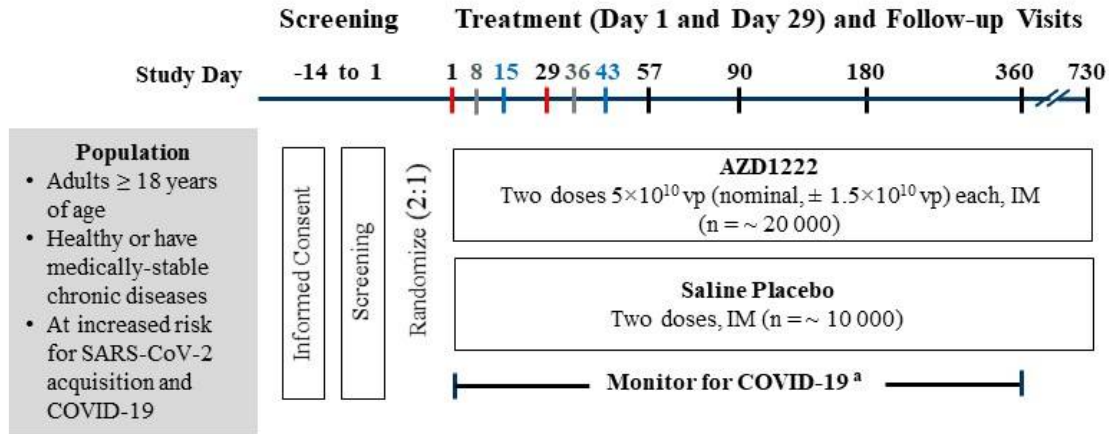
Primary efficacy analysis

As the primary efficacy analysis, the plan is to use the primary estimand and a Poisson regression model with robust variance (Zou 2004) to analyze the primary efficacy endpoint, including study arm and age as covariates as well as the log of the follow-up time as an offset. The VE will be estimated from the model, which will give the RRR in the incidence of SARS-CoV-2 RT-PCR-positive symptomatic illness. VE is calculated as $RRR = 100 * (1 - \text{relative risk})$, which is the incidence of infection in the vaccine group relative to the incidence of infection in the control group expressed as a percentage. At the interim analysis for Part 1, the VE will be presented with a 2-sided 99.69% CI, and statistical significance will be achieved if the 2-sided 99.69% CI is $> 30\%$. The success criterion for the interim analysis will be statistical significance with an observed VE point estimate of at least 50%. At the primary analysis for Part 1, VE will be presented with a 2-sided 95.10% CI, and statistical significance will be achieved if the 2-sided 95.10% CI is $> 30\%$. The success criterion for the primary analysis of the study will be statistical significance with an observed VE point estimate of at least 50%.

Model assumptions will be checked and the robustness of the primary analysis will be assessed. The Poisson regression model with robust variance has the flexibility for exploring multiple imputation approaches using, eg, the observed placebo attack rate to impute missing data. If the Poisson regression model with robust variance fails to converge, an alternative approach will be implemented. Full details will be documented in the SAP.

1.2 Schema

Figure 1 Part 1 Schema



^a Participants who present with qualifying symptoms will be tested for SARS-CoV-2 and if positive, will complete illness visits.

Red bars (Day 1 and Day 29): Administration of study intervention.

Gray bars (Day 8 and Day 36): Visits will be telephone contacts, not study site visits.

Blue bars (Day 15 and Day 43): Visits will only be for participants in the Part 1 Substudy. The first participants randomized in each age group in the USA, including 1 500 participants 18 to 55 years of age, 750 participants 56 to 69 years of age, and 750 participants ≥ 70 years of age, will also participate in Part 1 Substudy assessing the reactogenicity and immunogenicity of AZD1222.

COVID-19 = coronavirus disease 2019; IM = intramuscular; SARS-CoV-2 = severe acute respiratory syndrome-coronavirus-2; USA = United States of America; vp = viral particles.

Refer to [Appendix G 1.2](#) for the Part 2 schema.

1.3 Schedule of Activities

The Part 1 SoA tables include:

- [Table 1](#), Screening Period – Part 1
- [Table 2](#), Treatment and Follow-Up Period – Part 1 (Excluding Part 1 Substudy and Part 1 Immunogenicity Cohort Participants)
- [Table 3](#), Treatment and Follow-Up Period – Part 1 Substudy and Part 1 Immunogenicity Cohort (USA Participants Only)
- [Table 4](#), Illness Visits – Part 1 (Participants with Qualifying Clinical Symptoms)

Refer to [Appendix G 1.3](#) for the Part 2 SoA tables.

Table 1 Schedule of Activities: Screening Period – Part 1

Procedure / Study Day	Day -14 to Day 1 ^a	For details see Section
Informed consent: Part 1	X	5.1
Assignment SID number	X	6.3
Medical history	X	5.1, 5.2
Complete physical examination, including height and weight	X	8.2.1
Vital signs (including pulse oximetry)	X	8.2.2
Pregnancy test – urine or serum (WOCBP only) ^b	X	8.2.3
Assessment of SAEs	X	8.3
Concomitant medications	X	6.5
Verify eligibility criteria	X	5.1, 5.2

^a If screening and dosing occur at the same visit, only one evaluation is required.

^b If urine tests positive or indeterminate, a quantitative serum β -hCG will be performed for confirmation.

β -hCG = beta-human chorionic gonadotropin; SAE = serious adverse event; SID = subject identification; WOCBP = women of childbearing potential.

Table 2 Schedule of Activities: Treatment and Follow-up Period – Part 1 (Excluding Part 1 Substudy and Part 1 Immunogenicity Cohort Participants)


Procedure	Treatment and Follow-up Period									For details see Section
	Day	1	8 ^a	29	36 ^a	57	90	180	360	
Window (days)	NA	± 3	-3 to +7	± 3	± 3	± 5	± 10	± 15	± 30	
Medical history	X									5.1, 5.2
Targeted physical examination	X									8.2.1
Vital signs (including pulse oximetry)	X									8.2.2
Pregnancy test – urine or serum (WOCBP only) ^b	X (predose)		X (predose)							8.2.3
Concomitant medications	X	X	X	X	X	As applicable, for treatment of SAE, MAAE, or AESI ^c				6.5
Verify eligibility criteria	X									5.1, 5.2
Study intervention administration	X		X							6.1, 6.2
Efficacy assessments										
Weekly telephone/email/text contacts - monitoring for COVID-19 qualifying symptoms ^d										8.1.1
Nasal swab for SARS-CoV-2 RT-PCR (local laboratory)	X (predose)									
Serum sample for SARS-CoV-2 serology testing	X (predose)		X (predose)		X	X	X	X	X	8.5.2
Immunogenicity assessments										
Serum sample for exploratory assessment	X (predose)		X (predose)		X					8.5.2.5
Safety assessments										
AEs	X	X	X	X	X					8.3
SAEs, MAAEs, and AESIs	X	X	X	X	X	X	X	X	X	
Telephone contact for safety monitoring		X		X						

Table 2 Schedule of Activities: Treatment and Follow-up Period – Part 1 (Excluding Part 1 Substudy and Part 1 Immunogenicity Cohort Participants)

Procedure	Treatment and Follow-up Period									For details see Section
	Day	1	8 ^a	29	36 ^a	57	90	180	360	
Window (days)	NA	± 3	-3 to +7	± 3	± 3	± 5	± 10	± 15	± 30	

^a Not a study site visit; participants will be contacted by telephone for safety monitoring.

^b If urine tests positive or indeterminate, a quantitative serum β-HCG will be performed for confirmation.

^c Vaccinations, other than AZD1222, for prevention of SARS-CoV-2 or COVID-19 should be recorded if administered at any time during the study.

^d Weekly contact with participants to remind them to present to the study site for SARS-CoV-2 testing if they have qualifying symptoms.

AE = adverse event; AESI = adverse event of special interest; β-hCG = beta-human chorionic gonadotropin; MAAE = medically attended adverse event; NA = not applicable; SAE = serious adverse event; SARS-CoV-2 = severe acute respiratory syndrome-coronavirus-2; WOCBP = women of childbearing potential.

Table 3 Schedule of Activities: Treatment and Follow-up Period – Part 1 Substudy and Part 1 Immunogenicity Cohort (USA Participants Only)


Procedure	Treatment and Follow-up Period											For details see Section	
	Day	1	8 ^a	15	29	36 ^a	43	57	90	180	360		730
Window (days)	NA	± 3	± 1	-3 to +7	± 3	± 3	± 3	± 5	± 10	± 15	± 30		
Medical history	X												5.1, 5.2
Targeted physical examination	X												8.2.1
Vital signs (including pulse oximetry)	X												8.2.2
Pregnancy test – urine or serum (WOCBP only) ^b	X (predose)			X (predose)									8.2.3
Concomitant medications	X	X	X	X	X	X	X	X	As applicable, for treatment of SAE, MAAE, or AESI ^c			6.5	
Verify eligibility criteria	X												5.1, 5.2
Study intervention administration	X			X ^d									6.1.1
Efficacy assessments													
Weekly telephone/email/text contacts - monitoring for COVID-19 qualifying symptoms ^e												8.1.1	
Nasal swab for SARS-CoV-2 RT-PCR (local laboratory)	X (predose)												
Serum sample for SARS-CoV-2 serology testing	X (predose)		X	X (predose)		X	X	X	X	X	X		8.5.2
Immunogenicity assessments													
Serum sample for ChAdOx1 nAbs assessment	X (predose)			X (predose)			X		X	X	X		8.5.2
Serum sample for seasonal CoV serology testing	X (predose)			X (predose)			X		X	X			

Table 3 Schedule of Activities: Treatment and Follow-up Period – Part 1 Substudy and Part 1 Immunogenicity Cohort (USA Participants Only)

Procedure	Treatment and Follow-up Period											For details see Section	
	Day	1	8 ^a	15	29	36 ^a	43	57	90	180	360		730
Window (days)	NA	± 3	± 1	-3 to +7	± 3	± 3	± 3	± 5	± 10	± 15	± 30		
PBMCs for assessment of B-cell and T-cell responses ^f	X (predose)		X				X			X			8.5.2
Serum sample for SARS-CoV-2 nAbs assessment	X (predose)		X	X (predose)			X	X		X	X		
Nasal adsorption for SARS-CoV-2 mucosal responses (optional)	X (predose)		X	X (predose)			X	X		X	X		
Serum sample for ACE2 competition serology	X (predose)			X (predose)				X		X			
Safety assessments													
Local and systemic predefined solicited AEs (recorded daily by participant in Solicited AE e-Diary) – Part 1 Substudy only	X (through Day 8)				X (through Day 36)								8.3.7
AEs	X	X	X	X	X	X	X	X					8.3
SAEs, MAAEs, and AESIs	X	X	X	X	X	X	X	X	X	X	X	X	
Telephone contact for safety monitoring		X				X							

^a Not a study site visit; participants will be contacted by telephone for safety monitoring.

^b If urine tests positive or indeterminate, a quantitative serum β-hCG will be performed for confirmation.

^c Vaccinations, other than AZD1222, for prevention of SARS-CoV-2 or COVID-19 should be recorded if administered at any time during the study.

^d Participants who received their first dose of study intervention between 28 August 2020 and 06 September 2020, will receive their second dose of study intervention outside of the study window.

^e Weekly contact with participants to remind them to present to the study site for SARS-CoV-2 testing if they have qualifying symptom.

^f PBMCs will be isolated from up to 300 participants in the Part 1 Substudy and approximately 300 participants in the Part 1 Immunogenicity Cohort at select study sites, as outlined in the laboratory manual.

Table 3 Schedule of Activities: Treatment and Follow-up Period – Part 1 Substudy and Part 1 Immunogenicity Cohort (USA Participants Only)

Procedure	Treatment and Follow-up Period											For details see Section
	Day	1	8 ^a	15	29	36 ^a	43	57	90	180	360	
Window (days)	NA	± 3	± 1	-3 to +7	± 3	± 3	± 3	± 3	± 5	± 10	± 15	± 30

ACE2 = angiotensin-converting enzyme 2; AE = adverse event (treatment-emergent); AESI = adverse event of special interest; β-hCG = beta-human chorionic gonadotropin; CoV = coronavirus; COVID-19 = coronavirus disease 2019; MAAE = medically attended adverse event; NA = not applicable; nAb = neutralizing antibody; PBMC = peripheral blood mononuclear cell; SAE = serious adverse event; SARS-CoV-2 = severe acute respiratory syndrome-coronavirus-2; USA = United States of America; WOCBP = women of childbearing potential.

2 INTRODUCTION

AZD1222 is being developed for the prevention of COVID-19. AZD1222 is a recombinant replication-defective chimpanzee adenovirus expressing the SARS-CoV-2 S surface glycoprotein driven by the human cytomegalovirus major immediate early promoter that includes intron A with a human tPA leader sequence at the N terminus.

2.1 Study Rationale

The aim of the study is to assess the safety, efficacy, and immunogenicity of AZD1222 for prevention of COVID-19. The COVID-19 pandemic has caused major disruption to healthcare systems with significant socioeconomic impacts. Currently, there are no licensed preventions available against COVID-19 and accelerated vaccine development is urgently needed. A safe and effective vaccine for COVID-19 prevention would have significant global public health impact. Adolescents have been added to the study population to generate valuable data on safety and immunogenicity in this age group.

2.2 Background

In December 2019, a cluster of patients with pneumonia of unknown cause was linked to a seafood wholesale market in Wuhan, China and were later confirmed to be infected with a novel coronavirus, known as 2019-nCoV (Zhu et al 2020). The virus was subsequently renamed to SARS-CoV-2 because it is similar to the coronavirus responsible for SARS-CoV, a lineage B *Betacoronavirus*. SARS-CoV-2 shares more than 79% of its sequence with SARS-CoV, and 50% with the coronavirus responsible for MERS-CoV, a member of the lineage C *Betacoronavirus* (Lu et al 2020). COVID-19 is the infectious disease caused by SARS-CoV-2. By January 2020 there was increasing evidence of human-to-human transmission as the number of cases rapidly began to increase in China. Spread of the virus has been rapid and now encompasses the globe. The WHO declared the novel coronavirus a pandemic on 11 March 2020. As of 18 October 2020, there have been more than 40 million confirmed cases and > 1.1 million deaths globally (WHO 2020). It is believed that evolution of the pandemic will vary across countries, affected in part by different containment strategies ranging from extreme lockdown to relative inaction. As a result, there may be regional waves of the disease and pockets of vulnerable populations. Globally, governments have acknowledged that an effective vaccine against COVID-19 is the only way to guarantee a safe and sustained exit strategy from repeated lockdowns.

CoVs are spherical, enveloped viruses with positive-sense single-stranded RNA genomes. One fourth of their genome is responsible for coding structural proteins, such as the S glycoprotein, envelope, membrane, and nucleocapsid proteins. Envelope, membrane, and nucleocapsid proteins are mainly responsible for virion assembly whilst the S protein is involved in receptor binding, mediating virus entry into host cells during CoVs infection via different receptors (Li 2016). SARS-CoV-2 belongs to the phylogenetic lineage B of the

genus *Betacoronavirus* and it recognizes the ACE2 as the entry receptor (Zhou et al 2020). It is the seventh CoV known to cause human infections and the third known to cause severe disease after SARS-CoV and MERS-CoV.

AZD1222 is a recombinant replication-defective chimpanzee adenovirus expressing the SARS-CoV-2 S surface glycoprotein. Development of AZD1222, previously referred to as ChAdOx1 nCoV-19, was initiated by the University of Oxford with subsequent transfer of development activities to the Sponsor. Nonclinical studies found AZD1222 to be immunogenic in BALB/c and CD-1 mice, ferret, porcine, and NHP models. Whilst a single dose of AZD1222 induced antigen-specific antibody and T-cell responses, a booster immunization enhanced antibody responses, particularly in pigs, with significant increases in SARS-CoV-2 neutralising antibody titres (Graham et al 2020). Further, in a SARS-CoV-2 challenge NHP model, a single administration of AZD1222 significantly reduced viral load in bronchoalveolar lavage fluid and respiratory tract tissue of vaccinated rhesus macaques as compared to vector controls. Importantly, no evidence of VAERD following SARS-CoV-2 challenge in vaccinated rhesus macaques was observed (van Doremalen et al 2020).

The clinical development program for AZD1222 was initiated by the University of Oxford, and currently has 4 ongoing studies being conducted in the UK (FIH COV001 [NCT04324606], COV002 [NCT04400838]), Brazil (COV003 [ISRCTN89951424], and South Africa (COV005 [NCT04444674]). The Sponsor, in addition to this study, has 2 ongoing studies in Russia (D8111C00001 [NCT04540393]) and Japan (D8111C00002).

Preliminary unblinded data are available for the FIH Study COV001 and Study COV002. Study COV001 enrolled the first participant on 23 April 2020 and completed enrollment on 21 May 2020 with 1 077 participants. Preliminary data as of 24 July 2020 from 544 participants who received at least one dose of 5×10^{10} vp AZD1222 and 10 participants who received a second dose of 5×10^{10} vp AZD1222 4 weeks later found the vaccine was generally tolerated, with no treatment-related SAEs reported through 28 days post dose. The most common local solicited AEs were vaccination site pain and tenderness. The most common systemic solicited AEs were chills, feverishness, fever, headache, malaise, and myalgia. The majority of events were mild or moderate in severity and resolved within 1 to 7 days. Following the second dose, a general attenuation in the incidence and severity of local and systemic solicited AEs was observed.

Preliminary immunogenicity data from Study COV001 suggest that a single dose can elicit both humoral and cellular immunogenicity responses and that antibody responses are boosted after a second dose. S-specific T-cell responses peaked on Day 14. Anti-S IgG responses rose by Day 28, and were boosted 3-fold following a second dose.

Neutralizing antibody responses against SARS-CoV-2 were detected in 32 (91%) of 35 participants after a single dose when measured in microneutralization assay (MNA₈₀) and

in 35 (100%) participants when measured in plaque reduction neutralization test (PRNT₅₀). After the second dose, all participants had neutralizing activity (9 of 9 in MNA₈₀ at Day 42 and 10 of 10 in Marburg virus neutralization assay on Day 56). Neutralizing antibody responses correlated strongly with antibody levels measured by ELISA (Folegatti et al 2020b).

As of 01 October 2020, Study COV002 enrolled 10 013 participants, including 5 152 participants who received at least one dose of AZD1222 ranging from 2.2×10^{10} vp to 5×10^{10} vp. Based on preliminary data as of 24 July 2020, the local and systemic solicited-AE profile following a single dose of 5×10^{10} vp in participants 18 to 55 years of age was generally comparable to results in Study COV001. In general, a decline in the incidence and severity of solicited AEs was observed across the age groups (18-55, 56-69, and ≥ 70 years).

Another ChAdOx1-vectored vaccine expressing the full-length S protein from a related betacoronavirus, MERS-CoV, has been given to 53 participants as part of 2 ongoing dose-escalation Phase I studies (MERS001 [NCT03399578] and MERS002 [NCT04170829], sponsored by the University of Oxford) at doses ranging from 5×10^9 vp to 5×10^{10} vp. Preliminary immunogenicity data from MERS001 suggested that a single dose of ChAdOx1 MERS can elicit both humoral and cellular responses. Overall, the vaccine was safe and generally well tolerated, with no serious adverse reactions reported in either study.

The ChAdOx1 platform has been used in 14 clinical studies sponsored by the University of Oxford with immunogens from multiple pathogens such as influenza, tuberculosis, malaria, chikungunya, Zika, MERS-CoV, and Meningitis B. Over 360 healthy adult participants have received ChAdOx1-vectored vaccines in these studies. These vaccines demonstrated robust immunogenicity after a single dose and favorable safety profiles, with no vaccine-related SAEs.

See the AZD1222 IB, Sections 4 and 5 for additional information on nonclinical and clinical studies, respectively, of AZD1222 and related ChAdOx1-vectored vaccines. Detail on the development and chemistry of AZD1222 is provided in the IB, Section 3.

Overall, the preliminary data from the AZD1222 clinical and nonclinical studies, and the acceptable safety and efficacy data for the MERS-CoV vaccine and other ChAdOx1-vectored vaccines, support further development of AZD1222 for the prevention of COVID-19.

2.3 Benefit/Risk Assessment

More detailed information about the known and expected benefits and potential risks of AZD1222 can be found in the AZD1222 IB.

2.3.1 Risk Assessment

AZD1222

Based on preliminary clinical data from Study COV001 and Study COV002, the most common local solicited AEs were vaccination site pain and tenderness. Common systemic solicited AEs across the 2 studies included chills, feverishness, fever, fatigue, headache, joint pain, malaise, and myalgia. The majority of events were mild or moderate in severity and resolved within 1 to 7 days (Section 2.2 and AZD1222 IB).

There are no identified risks for AZD1222. Important potential risks are immunologic reactions: serious hypersensitivity (anaphylactic reactions) and vasculitides; neurologic reactions: demyelinating diseases; and vaccine-associated enhanced respiratory disease. A summary of risks associated with AZD1222 and safety information reported across the AZD1222 clinical studies are provided in the current version of the AZD1222 IB.

2.3.2 Benefit Assessment

Recipients of AZD1222 do not have any guaranteed benefit, however, AZD1222 may be efficacious and offer participants protection from COVID-19. The information gained from this study will inform development decisions.

2.3.3 Overall Benefit: Risk Conclusion

For the safety of participants, the protocol has incorporated various risk mitigation measures including appropriate inclusion and exclusion criteria, close monitoring of participants, and stopping criteria. An independent DSMB will provide study oversight, evaluating cumulative safety and other clinical data at regular intervals. Taking these measures into account, the potential risks identified in association with AZD1222 are justified by the anticipated benefit that may be afforded to participants for the prevention of COVID-19.

3 OBJECTIVES AND ENDPOINTS

Table 5 Objectives and Endpoints

Objective ^a	Estimand ^b Description/Endpoint
PRIMARY	
1 To estimate the efficacy of 2 IM doses of AZD1222 compared to saline placebo for the prevention of COVID-19	<p>Population: Fully vaccinated analysis set</p> <p>Endpoint: A binary response, whereby a participant with negative serostatus at baseline is defined as a COVID-19 case if their first case of SARS-CoV-2 RT-PCR-positive symptomatic illness occurs \geq 15 days post second dose of study intervention. Otherwise, a participant is not defined as a COVID-19 case.</p>

Table 5 Objectives and Endpoints

Objective ^a	Estimand ^b Description/Endpoint
	<p>Intercurrent events: For participants who withdraw from the study prior to having met the criteria for the primary efficacy endpoint, absence of data following these participants' withdrawal will be treated as missing (ie, counted as not having met the criteria); participants who withdraw before 15 days post second dose or who have a case prior to 15 days post second dose will be excluded from primary endpoint analysis. Participants unblinded to treatment assignment prior to having met the criteria for the primary efficacy endpoint will be censored at the date of unblinding.</p> <p>Summary measure: VE, calculated as 1-relative risk. (Relative risk is the incidence of infection in the vaccine group relative to the incidence of infection in the control group.)</p>
<p>2 To assess the safety and tolerability of 2 IM doses of AZD1222 compared to saline placebo</p>	<p>a) Incidence of AEs for 28 days post each dose of study intervention</p> <p>b) Incidence of SAEs, MAAEs, and AESIs from Day 1 post treatment through Day 730</p>
<p>3 To assess the reactogenicity of 2 IM doses of AZD1222 compared to saline placebo (Part 1 and Part 2 Substudies only)</p>	<p>Incidence of local and systemic solicited AEs for 7 days post each dose of study intervention</p>
SECONDARY	
<p>1 To estimate the efficacy of 2 IM doses of AZD1222 compared to saline placebo for the prevention of SARS-CoV-2 infection</p>	<p>The incidence of the first post-treatment response (negative at baseline to positive post treatment with study intervention) for SARS-CoV-2 Nucleocapsid antibodies occurring ≥ 15 days post second dose of study intervention ^c</p>
<p>2 To estimate the efficacy of 2 IM doses of AZD1222 compared to saline placebo for the prevention of symptomatic COVID-19 using CDC criteria</p>	<p>The incidence of the first case of SARS-CoV-2 RT-PCR-positive symptomatic illness occurring ≥ 15 days post second dose of study intervention using CDC criteria</p>
<p>3 To estimate the efficacy of 2 IM doses of AZD1222 compared to saline placebo for the prevention of University of Oxford-defined symptomatic COVID-19</p>	<p>The incidence of the first case of SARS-CoV-2 RT-PCR-positive symptomatic illness occurring ≥ 15 days post second dose of study intervention using University of Oxford-defined symptom criteria</p>
<p>4 To estimate the efficacy of 2 IM doses of AZD1222 compared to saline placebo in the prevention of COVID-19 in all study participants, regardless of evidence of prior SARS-CoV-2 infection</p>	<p>The incidence of the first case of SARS-CoV-2 RT-PCR-positive symptomatic illness occurring ≥ 15 days post second dose of study intervention regardless of evidence of prior SARS-CoV-2 infection ^c</p>

Table 5 Objectives and Endpoints

Objective ^a	Estimand ^b Description/Endpoint
5 To estimate the efficacy of 2 IM doses of AZD1222 compared to saline placebo for the prevention of severe or critical symptomatic COVID-19	a) The incidence of SARS-CoV-2 RT-PCR-positive severe or critical symptomatic illness occurring ≥ 15 days post second dose of study intervention ^c
	b) The incidence of SARS-CoV-2 RT-PCR-positive severe or critical symptomatic illness occurring post first dose of study intervention
6 To estimate the efficacy of 2 IM doses of AZD1222 compared to saline placebo for the prevention of COVID-19-related Emergency Department visits	The incidence of COVID-19-related Emergency Department visits occurring ≥ 15 days post second dose of study intervention ^c
7 To assess antibody responses to AZD1222 S antigen following 2 IM doses of AZD1222 or saline placebo (Part 1 and Part 2 Substudies and Illness Visits only)	a) Post-treatment GMTs and GMFRs from day of dosing baseline value to 28 days post each dose in SARS-CoV-2 S, RBD antibodies (MSD serology assay)
	b) The proportion of participants who have a post-treatment seroresponse (≥ 4 -fold rise in titers from day of dosing baseline value to 28 days post each dose) to the S, RBD antigens of AZD1222 (MSD serology assay)
8 To determine anti-SARS-CoV-2 neutralizing antibody levels in serum following 2 IM doses of AZD1222 or saline placebo (Part 1 and Part 2 Substudies and Illness Visits only)	a) Post-treatment GMTs and GMFRs from day of dosing baseline value to 28 days post each dose in SARS-CoV-2 neutralizing antibodies (wild-type assay or pseudo-neutralization assay)
	b) Proportion of participants who have a post-treatment seroresponse (≥ 4 -fold rise in titers from day of dosing baseline value to 28 days post each dose) to AZD1222 as measured by SARS-CoV-2 neutralizing antibodies (wild-type assay or pseudo-neutralization assay)
EXPLORATORY	
1 To estimate the efficacy of 2 IM doses of AZD1222 compared to saline placebo for the all-cause mortality	The incidence of all-cause mortality from Day 1 through Day 730
2 To estimate the efficacy of 2 IM doses of AZD1222 compared to saline placebo for COVID-19-related deaths	The incidence of COVID-19-related deaths occurring from Day 1 through Day 730
3 To estimate the efficacy of 2 IM doses of AZD1222 compared to saline placebo for the prevention of COVID-19-related hospitalizations	a) The incidence of COVID-19-related hospitalizations occurring ≥ 15 days post second dose of study intervention
	b) The incidence of COVID-19-related hospitalizations occurring post first dose of study intervention
4 To estimate the efficacy of 2 IM doses of AZD1222 compared to saline placebo for the prevention of COVID-19-related ICU admissions	a) The incidence of COVID-19-related ICU admissions occurring ≥ 15 days post second dose of study intervention
	b) The incidence of COVID-19-related ICU admissions occurring post first dose of study intervention
5 To estimate the efficacy of AZD1222 compared to saline placebo for the prevention of COVID-19 following the first dose	The incidence of SARS-CoV-2 RT-PCR-positive symptomatic illness occurring post first dose of study intervention ^d

Table 5 Objectives and Endpoints

Objective ^a	Estimand ^b Description/Endpoint
6 To quantify SARS-Cov-2 viral loads in infected participants treated with 2 IM doses of AZD1222 or saline placebo (Part 1 and Part 2 Illness Visits only)	Viral genome copies in NP swabs collected at Illness Visits as determined by qRT-PCR
7 To characterize sequence variations in SARS-CoV-2 through genotypic analyses in participants treated with 2 IM doses of AZD1222 or saline placebo (Part 1 and Part 2 Illness Visits only)	Genotypic analysis of SARS-CoV-2 from NP swabs collected on Day 1 illness visit
8 To quantify duration of viral shedding in symptomatic SARS-CoV-2 infected participants treated with 2 IM doses of AZD1222 or saline placebo (Part 1 and Part 2 Illness Visits only)	Duration of SARS-CoV-2 shedding in saliva over time
9 To assess the biometric profiles associated with COVID-19 using a biosensor in participants treated with 2 IM doses of AZD1222 or saline placebo (Part 1 and Part 2 Illness Visits only)	Biophysical parameters, including but not limited to serial measurements of skin temperature, heart rate, respiratory rate, blood oxygen saturation, and physical activity, recorded using a biosensor from illness visits Day 1 through Day 28
10 To assess symptoms associated with COVID-19 using an e-Diary in participants treated with 2 IM doses of AZD1222 or saline placebo (Part 1 and Part 2 Illness Visits only)	Symptoms recorded by participants in an Illness e-Diary from illness visits Day 2 through Day 28
11 To assess SARS-CoV-2 specific antibodies in an ACE2 competition assay following 2 IM doses of AZD1222 or saline placebo (Part 1 and Part 2 Substudies only)	a) Post-treatment GMTs and GMFRs from Day 1 baseline value to 28 days post each dose in ACE2 competing antibodies from serum samples
	b) Proportion of participants who have a post-treatment seroresponse (\geq 4-fold rise in titers from day of dosing baseline value to 28 days post each dose) in ACE2 competing antibodies
12 To assess B- and T-cell responses following 2 IM doses of AZD1222 or saline placebo (Part 1 and Part 2 Substudies only)	a) Quantification of (IFN- γ) ELISpot responses to SARS-CoV-2 S protein from day of dosing baseline to 14 days post each dose
	b) Intracellular cytokine staining and flow cytometry for B- and T-cell responses from day of dosing baseline to 14 days post each dose
13 To assess SARS-CoV-2 antibodies in nasal secretions following 2 IM doses of AZD1222 or saline placebo (Part 1 and Part 2 Substudies only)	a) Post-treatment GMTs and GMFRs from Day 1 baseline value to 28 days post each dose in SARS-CoV-2 S, RBD, and Nucleocapsid antibodies (MSD serology assay)
	b) Proportion of participants who have a post-treatment seroresponse (\geq 4-fold rise in titers from Day 1 baseline value to 28 days post each dose) to SARS-CoV-2 S, RBD, and Nucleocapsid antigens (MSD serology assay)

Table 5 Objectives and Endpoints

Objective ^a	Estimand ^b Description/Endpoint
14 To assess anti-vector responses to the ChAdOx-1 adenovirus vector following 2 IM doses of AZD1222 or saline placebo (Part 1 and Part 2 Substudies only)	Proportion of participants who have a post-treatment seroresponse (\geq 4-fold rise in titers from Day 1 baseline value to 28 days post each dose) to AZD1222 as measured by ChAdOx1 neutralizing antibodies
15 To assess additional immune responses following 2 IM doses of AZD1222 or saline placebo	Other exploratory assays for humoral and cellular immune responses may be performed based upon emerging safety, efficacy, and immunogenicity data

^a Part 1 Substudy: The substudy will be conducted only in the USA. The first participants randomized in each age group in the USA, including 1 500 participants 18 to 55 years of age, 750 participants 56 to 69 years of age, and 750 participants \geq 70 years of age (see Section 1.3). The Part 2 Substudy will be conducted in 375 participants 12 to 17 years of age and 375 participants 18 to 55 years of age at select sites in the USA (see Appendix G 4.1).

Illness Visits: Participants who present with qualifying symptoms will be tested for SARS-CoV-2 and if positive, will complete illness visits.

^b Estimand is the target of estimation to address the scientific question of interest posed by the primary objective. Attributes of an estimand include the population of interest, the variable (or endpoint) of interest, the specification of how intercurrent events are reflected in the scientific question of interest, and the population-level summary for the variable.

^c Key secondary endpoint.

^d This is an exploratory endpoint for Part 1, but a secondary endpoint for Part 2 (see Table G5).

ACE2 = angiotensin-converting enzyme 2; AE = adverse event; AESI = adverse event of special interest; CDC = Centers for Disease Control and Prevention; COVID-19 = coronavirus disease 2019; ELISpot = enzyme-linked immunospot; GMFR = geometric mean fold rise; GMT = geometric mean titer; ICU = intensive care unit; IFN- γ = interferon-gamma; IM = intramuscular; MAAE = medically attended adverse event; MSD = Meso Scale Discovery; NP = nasopharyngeal; RT-PCR = reverse transcriptase polymerase chain reaction; qRT-PCR = quantitative reverse transcriptase polymerase chain reaction, RBD = receptor binding domain; S = Spike; SAE = serious adverse event; SARS-CoV-2 = severe acute respiratory syndrome-coronavirus-2; USA = United States of America; VE = vaccine efficacy.

Refer to Appendix G 3 for additional objectives and endpoints specific to Part 2.

4 STUDY DESIGN

4.1 Overall Design

D8110C00001 is a Phase III randomized, double-blind, placebo-controlled, multicenter, 2-part study assessing the safety, efficacy, and immunogenicity of AZD1222 compared to saline placebo for the prevention of COVID-19.

Part 1

In Part 1, participants will be adults \geq 18 years of age who are healthy or have medically-stable chronic diseases, and are at increased risk for SARS-CoV-2 acquisition and COVID-19. Approximately 30 000 participants will be randomized in a 2:1 ratio to receive 2 IM doses of either 5×10^{10} vp (nominal, $\pm 1.5 \times 10^{10}$ vp) AZD1222 (n = approximately 20 000) or saline placebo (n = approximately 10 000) 4 weeks apart, on Days 1 and 29. Randomization will be

stratified by age (≥ 18 and < 65 years, and ≥ 65 years), with at least 25% of participants to be enrolled in the older age stratum. Participants who received their first dose of study intervention between 28 August 2020 and 06 September 2020 will receive their second dose of study intervention outside of the study window.

The first participants randomized in each age group in the USA, including 1 500 participants 18 to 55 years of age, 750 participants 56 to 69 years of age, and 750 participants ≥ 70 years of age, will also participate in a Part 1 Substudy assessing the reactogenicity and immunogenicity of AZD1222. These 3 000 participants in the Part 1 Substudy will have additional assessments for predefined solicited AEs for 7 days post each dose of study intervention and for humoral and cellular immune responses. Solicited AEs are defined in Section 8.3.7.

Table 2 and Table 3 provide the SoA for Part 1 and Part 1 Substudy, respectively.

To further investigate cell-mediated immunogenicity, in particular Th1/Th2 responses, after AZD1222 or saline placebo administration, a Part 1 Immunogenicity Cohort of approximately 300 participants will be added. Participants will follow the SoA in Table 3 except they will not record reactogenicity.

All participants in Part 1 will remain on study for 2 years following administration of first dose of study intervention (Day 730). If AZD1222 is proven to be safe and efficacious based on the primary endpoint analysis (see Section 9.4.2.1), following discussion at that time with the US FDA, other Regulators if appropriate, and the COVID-19 Vaccine DSMB, participants allocated to the saline placebo group will be offered AZD1222 when doses are available. Saline placebo participants treated with AZD1222 will continue to be followed in the study.

Part 2

Part 2 will include participants ≥ 12 years of age who are healthy or have medically-stable chronic diseases. Approximately 20 000 participants will be randomized in a 2:1 ratio to receive 2 IM doses of either 5×10^{10} vp (nominal, $\pm 1.5 \times 10^{10}$ vp) AZD1222 (n = approximately 13 333) or saline placebo (n = approximately 6 667) 8 to 12 weeks apart, on Days 1 and 70 (± 14 days). Randomization will be stratified by age (12 to 17 years of age and ≥ 18 years of age), with at least 3 000 participants to be enrolled in the 12 to 17 years of age stratum. A total of 375 participants 12 to 17 years of age and 375 participants 18 to 55 years of age at select sites in the USA will also participate in a Part 2 Substudy. Each treatment group will crossover for 2 IM doses of either 5×10^{10} vp AZD1222 or saline placebo 8 to 12 weeks apart, after a prespecified number of events is reached and each participant has completed a minimum safety follow-up period.

Participants in Part 2 will remain on study for 365 days following administration of the fourth dose. Refer to Appendix G for details of Part 2.

In Part 1 and Part 2, participants who present with at least one of the qualifying symptoms listed below through Day 360 will be assessed for COVID-19. With the exception of fever, shortness of breath, or difficulty breathing, the symptom must be present for 2 or more days. Participants with a COVID-19 qualifying symptom(s) will be tested for SARS-CoV-2, and if positive will complete illness visit assessments, as presented in [Table 4](#). See [Section 8.1](#) for details on COVID-19 assessments.

COVID-19 Qualifying Symptoms

Participant must present with at least one of the following symptoms	
Duration	Symptom
No minimum duration	Fever
	Shortness of breath
	Difficulty breathing
Must be present for ≥ 2 consecutive days	Chills
	Cough
	Fatigue
	Muscle aches
	Body aches
	Headache
	New loss of taste
	New loss of smell
	Sore throat
	Congestion
	Runny nose
	Nausea
	Vomiting
Diarrhea	

Adapted from ([CDC 2020](#)).

In Part 1 and Part 2, safety will be assessed for the duration of the study. Adverse events will be recorded for 28 days post each dose of study intervention (ie, until Day 29 post first dose and Day 57 post second dose in Part 1, and until Day 29 post first dose and Day 98 post second dose in Part 2), and SAEs, MAAEs, and AESIs will be recorded through Day 730 in Part 1 and through 365 days following administration of the fourth dose in Part 2. See [Sections 8.3](#), [8.3.8](#), and [8.3.9](#) for definitions of these events.

In Part 1 and Part 2, a PSRT will provide support for blinded safety surveillance during the study. Additionally, an independent COVID-19 Vaccine DSMB will provide oversight, to

ensure safe and ethical conduct of the study. The COVID-19 Vaccine DSMB will facilitate the interim analysis for efficacy and have the responsibility of evaluating cumulative safety and other clinical study data at regular intervals and for making appropriate recommendations based on the available data. An independent Neurological AESI Expert Committee will be available to review and provide advice to the PSRT and the COVID-19 Vaccine DSMB on request about the diagnosis and causality assessment of selected neurological AESIs occurring in the AZD1222 clinical development program. See [Appendix A 5](#) for additional detail.

4.2 Scientific Rationale for Study Design

4.2.1 Rationale for Study Design and Participant Population

In Part 1, the participant population is male and female adults ≥ 18 years of age who are not immunosuppressed, but are at increased risk of SARS-Cov-2 infection due to their locations or circumstances. Inclusion of older adults is based on data that are being gathered from the ongoing University of Oxford-sponsored studies. Study COV001 (NCT04324606) enrolled adults 18 to 55 years of age. Study COV002 (NCT04400838) enrolled adults 18 years of age and older.

Adults with medically-stable chronic diseases may participate if, according to the judgement of the investigator, hospitalization within the study period is not anticipated and the participant appears likely to be able to remain on study through the end of protocol-specified follow-up.

The study will exclude females who are pregnant or breast-feeding and individuals less than 18 years of age. Women who are pregnant or breast-feeding are excluded at this point as nonclinical developmental and reproductive toxicity studies to support vaccinating these individuals have yet to be performed. Additionally, it is planned that children and adolescents will be evaluated for their response to the vaccine once safety and efficacy have been established in adults.

Participants who have been previously diagnosed with laboratory-confirmed SARS-CoV-2 infection are excluded from study participation. Participants with previous asymptomatic or undiagnosed infection are not excluded. Participant's baseline serostatus will be determined but baseline serostatus will not be used as a basis for exclusion from the study. Participants who are seropositive at baseline are enrolled in order to gather safety data in this group as it is anticipated that, if proven to be efficacious, the vaccine will rapidly be distributed to millions of individuals and that these individuals will not be tested for serologic evidence of previous infection prior to vaccination. Participant's baseline serostatus will be determined so that subgroup analyses for both safety and efficacy can be performed by baseline serostatus.

The study population represents the initial target population for AZD1222. If AZD1222 demonstrates efficacy for the prevention of COVID-19, the safety and immunogenicity of the

vaccine in additional groups such as the immunosuppressed, pregnant women, and children and adolescents may be assessed in future studies.

Refer to [Appendix G 4.2](#) for the Part 2 study design and participant population rationale.

4.2.2 Rationale for Study Endpoints

For Part 1 and Part 2, the efficacy endpoints in this study are analogous to endpoints used for evaluating the efficacy of influenza vaccines. These definitions have 4 components: (1) a definition of clinical illness; (2) a method of respiratory specimen sampling for the detection of associated shedding of the relevant virus; (3) an assay method for laboratory confirmation; and (4) a defined surveillance period. Assessment of AZD1222 efficacy will begin ≥ 15 days after the second dose of study intervention as this time period is considered necessary for the vaccine to induce protective immune responses.

In the Part 1 Substudy and Part 2 Substudy (adolescents only), solicited AEs will be collected for 7 days post each dose of study intervention, a period that has proven adequate to describe reactogenicity events in previous vaccine studies. For all participants, AEs will be collected through 28 days post each dose of study intervention. SAEs, MAAEs, and AESIs and will be collected from Day 1 through end of the study. AESIs include terms identified by the Brighton Collaboration involving events associated with vaccination in general ([Serazin et al 2020](#), [SPEAC 2020](#), [Vogel et al 2020](#)).

4.3 Justification for Dose

The AZD1222 dose of 5×10^{10} vp was selected based on accumulated clinical experience with this vaccine in ongoing clinical studies sponsored by the University of Oxford (see [Section 2.2](#)). Safety and immunogenicity data from an additional clinical study, MERS001 (NCT03399578), using the same ChAdOx1 vector, also helped inform dose selection.

MERS001 was the first clinical study of a ChAdOx1-vectored vaccine expressing the full-length S protein from a separate, but related, betacoronavirus. ChAdOx1 MERS has been given to 31 participants to date at doses ranging from 5×10^9 vp to 5×10^{10} vp. Despite higher reactogenicity observed at the 5×10^{10} vp, this dose was safe, with self-limiting AEs and no serious adverse reactions recorded. The 5×10^{10} vp was the most immunogenic, in terms of inducing neutralizing antibodies against MERS-CoV using a live virus assay ([Folegatti et al 2020a](#)). Given the immunogenicity findings and safety profile observed with the ChAdOx1-vectored vaccine against MERS-CoV, the 5×10^{10} vp dose was chosen for AZD1222. See the AZD1222 IB.

Based on accumulating nonclinical and clinical data gathered for AZD1222 as well as for other SARS-CoV-2 vaccines in development, a 2-dose regimen was selected for the study in order to enhance the immune responses to the virus (AZD1222 IB).

In an NHP challenge study, 6 macaques received a second dose of AZD1222 4 weeks after the first dose. The second dose resulted in increases in both ELISA and neutralizing antibody titers, and fewer areas of the lung contained viral RNA in prime boost group compared to the prime group. In a porcine model, 3 pigs also received a second dose of AZD1222 4 weeks after the first dose. In the animals that received the booster dose, both antibodies to the SARS-CoV-2 RBD and neutralizing antibodies were boosted after the second dose.

In Study COV001, 10 participants received a second dose of AZD1222 4 weeks after the first dose. Antibody responses to both the first and second doses were evaluated using an ELISA assay, through the MSD platform and by both neutralization and pseudo-neutralization assays. Notable increases in antibody levels to the S protein were seen with the ELISA assay and increases to both the S protein and RBD were noted using the MSD platform. Similarly, increases in antibody levels following the second dose were also seen with neutralization and pseudo-neutralization assays. Though based on small numbers, the second dose of the vaccine appeared to result in a lower rate of systemic solicited AEs.

The 4-week interval for Part 1 was selected based on the interval used in the nonclinical studies and Study COV001.

Refer to [Appendix G 4.3](#) for additional information specific to Part 2.

4.4 End of Study Definition

In Part 1, a participant is considered to have completed the study if he/she has completed all phases of the study including the last scheduled procedure shown in the SoA (Section 1.3).

The end of the study is defined as the date of the last scheduled procedure shown in the SoA (Section 1.3) for the last participant in the study globally.

Refer to [Appendix G 4.4](#) for the End of Study Definition for Part 2.

5 STUDY POPULATION

Prospective approval of protocol deviations to recruitment and enrollment criteria, also known as protocol waivers or exemptions, is not permitted.

The inclusion and exclusion criteria for Part 1 are presented in Sections 5.1 and 5.2, respectively. Refer to [Appendix G 5.1](#) and [G 5.2](#) for the inclusion and exclusion criteria, respectively, for Part 2.

5.1 Inclusion Criteria

Participants are eligible to be included in Part 1 of the study only if all of the following criteria apply:

Age

- 1 Adult, ≥ 18 years of age at the time of consent

Type of Participant

- 2 Increased risk of SARS-CoV-2 infection
 - Defined as adults whose locations or circumstances put them at appreciable risk of exposure to SARS-CoV-2 and COVID-19, based on available risk assessment contemporaneous to enrollment (believed to be at risk/exposure)
- 3 Medically stable such that, according to the judgment of the investigator, hospitalization within the study period is not anticipated and the participant appears likely to be able to remain on study through the end of protocol-specified follow-up
 - A stable medical condition is defined as disease not requiring significant change in therapy or hospitalization for worsening disease during the 3 months prior to enrollment
- 4 Able to understand and comply with study requirements/procedures (if applicable, with assistance by caregiver, surrogate, or legally authorized representative) based on the assessment of the investigator

Reproduction

- 5 Contraceptive use by women should be consistent with local regulations regarding the methods of contraception for those participating in clinical studies
- 6 Female participants
 - (a) Women of childbearing potential must:
 - Have a negative pregnancy test on the day of screening and on Day 1

- Use one highly effective form of birth control for at least 28 days prior to Day 1 and agree to continue using one highly effective form of birth control through 60 days following administration of the second dose of study intervention. A highly effective method of contraception is defined as one that can achieve a failure rate of less than 1% per year when used consistently and correctly (see Table 6). Periodic abstinence, the rhythm method, and withdrawal are NOT acceptable methods of contraception.
- (b) Women are considered of childbearing potential unless they meet either of the following criteria:
- Surgically sterilized (including bilateral tubal ligation, bilateral oophorectomy, or hysterectomy), or
 - Post-menopausal
 - For women aged < 50 years, post-menopausal is defined as having both:
 - A history of ≥ 12 months amenorrhea prior to randomization, without an alternative cause, following cessation of exogenous sex-hormonal treatment, and
 - A follicle-stimulating hormone level in the post-menopausal range
Until follicle-stimulating hormone is documented to be within menopausal range, the participant is to be considered of childbearing potential
 - For women aged ≥ 50 years, post-menopausal is defined as having a history of ≥ 12 months amenorrhea prior to randomization, without an alternative cause, following cessation of exogenous sex-hormonal treatment

Table 6 Highly Effective Methods of Contraception

Barrier Methods	Hormonal Methods
<ul style="list-style-type: none"> • Intrauterine device • Intrauterine hormone-releasing system (IUS)^a • Bilateral tubal occlusion • Vasectomized partner^b • Sexual abstinence^c 	<ul style="list-style-type: none"> • Combined (estrogen- and progestogen-containing hormonal contraception) Oral (combined pill) Intravaginal Transdermal (patch) • Progestogen-only hormonal contraception Oral Injectable Implantable

^a This is also considered a hormonal method

^b Provided that partner is the sole sexual partner of the woman of childbearing potential study participant and that the vasectomized partner has received medical assessment of the surgical success

^c Sexual abstinence is considered a highly effective method only if defined as refraining from heterosexual intercourse from 28 days prior to Day 1 through 60 days following administration of the second dose of study intervention, and if it is the preferred and usual lifestyle of the participant

Informed Consent

- 7 Capable of giving signed informed consent as described in [Appendix A](#), which includes compliance with the requirements and restrictions listed in the ICF and in this protocol

5.2 Exclusion Criteria

Participants are excluded from Part 1 of the study if any of the following criteria apply:

Medical Conditions

- 1 History of allergy to any component of the vaccine
- 2 History of Guillain-Barré syndrome or any other demyelinating condition
- 3 Significant infection or other acute illness, including fever > 100 °F (> 37.8 °C) on the day prior to or day of randomization
- 4 History of laboratory-confirmed SARS-CoV-2 infection
- 5 Any confirmed or suspected immunosuppressive or immunodeficient state, including asplenia
- 6 Recurrent severe infections and use of immunosuppressant medication within the past 6 months (≥ 20 mg per day of prednisone or its equivalent, given daily or on alternate days for ≥ 15 days within 30 days prior to administration of study intervention)
The following exceptions are permitted:
 - Topical/inhaled steroids or short-term oral steroids (course lasting ≤ 14 days)
 - Human immunodeficiency virus-positive stable participants on stable antiretroviral therapy, eg, ([NIH 2020](#), [Waldrop et al 2016](#))
- 7 History of primary malignancy except for:
 - (a) Malignancy with low potential risk for recurrence after curative treatment (for example, history of childhood leukaemia) or metastasis (for example, indolent prostate cancer) in the opinion of the site investigator.
 - (b) Adequately treated non-melanoma skin cancer or lentigo maligna without evidence of disease
 - (c) Adequately treated uterine cervical carcinoma in situ without evidence of disease
 - (d) Localized prostate cancer
- 8 Clinically significant bleeding disorder (eg, factor deficiency, coagulopathy, or platelet disorder), or prior history of significant bleeding or bruising following IM injections or venepuncture
- 9 Severe and/or uncontrolled cardiovascular disease, respiratory disease, gastrointestinal disease, liver disease, renal disease, endocrine disorder, and neurological illness, as judged by the Investigator (mild/moderate well-controlled comorbidities are allowed)

- 10 Any other significant disease, disorder, or finding that may significantly increase the risk to the participant because of participation in the study, affect the ability of the participant to participate in the study, or impair interpretation of the study data

Note: The AESIs as outlined in [Appendix E](#) (including [Table 14](#)) should be considered when evaluating a participant for Exclusion Criterion 10, as the presence of these AESIs, especially if untreated or uncontrolled, may be a safety risk to the participant, affect the ability of the participant to participate in the study, or impair interpretation of the study data. Investigators should review and consider the list of conditions in [Appendix F](#). If any of these conditions are present in a participant, the Investigator is asked to utilize his/her clinical judgment in determining the participant's eligibility for the study. Should the participant have conditions as outlined in [Appendix E](#) and the participant is enrolled, the Investigator is asked to document notes on site regarding the final rationale for enrollment.

Prior/Concomitant Therapy

- 11 Receipt of, or planned receipt of investigational products indicated for the treatment or prevention of SARS-CoV-2 or COVID-19

Note: For participants who become hospitalized with COVID-19, receipt of licensed treatment options and/or participation in investigational treatment studies is permitted

- 12 Receipt of any vaccine (licensed or investigational) other than licensed influenza vaccines within 30 days prior to and after administration of study intervention
- 13 Receipt of immunoglobulins and/or any blood products within 3 months prior to administration of study intervention or expected receipt during the period of study follow-up

Other Exclusions

- 14 Involvement in the planning and/or conduct of this study (applies to both Sponsor staff and/or staff at the study site)
- 15 For women only - currently pregnant (confirmed with positive pregnancy test) or breast-feeding
- 16 Has donated ≥ 450 mL of blood products within 30 days prior to randomization or expects to donate blood within 90 days of administration of second dose of study intervention

5.3 Lifestyle Considerations

- 1 Participants must follow the contraception requirements outlined in Section 5.1
- 2 Restrictions relating to concomitant medications are described in Section 6.5
- 3 Agree to wear digital health device if diagnosed with COVID-19 as described in Section 8.1.2.2

5.4 Screen Failures

Screen failures are defined as participants who consent to participate in the clinical study but are not subsequently randomly assigned to study intervention. A minimal set of screen failure information is required to ensure transparent reporting of screen failure participants to meet the Consolidated Standards of Reporting Trials publishing requirements and to respond to queries from regulatory authorities. Minimal information includes demography, screen failure details, eligibility criteria, and any SAEs.

Individuals who do not meet the criteria for participation in this study (screen failure) may be rescreened. Only a single rescreening is allowed in the study. Rescreened participants are required to sign a new ICF (Appendix A 3), and will be assigned a new participant number.

6 STUDY INTERVENTION

In general, study intervention is defined as any investigational intervention(s), marketed product(s), or placebo intended to be administered to or medical device(s) utilized by a study participant according to the study protocol. For this study, study intervention is defined as AZD1222 or saline placebo (Table 7). The third party medical device used for assessment of COVID-19 symptoms (ie, digital health device [Section 8.1.2.2]) is not considered a study intervention.

6.1 Study Interventions Administered

6.1.1 Investigational Products

Table 7 Investigational Products

Intervention Name	AZD1222	Placebo
Type	Vaccine	Placebo
Dose Formulation	10 mM histidine, 7.5% (w/v) sucrose, 35 mM sodium chloride, 1 mM magnesium chloride, 0.1% (w/v) polysorbate 80, 0.1 mM edetate disodium, 0.5% (w/v) ethanol, at pH 6.6.	0.9% (w/v) saline
Unit Dose Strength(s)	$\geq 0.7 \times 10^{11}$ vp/mL	
Dosage Level(s)	5×10^{10} vp (nominal, $\pm 1.5 \times 10^{10}$ vp)	

Route of Administration	Intramuscular	Intramuscular
Use	Experimental	Placebo
IMP and NIMP	IMP	IMP
Sourcing	Provided centrally by the Sponsor	Sourced locally
Packaging and Labeling	Will be provided in vials within a carton. Each carton and vial will be labelled as required per country requirement	Not applicable
Current/Former Name or Alias	ChAdOx1 nCoV-19	Not applicable

IMP = investigational medicinal product; NIMP = non-investigational medical product; vp = viral particles; w/v = weight/volume.

AZD1222

AZD1222 will be supplied by the Sponsor as a vial solution for injection. It is a sterile, clear to slightly opaque solution, practically free from visible particles, with a label-claim volume of 5 mL.

Unopened vials of AZD1222 vials must be stored at 2-8 °C (36-46 °F) for the duration of assigned shelf-life and must not be frozen. AZD1222 must be kept in original packaging until use to prevent prolonged light exposure.

Placebo

Commercially available 0.9% (w/v) saline for injection will be sourced locally for placebo.

6.1.2 Dosing Instructions

Participants will receive 2 doses of either AZD1222 or saline placebo. In Part 1, the first dose will be administered on Day 1 and the second dose on Day 29 (see [Table 2](#) and [Table 3](#)). In Part 2, the first dose will be administered on Day 1 and the second dose on Day 70 (see [Table G2](#) and [Table G3](#)). In Part 2, treatment groups will cross-over after a prespecified number of events has accrued and a minimum safety follow-up has been achieved for each participant.

It is recommended that the study interventions be administered as an IM injection into the deltoid of the non-dominant arm. Other injection sites may be used if necessary.

All study participants will be observed in the clinic for at least 15 minutes after vaccination.

Allergic reactions to vaccines are possible. Therefore, appropriate drugs and medical equipment to treat acute anaphylactic reactions must be immediately available, and study personnel must be trained to recognize and treat anaphylaxis.

6.2 Preparation/Handling/Storage/Accountability

- 1 The investigator or designee must confirm appropriate temperature conditions have been maintained during transit for all study intervention received and any discrepancies are reported and resolved before use of the study intervention.
- 2 Only participants enrolled in the study may receive study intervention and only authorized site staff may supply or administer study intervention. All study intervention must be stored in a secure, environmentally controlled, and monitored (manual or automated) area in accordance with the labelled storage conditions with access limited to the investigator and authorized site staff.
- 3 The investigator, institution, or the head of the medical institution (where applicable) is responsible for study intervention accountability, reconciliation, and record maintenance (ie, receipt, reconciliation, and final disposition records).
- 4 Further guidance and information for the final disposition of unused study interventions are provided in the Pharmacy Manual or specified handling instructions.

6.2.1 Dose Preparation and Administration

6.2.1.1 AZD1222

Doses of AZD1222 must be prepared by the unblinded pharmacist (or designee in accordance with local and institutional regulations) using aseptic technique. Each dose is prepared by withdrawing 0.5 mL from a vial of AZD1222 in a sterile syringe.

AZD1222 does not contain preservatives. Each vial must be assigned a beyond-use-date of 6 hours from first needle puncture of the AZD1222 vial, after which any unused portion must be discarded.

Once an AZD1222 dose is drawn into a syringe for administration, the dose must be administered within the beyond-use-date of the vial. If AZD1222 dose administration is not completed within the 6-hour vial beyond-use-date, a new dose must be prepared from a new vial.

Each vial of AZD1222 has a label-claim volume of 5 mL and can provide up to ten 0.5 mL doses.

6.2.1.2 Placebo

Doses of saline placebo must be prepared by the unblinded pharmacist (or designee in accordance with local and institutional regulations) using aseptic technique. Each saline placebo dose is prepared by withdrawing 0.5 mL from a 0.9% (w/v) saline vial or IV bag in a sterile syringe. If 0.9% (w/v) saline is extracted from IV bags, the manufacturers' recommendation for maximum number of needle punctures of the IV bag port must not be exceeded.

Saline (0.9% [w/v]) does not contain preservatives. Each vial or IV bag must be assigned a beyond-use-date of 6 hours from first needle puncture, after which any unused portion must be discarded.

Once a saline placebo dose is drawn into a syringe for administration, the dose must be administered within the beyond-use-date of the vial/IV bag. If saline placebo dose administration is not completed within the 6-hour vial/IV bag beyond-use-date, a new dose must be prepared from a new vial or IV bag.

6.3 Measures to Minimize Bias: Randomization and Blinding

6.3.1 Randomization

All participants will be centrally assigned to randomized study intervention using an IRT. Before the study is initiated, user guides, the log in information, and directions for the IRT will be provided to each study site. In Part 1, randomization will be stratified by age (≥ 18 to < 65 years, and ≥ 65 years), with at least 25% of participants to be enrolled in the older age stratum. Refer to [Appendix G 6.3](#) for additional information specific to Part 2.

Where a participant does not meet all the eligibility criteria but incorrectly received study intervention, the investigator should inform the Study Physician immediately, and a discussion should occur between the Study Physician and the investigator regarding whether to continue or discontinue the participant.

6.3.2 Blinding

Neither the participant nor any of the investigators or Sponsor staff who are involved in the treatment or clinical evaluation and monitoring of the participants will be aware of the study intervention received. Since AZD1222 and saline placebo are visually distinct prior to dose preparation (due to differences in container closure), IMP will be handled by an unblinded pharmacist (or designee in accordance with local and institutional regulations) at the study site. Once drawn into syringes for administration, AZD1222 and saline placebo are not visually distinct from each other.

The IRT will provide the investigator(s) or pharmacists a dose tracking number to be allocated to the participant at the dispensing visit. Routines for this will be described in the IRT user manual that will be provided to each study site.

The randomization code should not be broken except in medical emergencies when the appropriate management of the participant requires knowledge of the treatment randomization. The investigator documents and reports the action to the Sponsor, without revealing the treatment given to participant to the Sponsor staff.

The Sponsor retains the right to break the code for SAEs that are unexpected and are suspected to be causally related to an investigational medicinal product and that potentially require expedited reporting to regulatory authorities. Randomization codes will not be broken for the planned analyses of data until all decisions on the evaluability of the data from each individual participant have been made and documented.

6.3.3 Procedures for Unblinding

The IRT will be programmed with blind-breaking instructions. In case of an emergency, in which the knowledge of the specific blinded study intervention will affect the immediate management of the participant's condition (eg, antidote available), the investigator has the sole responsibility for determining if unblinding of a participants' intervention assignment is warranted. Participant safety must always be the first consideration in making such a determination. If a participant's intervention assignment is unblinded, the Sponsor must be notified within 24 hours after breaking the blind.

In the event that a study participant is contacted about receiving a licensed and/or authorized COVID-19 vaccine, unblinding instructions are being provided to the sites. If the participant is unblinded, the Sponsor needs to be notified within 24 hours and this should be documented in the site source documents. In addition, a participant information sheet has been developed for guidance on decision discussions between the participant and Investigator.

6.4 Study Intervention Compliance

When participants are dosed at the study site, they will receive study intervention directly from the investigator or designee, under medical supervision. The date, and time if applicable, of dose administered will be recorded in the source documents and recorded in the eCRF. The dose of study intervention and study participant identification will be confirmed at the time of dosing by a member of the study site staff other than the person administering the study intervention.

6.5 Concomitant Therapy

Any medication or vaccine (including over-the-counter or prescription medicines) that the participant is receiving at the time of enrollment or receives during the period specified in the SoA (Section 1.3), must be recorded in the eCRF along with the information listed below. Vitamins and/or herbal supplements are not to be recorded.

- Reason for use
- Dates of administration including start and end dates
- Dosage information including dose and frequency

The Study Physician should be contacted if there are any questions regarding concomitant or prior therapy.

6.5.1 Permitted Concomitant Medications

Participants may take concomitant medications prescribed by their primary care provider for management of chronic medical conditions and/or for health maintenance. Primary care providers, or where appropriate investigators, should prescribe appropriate concomitant medications or treatments deemed necessary to provide full supportive care and comfort during the study. Participants who develop COVID-19 after receiving study intervention should be treated with licensed medications and interventions according to standard of care. All routine vaccinations other than influenza are permitted beginning > 30 days after last dose of study intervention. Licensed influenza vaccines are permitted at any time.

6.5.2 Prohibited Concomitant Medications

The following medications are prohibited and the Sponsor must be notified if a participant receives any of these prohibited medications. The use of the following concomitant medications and/or vaccines, however, will not definitively require withdrawal of the participant from the study, but may determine a participant's eligibility to receive a second dose or evaluability in the per-protocol analysis set.

If a participant receives a prohibited concomitant medication, the investigator in consultation with the Sponsor will evaluate any potential impact on receipt of study intervention based on time the medication was administered, the medication's pharmacology and pharmacokinetics, and whether the medication will compromise the participant's safety or interpretation of the data (see Section 7.1).

- Investigational products indicated for the treatment of SARS-CoV-2 or COVID-19
Note: For participants who become hospitalized with COVID-19, receipt of licensed treatment options and/or participation in investigational treatment studies is permitted.
- Experimental vaccinations, other than AZD1222, for prevention of SARS-CoV-2 or COVID-19.
Note: Participants choosing to receive a licensed and/or authorized COVID-19 vaccine should inform the Investigator so it can be properly documented. Participants, who receive a licensed and/or authorized COVID-19 vaccine outside the study, should be encouraged to continue study conduct to be followed for safety reporting and all assessments.
- Receipt of any vaccine (licensed or investigational) other than licensed influenza vaccines within 30 days prior to and after administration of study intervention (eg, Dose 1 and Dose 2). Thirty (30) days after the second vaccination, other routine vaccinations are permitted as clinically indicated.
- Glucocorticoids at a dose ≥ 20 mg/day of prednisone or equivalent given daily or on alternate days for ≥ 14 consecutive days between randomization and the participant's

scheduled final visit

- Other systemically administered drugs with significant immunosuppressive activity, such as azathioprine, tacrolimus, cyclosporine, methotrexate, or cytotoxic chemotherapy between randomization and the participant's scheduled final visit
- Immunoglobulins and/or any blood product

6.6 Dose Modification

Study intervention will be administered as described in Section 6.1.2. Dose modification is not permitted.

6.7 Intervention After the End of the Study

There is no intervention after the end of the study (see definition in Section 4.4).

7 DISCONTINUATION OF STUDY INTERVENTION AND PARTICIPANT DISCONTINUATION/WITHDRAWAL

7.1 Discontinuation of Study Intervention

In Part 1, each participant will receive 2 doses of study intervention (see Section 6). In Part 2, each participant will receive 2 doses of study intervention. Then, each treatment group will crossover for 2 IM doses of either 5×10^{10} vp AZD1222 or saline placebo 8 to 12 weeks apart, after a prespecified number of events is reached and each participant has completed a minimum safety follow-up period (Appendix G 4.1). An individual participant will not receive the first, second, third, or fourth dose of study intervention as appropriate if any of the following occur in the participant in question:

- 1 Withdrawal of consent after signing informed consent
- 2 Participant meets one or more of the exclusion criteria or fails to meet all inclusion criteria for study participation
- 3 Laboratory-confirmed SARS-CoV-2 infection
- 4 Participant is pregnant or nursing
- 5 Any allergic reaction including anaphylaxis that is assessed as related to study intervention
- 6 Any SAE assessed as related to study intervention
- 7 Any AE that, in the judgment of the site investigator, is related to study intervention and may jeopardize the safety of the study participant
- 8 Receipt of a prohibited concomitant medication that may jeopardize the safety of the study participant or interpretation of the data

Each participant who has received at least one dose of study intervention will be followed for the full study period unless consent is withdrawn specifically from further study participation, or the participant is lost to follow-up. Participants who have not received study intervention, regardless of reason, will not be followed.

7.1.1 Study Suspension or Termination

The Sponsor reserves the right to temporarily suspend or permanently terminate this study or a component of the study at any time. The reasons for temporarily suspending the study may include, but are not limited, to the following:

- Any death, SAE, or other safety finding assessed as related to study intervention that in the opinion of the Sponsor may preclude further administration of study intervention

No additional participants will be randomized or treated with study intervention until review by the COVID-19 Vaccine DSMB is complete (see [Appendix A 5](#) for COVID-19 Vaccine DSMB information).

7.2 Participant Withdrawal from the Study

- A participant may withdraw from the study at any time at his/her own request, or may be withdrawn at any time at the discretion of the investigator for safety, behavioral, compliance, or administrative reasons. This is expected to be uncommon.
- A participant who considers withdrawing from the study must be informed by the investigator about modified follow-up options (eg, telephone contact, a contact with a relative or treating physician, or information from medical records).
- If the participant withdraws consent for disclosure of future information, the Sponsor may retain and continue to use any data collected before such a withdrawal of consent.
- If a participant withdraws from the study, it should be confirmed if he/she still agrees for existing samples to be used in line with the original consent. If he/she requests withdrawal of consent for use of samples, destruction of any samples taken should be carried out in line with what was stated in the informed consent and local regulation. The investigator must document the decision on use of existing samples in the site study records and inform the Sponsor Study Team.

7.3 Lost to Follow-up

A participant will be considered lost to follow-up if he or she repeatedly fails to return for scheduled visits and is unable to be contacted by the study site.

The following actions must be taken if a participant fails to return to the clinic for a required study visit:

- The study site must attempt to contact the participant and reschedule the missed visit as soon as possible and counsel the participant on the importance of maintaining the

assigned visit schedule and ascertain whether or not the participant wishes to and/or should continue in the study.

- Before a participant is deemed lost to follow-up, the investigator or designee must make every effort to regain contact with the participant (where possible, 3 telephone calls and, if necessary, a certified letter to the participant's last known mailing address or local equivalent methods). These contact attempts should be documented in the participant's medical record.
- Should the participant continue to be unreachable, he/she will be considered to have withdrawn from the study.

Discontinuation of specific sites or of the study as a whole are handled as part of [Appendix A](#).

8 STUDY ASSESSMENTS AND PROCEDURES

- Study procedures and their timing are summarized in the SoA (Part 1, Section 1.3 and Part 2, [Appendix G 1.3](#)). Protocol waivers or exemptions are not allowed.
- Immediate safety concerns should be discussed with the Sponsor immediately upon occurrence or awareness to determine if the participant should continue or discontinue study intervention.
- Adherence to the study design requirements, including those specified in the SoA (Part 1, Section 1.3 and Part 2, [Appendix G 1.3](#)) is essential and required for study conduct.
- All screening evaluations must be completed and reviewed to confirm that potential participants meet all eligibility criteria. The investigator will maintain a screening log to record details of all participants screened and to confirm eligibility or record reasons for screening failure, as applicable.
- Procedures conducted as part of the participant's routine clinical management (eg, blood count) and obtained before signing of the ICF may be utilized for screening or baseline purposes provided the procedures met the protocol-specified criteria and were performed within the time frame defined in the SoA.

8.1 Efficacy Assessments

Refer to [Appendix G 8.1](#) for additional information specific to Part 2.

8.1.1 Monitoring COVID-19 Symptoms

Study sites will contact participants weekly (telephone/email/text) through Day 360 with reminders to monitor for COVID-19 symptoms. Participants who present with at least one of the COVID-19 qualifying symptoms listed below must contact the study team. With the exception of fever, shortness of breath, or difficulty breathing, the symptom must be present for 2 or more days. During the 7 days following administration of each dose of study intervention, investigator judgement should be used to determine which participants should initiate illness visits as symptoms may be due to the reactogenicity of the study intervention as opposed to potentially due to infection with SARS-CoV-2.

If a participant presents with a COVID-19 qualifying symptom(s) on Days 1-3, the nasal swab collected on Day 1 will be tested locally for SARS-CoV-2 (see Section 8.6.1.1). If positive, the participant will be instructed to initiate illness visits. If negative, the participant will continue with scheduled assessments per their assigned study (ie, Part 1 [Table 2] or Part 1 Substudy [Table 3]).

Participants who present with a COVID-19 qualifying symptom(s) after Day 3 will be instructed to initiate illness visits and be tested for SARS-CoV-2.

COVID-19 Qualifying Symptoms

Participant must present with at least one of the following symptoms	
Duration	Symptom
No minimum duration	Fever
	Shortness of breath
	Difficulty breathing
Must be present for ≥ 2 consecutive days	Chills
	Cough
	Fatigue
	Muscle aches
	Body aches
	Headache
	New loss of taste
	New loss of smell
	Sore throat
	Congestion
	Runny nose
	Nausea
	Vomiting
Diarrhea	

Adapted from (CDC 2020).

8.1.2 Illness Visits

Symptomatic participants (as defined in Section 8.1.1) will be instructed to visit the study site for initiation of illness assessments (Table 4); where supported, home or mobile visits may be substituted for the site visits. Symptomatic participants will complete the Day 1 illness visit and will be instructed to continue with the home collection requirements (eg, digital health device and Illness e-Diary recordings, and saliva samples). SARS-CoV-2 RT-PCR results will be available during the home collection period and participants will be informed of their

status. The results of the COVID-19 RT-PCR testing should also be reported to the participants' primary care providers. Only participants who test positive will be instructed to continue with the illness visits, including home collection of saliva samples and digital health device and Illness e-Diary recordings. Participants who test negative for SARS-CoV-2 will be instructed to stop all illness visit assessments and return the digital health device. Should symptoms persist despite a negative test result, Investigators should provide appropriate clinical follow-up of participants, as clinically indicated. Once Illness visits are discontinued, participants will continue with follow-up visits per their assigned study (ie, Part 1 [Table 2] or Part 1 Substudy [Table 3]).

8.1.2.1 SARS-CoV-2 Testing and Other Virology Assessments

In Part 1 and Part 2, at the Day 1 illness visit, mid-turbinate nasal swabs and nasopharyngeal swabs will be collected and tested for SARS-COV-2 by authorized RT-PCR assays (see Section 8.6.1.1).

Saliva will be collected during site illness visits and by self-collection at home throughout the illness visits to quantify duration of viral shedding (see Section 8.6.1.2). Other virology assessments are described in Section 8.6.

8.1.2.2 Digital Health Device

Note: The digital health device is only used in Part 1 of the study. It will not be used in Part 2.

At the Day 1 illness visit, participants will receive a wearable, digital health device (eg, Current Health Monitoring System) and be trained on use of the biosensor. The digital health device will continuously track biophysical parameters, including but not limited to, serial measurements of skin temperature, heart rate, respiratory rate, blood oxygen saturation, and physical activity.

Data will be obtained from the biosensor and transmitted via a wireless hub from the participant to the vendor platform. The vendor platform will be monitored remotely 24 hours a day by a team which includes registered nurses. The monitoring team will receive technical alerts if there are data or device issues, and physiologic alerts if participants' vital signs meet prespecified criteria. The physiologic alerts are intended to provide an early indication of worsening health status that would allow the monitoring team and investigator to provide appropriate follow-up. All alerts will be triaged and followed up by the monitoring team according to agreed-upon monitoring protocols. A registered nurse will review the alerts requiring clinical attention and will apply clinical judgement (based on the Schmitt-Thompson COVID-19 - Diagnosed or Suspected After Hours Telephone Triage Protocols) (Schmitt-Thompson 2020) to determine which alerts can be addressed directly with the participant via telephone, and which alerts should be escalated to the on-call clinician at the site. If escalation is required, the nurse will contact the on-call clinician by telephone and the clinician will then be responsible for subsequent follow-up. For all technical and physiologic alerts, details

regarding the nature of the alert and action taken will be documented within the Current Health Monitoring System and an informational email will be sent to the investigator within 2 hours for further follow-up if required. If local regulations prohibit the monitoring team from collecting identifying information about participants, or from contacting study participants directly, the Investigator and site staff will be responsible for monitoring the transmitted data and responding to both technical and physiologic alerts 24 hours a day.

The data from the biosensor and remote monitoring are not intended to substitute for protocol-mandated standard safety monitoring, participant self-reporting, or participant oversight, which remains the responsibility of the investigator.

Along with the device, participants will be provided with a paper-based Quick Start Guide containing general instructions for the device as well as frequently asked questions. A reference copy of the document will be retained in the Site Master File.

Participants who test positive for SARS-CoV-2 will be instructed to continue wearing the digital health device until the COVID-19-associated symptoms resolve or until the Day 28 illness visit. Participants who test negative and stop the illness visits will be instructed to return the digital health device.

8.1.2.3 Illness e-Diary

Refer to [Appendix G 8.1.2.3](#) for additional information specific to Part 2.

In Part 1, an Illness e-Diary will be used to collect self-reported information about COVID-19-associated symptoms (listed below per CDC ([CDC 2020](#))). At the Day 1 illness visit, participants (or, if applicable, their caregiver, surrogate, or legally authorized representative) will be given access to the Illness e-Diary and trained by study staff on how to record the information and assess the severity of the symptoms.

Participants who test positive for SARS-CoV-2 will be instructed to continue recording in the Illness e-Diary until symptoms resolve or until the Day 28 illness visit. Participants who test negative will be instructed to stop Illness e-Diary recording.

Study sites will monitor the health status of participants via Illness e-Diary responses after the Day 1 illness visit, and will call participants as needed based on these responses.

COVID-19 Symptoms

- Fever
- Shortness of breath
- Difficulty breathing
- Chills
- Cough
- Fatigue
- Muscle aches
- Body aches
- Headache
- New loss of taste
- New loss of smell
- Sore throat
- Congestion
- Runny nose
- Nausea
- Vomiting
- Diarrhea

8.1.3 Severe COVID-19

The severity of COVID-19 will be evaluated in participants with symptoms of COVID-19. A diagnosis of severe or critical COVID-19 will include laboratory-confirmed COVID-19 (SARS-CoV-2 RT-PCR-positive symptomatic illness) plus any of the following:

- Clinical signs at rest indicative of severe systemic illness (respiratory rate ≥ 30 breaths per minute, heart rate ≥ 125 beats per minute, oxygen saturation $\leq 93\%$ on room air at sea level, or partial pressure of oxygen to fraction of inspired oxygen ratio < 300 mm Hg)
- Respiratory failure (defined as needing high-flow oxygen, noninvasive ventilation, mechanical ventilation or extracorporeal membrane oxygenation)
- Evidence of shock (systolic blood pressure < 90 mm Hg, diastolic blood pressure < 60 mm Hg, or requiring vasopressors)
- Significant acute renal, hepatic, or neurologic dysfunction
- Admission to an intensive care unit
- Death

8.1.4 Medical Notes Review

With the participant's consent, the study team will request access to medical notes or submit a data collection form for completion by attending clinical staff on any medically-attended COVID-19 episodes. Any data relevant for assessment of the efficacy endpoints or vaccine-associated enhanced respiratory disease (see Section 8.3.9) will be collected. These are likely to include, but not limited to, information on intensive care unit admissions, clinical parameters such as oxygen saturation, respiratory rates and vital signs, need for oxygen therapy, need for ventilatory support, imaging, blood tests results, and overall outcome (survival or death).

8.1.5 Monitoring for Asymptomatic Infection

In Part 1 and Part 2, blood samples will be collected according to the SoA (Section 1.3 and Appendix G 1.3) for SARS-CoV-2 serology testing to monitor participants for asymptomatic infection. See description of assessment in Section 8.5.2.1.

8.2 Safety Assessments

Refer to Appendix G 8.2 for additional information specific to Part 2.

Planned time points for all safety assessments are provided in the SoA (Section 1.3).

8.2.1 Physical Examinations

A complete physical examination will be performed at screening followed by targeted physical examinations as specified in the SoA (Section 1.3).

- A complete physical examination will include, but not be limited to, assessment of height, weight, general appearance, head, ears, eyes, nose, throat, neck, skin, as well as cardiovascular, respiratory, abdominal, and nervous systems. Each clinically significant abnormal finding at screening will be recorded in the medical history.
- A targeted physical examination will include areas suggested by the medical history. Each clinically significant abnormal finding following vaccination will be recorded as an AE.
- All physical examinations will be performed by a licensed healthcare provider (eg, physician, physician assistant, or licensed nurse practitioner).

8.2.2 Vital Signs

Vital signs, including heart rate, pulse oximetry, blood pressure, and body temperature, will be performed as specified in the SoA (Section 1.3). The participant should be resting prior to the collection of vital signs.

Data collected through the digital health device on heart rate, respiratory rate, temperature, and oxygen saturation level will be recorded as exploratory efficacy measurements and should not be reported as AEs unless resulting in an MAAE or SAE.

Situations in which vital sign results should be reported as AEs are described in Section 8.3.5.

8.2.3 Clinical Laboratory Assessments

A Laboratory Manual will be provided to the sites that specifies the procedures for collection, processing, storage, and shipment of samples, as well as laboratory contact information, specific to this clinical study.

For women participants of childbearing potential, a urine sample for pregnancy testing will be collected according to the SoA (Section 1.3). Urine pregnancy tests for β -hCG may be

performed at the site using a licensed test (dipstick). If urine tests positive or indeterminate, a quantitative serum β -hCG will be performed for confirmation.

Additional safety samples may be collected if clinically indicated at the discretion of the investigator

8.3 Adverse Events and Serious Adverse Events

The principal investigator is responsible for ensuring that all staff involved in the study are familiar with the content of this section.

The definitions of an AE or SAE can be found in [Appendix B](#).

All AEs are considered to be unsolicited AEs (collected by ‘open question’ at study visits) unless categorized as solicited AEs recorded in the Part 1 Substudy and Part 2 Substudy (adolescents only).

Solicited AEs are local or systemic predefined events for assessment of reactogenicity. Solicited AEs will be collected in a Solicited AE e-Diary only for participants in the Part 1 Substudy (Section [8.3.7](#)) and Part 2 Substudy (adolescents only; [Appendix G 8.3.7](#)), and will be assessed separately from the (unsolicited) AEs collected during the study.

General information for AEs in this protocol excludes solicited AEs.

AEs will be reported by the participant (or, when appropriate, by a caregiver, surrogate, or the participant's legally authorized representative).

The investigator and any designees are responsible for detecting, documenting, and recording events that meet the definition of an AE.

8.3.1 Time Period and Frequency for Collecting AE and SAE Information

AEs will be recorded for 28 days post each dose of study intervention.

Solicited AEs will be recorded only for participants in the Part 1 Substudy and Part 2 Substudy (adolescents only) for 7 days post each dose of study intervention.

SAEs will be recorded from the time of signature of the informed consent form through the last participant contact.

MAAEs and AESIs will be recorded from Day 1, post treatment, through the last participant contact.

See the Part 1 SoA (Section [1.3](#)) or Part 2 SoA ([Appendix G 1.3](#)) for the scheduled timepoints.

If the investigator becomes aware of an SAE with a suspected causal relationship to the study intervention that occurs after the end of the clinical study in a participant treated by him or her, the investigator shall, without undue delay, report the SAE to the Sponsor.

8.3.2 Follow-up of AEs and SAEs

Any AEs that are unresolved at the participant's last AE assessment in the study are followed up by the investigator for as long as medically indicated, but without further recording in the eCRF. The Sponsor retains the right to request additional information for any participant with ongoing AE(s)/SAE(s) at the end of the study, if judged necessary.

AE variables

The following variables will be collected for each AE:

- AE (verbatim)
- Date when the AE started and stopped
- Severity grade/maximum severity grade/changes in severity grade
- Whether the AE is serious or not
- Investigator causality rating against the study intervention (yes or no)
- Action taken with regard to study intervention
- AE caused participant's withdrawal from study (yes or no)
- Outcome

In addition, the following variables will be collected for SAEs:

- Date AE met criteria for SAE
- Date investigator became aware of SAE
- AE is serious due to
- Date of hospitalization
- Date of discharge
- Probable cause of death
- Date of death
- Autopsy performed
- Causality assessment in relation to study procedure(s)
- Causality assessment to other medication

The grading scales from US FDA guidance for healthy volunteers enrolled in a preventive vaccine clinical study (FDA 2007) will be utilized for all unsolicited events with an assigned severity grading.

8.3.3 Causality Collection

The investigator should assess causal relationship between study intervention and each AE, and answer 'yes' or 'no' to the question 'Do you consider that there is a reasonable possibility that the event may have been caused by the investigational product?'

For SAEs, causal relationship should also be assessed for other medication and study procedures. Note that for SAEs that could be associated with any study procedure the causal relationship is implied as 'yes.'

A guide to the interpretation of the causality question is found in [Appendix B](#).

8.3.4 Adverse Events Based on Signs and Symptoms

All AEs spontaneously reported by the participant or reported in response to the open question from the study site staff: 'Have you had any health problems since the previous visit/you were last asked?', or revealed by observation will be collected and recorded in the eCRF. When collecting AEs, the recording of diagnoses is preferred (when possible) to recording a list of signs and symptoms. However, if a diagnosis is known and there are other signs or symptoms that are not generally part of the diagnosis, the diagnosis and each sign or symptom will be recorded separately.

8.3.5 Adverse Events Based on Examinations and Tests

The results from the Clinical Study Protocol-mandated vital signs will be summarized in the CSR.

Deterioration as compared to baseline in protocol-mandated vital signs should therefore only be reported as AEs if they fulfil any of the SAE or MAAE criteria or are considered to be clinically relevant as judged by the investigator (which may include but not limited to consideration as to whether treatment or non-planned visits were required).

If deterioration in a vital sign is associated with clinical signs and symptoms, the sign or symptom will be reported as an SAE or MAAE, and the associated vital sign will be considered as additional information.

8.3.6 Hy's Law

Cases where a participant shows elevations in liver biochemistry may require further evaluation. Any occurrences of AST or ALT $\geq 3 \times$ ULN together with total bilirubin $\geq 2 \times$ ULN *and* confirmed as a Hy's Law case should be reported as an SAE.

Hy's Law

AST or ALT $\geq 3 \times$ ULN together with TBL $\geq 2 \times$ ULN, where no other reason, other than the study intervention, can be found to explain the combination of increases, eg, elevated ALP indicating cholestasis, viral hepatitis, another drug. The elevation in transaminases must precede or be coincident with (ie, on the same day) the elevation in TBL, but there is no specified timeframe within which the elevations in transaminases and TBL must occur.

8.3.7 Solicited Adverse Events (Only for Part 1 Substudy)

Refer to [Appendix G 8.3.7](#) for additional information specific to Part 2.

Local and systemic predefined solicited AEs for reactogenicity assessment (Table 8) will be collected in a Solicited AE e-Diary for 7 days following administration of each dose of study intervention only from participants in the Part 1 Substudy.

Solicited AEs should not be reported as unsolicited AEs (see Section 8.3). However, solicited AEs should be reported as SAEs or MAAEs if they fulfil the criteria (see Sections 8.3 and 8.3.8, respectively).

Table 8 List of Predefined Solicited Adverse Events for Reactogenicity Assessment

Local	Systemic
Pain at the site of injection	Fever (> 100 °F [> 37.8 °C]) ^a
Erythema/redness at the site of injection ^b	Chills
Tenderness	Muscle pains
Induration/swelling at the site of the injection ^b	Fatigue
	Headache
	Malaise
	Nausea
	Vomiting

^a Fever measured by any route. Investigators who consider a temperature lower than this cutoff as a fever or a 'fever' reported by participants without documentation by a thermometer should record the event as 'elevated body temperature.'

^b Swelling and redness must be ≥ 0.25 inches (≥ 0.6 centimeters) in diameter.

Solicited AE e-Diary

On Day 1, participants in the Part 1 Substudy (or, if applicable, their caregiver, surrogate, or legally authorized representative) will be given an oral thermometer, tape measure, and access to the Solicited AE e-Diary, with instructions on use, along with the emergency 24-hour telephone number to contact the on-call study physician if needed.

Participants will be instructed to record for 7 days following administration of each dose of study intervention, the timing and severity of local and systemic solicited AEs, if applicable, and whether medication was taken to relieve the symptoms.

Severity Assessment of Solicited AEs

Severity will be assessed for solicited AEs by the participant (or, if applicable, their caregiver, surrogate, or legally authorized representative) according to toxicity grading scales modified and abridged from the US FDA guidance (FDA 2007) as defined in Appendix D. Because solicited AEs are expected to occur after vaccination, they will not be assessed for relationship to study intervention.

8.3.8 Medically Attended Adverse Events

In Part 1 and Part 2, MAAEs will be collected according to the timepoints specified in the SoA (Section 1.3 and Appendix G 1.3).

MAAEs are defined as AEs leading to medically-attended visits that were not routine visits for physical examination or vaccination, such as an emergency room visit, or an otherwise unscheduled visit to or from medical personnel (medical doctor) for any reason. AEs, including abnormal vital signs, identified on a routine study visit or during the scheduled illness visits will not be considered MAAEs.

8.3.9 Adverse Events of Special Interest

In Part 1 and Part 2, AESIs will be collected according to the timepoints specified in the SoA (Section 1.3 and Appendix G 1.3).

AESIs are events of scientific and medical interest specific to the further understanding of study intervention safety profile and require close monitoring and rapid communication by the investigators to the Sponsor. AESIs for AZD1222 are based on Brighton Collaboration case definitions (Serazin et al 2020, SPEAC 2020, Vogel et al 2020), clinical experience, and scientific interest. See Appendix E for a listing and description of AZD1222 AESIs.

An AESI can be serious or non-serious. All AESIs will be recorded in the eCRF. If any AESI occurs in the course of the study, investigators or other site personnel will inform the appropriate Sponsor representatives within one day ie, immediately but **no later than 24 hours** of when he or she becomes aware of it. Serious AESIs will be recorded and reported as per Section 8.3.10.

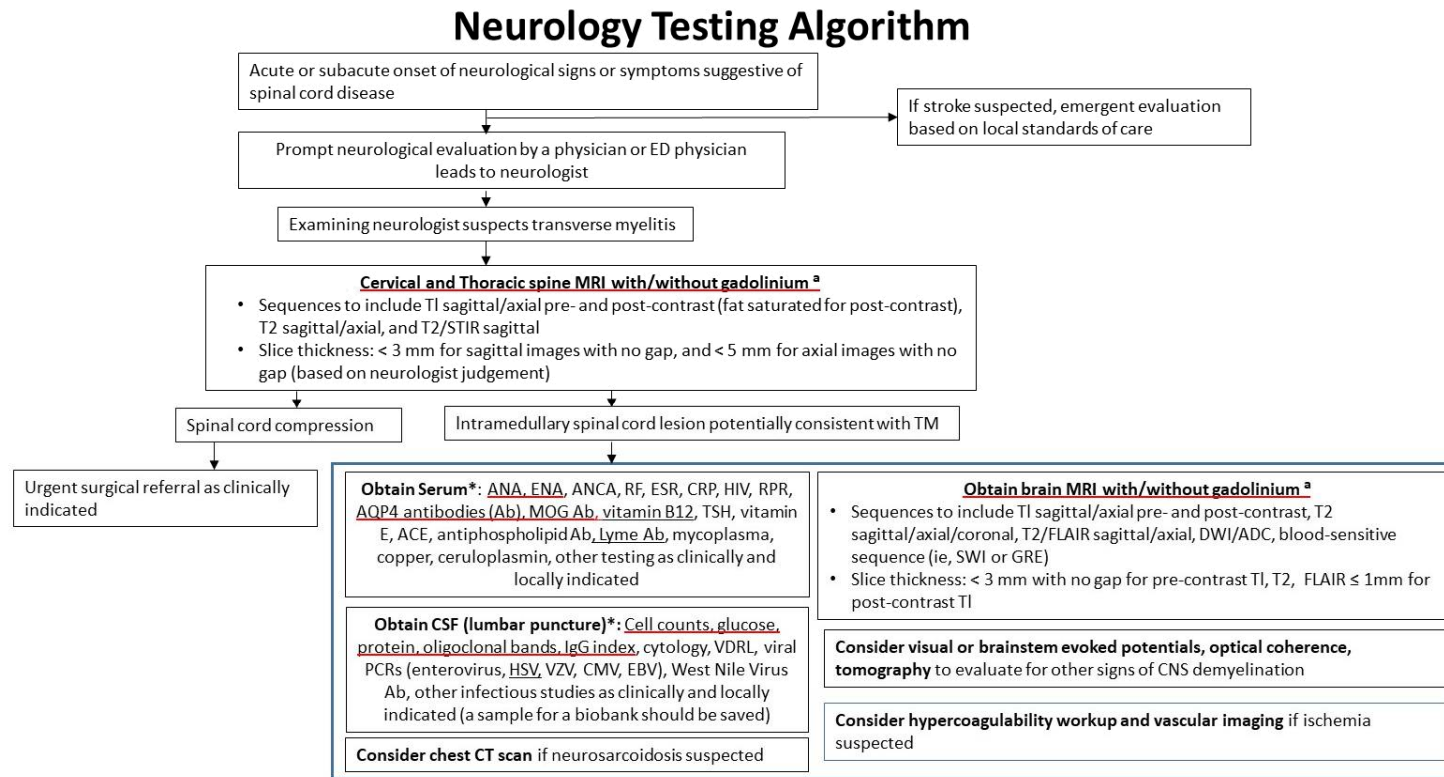
8.3.9.1 Potential Neurological AESIs

If a participant experiences new onset (acute or subacute) motor and sensory disturbances (eg, weakness, numbness, paresthesias, hypoesthesia, hyperesthesia, dysesthesias), bowel/bladder dysfunction, gait impairment, visual disturbance, or any event of myelitis,

encephalomyelitis, transverse myelitis, or other sudden neurological deficit, there should be prompt neurological evaluation, including referral to a neurology specialist for further evaluation and testing, as clinically indicated. Testing can include evaluation for peripheral demyelinating conditions (eg, EMG). In cases of concern for spinal cord disease, see [Figure 2](#) for a recommended testing algorithm.

An independent Neurological AESI Expert Committee will review and provide advice on the diagnosis and causality assessment of selected neurological AESIs occurring in the AZD1222 clinical development program (see [Appendix A 5](#)).

Figure 2 Neurology Testing Algorithm



^arecommended tests based on clinical judgement. Core set underlined

^a Adapted from (Rovira et al 2015)

Ab = antibody; ACE = angiotensin converting enzyme; ADC = apparent diffusion coefficient; ANA = antinuclear antibody; ANCA = antineutrophil cytoplasmic antibodies; AQP4 = aquaporin 4; CMV = cytomegalovirus; CNS = central nervous system; CRP = c-reactive protein; CSF = cerebral spinal fluid; CT = computed tomography; DWI = diffusion-weighted image; EBV = Epstein-Barr virus; ED = emergency department; ENA = extractable nuclear antigen antibodies; ESR = erythrocyte sedimentation rate; FLAIR = fluid-attenuated inversion recovery; GRE = gradient echo; HIV = human immunodeficiency virus; HSV = herpes simplex virus; IgG = immunoglobulin G; MOG = myelin oligodendrocyte glycoprotein; MRI = magnetic resonance image; PCR = polymerase chain reaction; RF = rheumatoid factor; RPR = rapid plasma reagin; STIR = short T1 inversion recovery; SWI = susceptibility-weighted imaging; TSH = thyroid stimulating hormone; TM = transverse myelitis; VDRL = Venereal Disease Research Laboratories; VZV = varicella-zoster virus.

8.3.10 Reporting of Serious Adverse Events

All SAEs have to be reported, whether or not considered causally related to the study intervention, or to the study procedure(s). All SAEs will be recorded in the eCRF.

If any SAE occurs in the course of the study, investigators or other site personnel will inform the appropriate Sponsor representatives within one day ie, immediately but **no later than 24 hours** of when he or she becomes aware of it.

The designated Sponsor representative will work with the investigator to ensure that all the necessary information is provided to the AstraZeneca Patient Safety data entry site **within one calendar day** of initial receipt for fatal and life-threatening events **and within 5 calendar days** of initial receipt for all other SAEs.

For fatal or life-threatening AEs where important or relevant information is missing, active follow-up will be undertaken immediately. Investigators or other site personnel will inform Sponsor representatives of any follow-up information on a previously reported SAE within one calendar day, ie, immediately but no later than 24 hours of when he or she becomes aware of it.

Once the investigators or other site personnel indicate an AE is serious in the EDC system, an automated email alert is sent to the designated Sponsor representative.

If the EDC system is not available, then the investigator or other study site staff reports an SAE to the appropriate Sponsor representative by telephone or other method.

The Sponsor representative will advise the investigator/study site staff how to proceed.

For further guidance on the definition of an SAE, see [Appendix B](#).

The reference document for definition of expectedness is the AZD1222 IB, Section 5.6.

8.3.11 Pregnancy

All pregnancies and outcomes of pregnancy with conception dates following administration of study intervention should be reported to the Sponsor, except if the pregnancy is discovered before the participant has received any study intervention.

8.3.11.1 Maternal Exposure

Female participants who are pregnant or have a confirmed positive pregnancy test at screening or Day 1 will be excluded from the study (see Section 5.2). Pregnancy itself is not regarded as an AE unless there is a suspicion that the study intervention may have interfered with the effectiveness of a contraceptive medication. Congenital abnormalities/birth defects and spontaneous miscarriages should be reported and handled as SAEs. Elective abortions without

complications should not be handled as AEs. The outcome of all pregnancies (spontaneous miscarriage, elective termination, ectopic pregnancy, normal birth or congenital abnormality) should be followed up and documented even if the participant was discontinued from the study.

If any pregnancy occurs in the course of the study, then the investigator or other site personnel informs the appropriate Sponsor representatives within **1 day**, ie, immediately but **no later than 24 hours** of when he or she becomes aware of it.

The designated Sponsor representative works with the investigator to ensure that all relevant information is provided to the AstraZeneca Patient Safety data entry site **within 1 or 5 calendar days** for SAEs (see Section 8.3.10) and **within 30 days** for all other pregnancies that are not associated with an SAEs.

The same timelines apply when outcome information is available.

The PREGREP module in the eCRF is used to report the pregnancy and the paper-based PREGOUT module may be used to report the outcome of the pregnancy.

8.3.12 Medication Error

If a medication error occurs, then the investigator or other site personnel informs the appropriate Sponsor representatives within **1 day**, ie, immediately but **no later than 24 hours** of when he or she becomes aware of it.

The designated Sponsor representative works with the investigator to ensure that all relevant information is completed within **1** (Initial Fatal/Life-Threatening or follow up Fatal/Life-Threatening) **or 5** (other serious initial and follow up) **calendar days** if there is an SAE associated with the medication error (see Section 8.3.10) and **within 30 days** for all other medication errors.

The definition of a Medication Error can be found in [Appendix B 4](#).

8.3.13 Medical Device Deficiencies

Any deficiency observed with the digital health device (third-party medical device) will be collected and reported to the manufacturer by the investigators or other site personnel within one day ie, immediately but no later than 24 hours of when he or she becomes aware of it.

A medical device deficiency is an inadequacy of a medical device with respect to its identity, quality, durability, reliability, safety, or performance. Medical device deficiencies include malfunctions, use errors, and information supplied by the manufacturer.

The manufacturer's medical device complaint report will be used to collect the deficiency.

8.4 Overdose

For this study, any dose of study intervention exceeding that specified in the protocol will be considered an overdose.

There is no specific treatment for an overdose with AZD1222. If overdose occurs, the participant should be treated supportively with appropriate monitoring as necessary.

- An overdose with associated AEs is recorded as the AE diagnosis/symptoms on the relevant AE modules in the eCRF and on the Overdose eCRF module
- An overdose without associated symptoms is only reported on the Overdose eCRF module

If an overdose occurs in the course of the study, the investigator or other site personnel inform appropriate Sponsor representatives immediately, but **no later than 24 hours** after when he or she becomes aware of it.

The designated Sponsor representative works with the investigator to ensure that all relevant information is provided to the AstraZeneca Patient Safety data entry site **within one or 5 calendar days** for overdoses associated with an SAE (see Section 8.3.10) and **within 30 days** for all other overdoses.

8.5 Human Biological Samples

Refer to [Appendix G 8.5](#) for additional information specific to Part 2.

Instructions for the collection and handling of biological samples will be provided in the study-specific laboratory manual. Samples should be stored in a secure storage space with adequate measures to protect confidentiality. Further details on Handling of Human Biological Samples are provided in [Appendix C](#).

Samples will be stored for a maximum of 15 years from the date of the issue of the CSR in line with consent and local requirements, after which they will be destroyed/repatriated.

Remaining biological sample aliquots will be retained at the Sponsor or its designee for a maximum of 15 years following issue of the CSR. Additional use excludes genetic analysis and includes but is not limited to, analysis of COVID-19 and other coronavirus-related diseases or vaccine-related responses, eg, exploratory immunology, such as systems serology and profiling of B- and T-cell repertoire. The results from further analysis will not be reported in the CSR.

8.5.1 Pharmacokinetics

Pharmacokinetic parameters are not evaluated in this study.

8.5.2 Immunogenicity Assessments

Serum samples for immunogenicity assessments will be collected according to the SoA (Section 1.3). Samples will be collected, labelled, stored, and shipped as detailed in the Laboratory Manual. Results for exploratory immunogenicity analyses may be reported separately from the CSR.

8.5.2.1 SARS-CoV-2 Serology Assessments

Serum samples will be collected to assess SARS-CoV-2 antigen-specific antibody levels from all participants according to the SoA (Section 1.3). Authorized laboratories will assess serologic responses to AZD1222 by the rate of participants seroconverting from negative to positive as defined by a validated immunoassay directed at the SARS-CoV-2 S antigen. The rate of asymptomatic SARS-CoV-2 infection in participants receiving AZD1222 vs saline placebo will be determined by seroconversion in a SARS-CoV-2 Nucleocapsid assay operated by an authorized laboratory. Serologic assessment to S, RBD, and Nucleocapsid antigens will also be assessed quantitatively using a validated multiplexed MSD immunoassay.

8.5.2.2 SARS-CoV-2 Neutralizing Antibody Assessments

Serum samples to measure SARS-CoV-2 neutralizing antibody levels will be collected from participants in the Part 1 Substudy according to the timepoints specified in the SoA (Section 1.3). Authorized laboratories will measure neutralizing antibodies to SARS-CoV-2 using validated wild-type neutralization assay or pseudo-neutralization assays.

8.5.2.3 Assessment of Mucosal Responses

Nasal samples to evaluate SARS-CoV-2 antigen-specific antibody responses in nasal secretions will be collected from participants in the Part 1 Substudy, from participants enrolled in the Part 1 Immunogenicity Cohort, and during illness visits according to the SoA (Section 1.3). Nasal adsorption specimens will be collected by synthetic absorptive matrix sampling as outlined in the laboratory manual. Antibody responses to SARS-CoV-2 S, RBD, and Nucleocapsid antigens may be assessed in a qualified multiplexed MSD immunoassay and stratified by antibody isotype (IgA, IgG, IgM).

8.5.2.4 Assessment of Cell-mediated Immune Responses

Cell-mediated immune responses (ie, B-cell and T-cell responses) will be assessed by characterizing PBMCs using methods that may include T-cell ELISpot assays to SARS-CoV-2 antigens, flow cytometry after intracellular cytokine staining, single-cell RNA sequencing, B-cell and T-cell receptor sequencing, and other methodology as determined by the Sponsor and/or authorized laboratories. Data on Th1/Th2 polarization after AZD1222 vaccination will be provided and may be reported separately from the CSR. Samples will be collected from up to 300 participants in the Part 1 Substudy, from approximately 300 participants in the Part 1 Immunogenicity Cohort, and from up to approximately the first 3 000 participants, where operationally feasible, during the Day 1 illness visit, as well as

participants who have a positive SARS-CoV-2 RT-PCR result at timepoints specified in the SoA (Section 1.3).

Additionally, plasma will be isolated from the whole blood samples collected to isolate PBMCs, which may be utilized for exploratory immunogenicity and biomarker analyses as outlined in Section 8.6.2.

8.5.2.5 Additional Serum Immunogenicity

Additional serum samples for exploratory immunogenicity evaluation will be obtained according to the SoA (Section 1.3). Serologic assessment to seasonal coronavirus antigens will also be assessed quantitatively using a qualified multiplexed MSD immunoassay, while anti-vector immune responses (ie ChAdOx1 neutralizing antibody responses) will characterize the induction of antibodies to the ChAdOx1 vector and the persistence of these antibodies over time. Exploratory sera samples may be utilized to investigate additional humoral and cellular immune responses as well as potential correlates of protection as determined by the Sponsor and/or authorized laboratories based upon emerging safety, efficacy, and immunogenicity data.

8.5.3 Pharmacodynamics

Pharmacodynamics are not evaluated in this study.

8.6 Human Biological Sample Biomarkers

Refer to [Appendix G 8.6](#) for additional information specific to Part 2.

8.6.1 Collection of Mandatory Samples for Biomarker Analysis

By consenting to participate in the study, the participant consents to participate in the mandatory research components of the study.

Samples for biomarker research are required and will be collected from participants during illness visits as specified in the SoA (Section 1.3). Mid-turbinate nasal and nasopharyngeal swabs will be collected at site illness visits for virologic assessments. Saliva samples will be collected at site illness visits and by the participants during the home-collection period. These biomarker measurements will support our understanding of potential correlates of protection, duration of immune responses, and correlations between immunogenicity and reactogenicity. Details for sample collection, processing, and testing will be provided in the Laboratory Manual.

Any results from such analyses may be reported separately from the CSR.

8.6.1.1 Virologic Assessments

Instructions for obtaining and processing mid-turbinate nasal swabs and nasopharyngeal swab samples are provided in the Laboratory Manual. Mid-turbinate nasal and nasopharyngeal swabs will be assessed by authorized RT-PCR assays for the detection of SARS-CoV-2 by local and central laboratories, respectively. Genotypic analysis of the viral S protein will be performed by next generation sequencing modalities. Additionally, a validated multiplexed respiratory panel may be utilized to assess for the presence of other respiratory pathogens in nasopharyngeal swabs in a central laboratory operated on behalf of the Sponsor.

8.6.1.2 Assessment of Viral Shedding

Viral shedding will be assessed in saliva samples collected using a Spectrum DNA (SDNA-1000) collection kit or other saliva collection devices at site illness visits or self-collected at home, by an authorized RT-PCR assay for the measurement of SARS-CoV-2. Collection of saliva sample for viral shedding is optional in non-USA sites and may occur after a feasibility assessment has been completed.

8.6.2 Other Study-related Biomarker Research

Already collected samples may be analyzed for different biomarkers thought to play a role in COVID-19 severity or outcomes including, but not limited to serum, plasma or mucosal cytokines, quantification of RNA, micro-RNA, and/or non-coding RNA using quantitative RT-PCR, microarray, sequencing, or other technology in blood, PBMCs, or mucosal specimens to evaluate their association with observed clinical responses to AZD1222. Other study-related biomarker research excludes genetic analysis.

For storage, re-use, and destruction of biomarker samples see Section 8.5.

8.7 Optional Genomics Initiative Sample

Optional Genomics Initiative research is not applicable anymore to this study.

8.8 Medical Resource Utilization and Health Economics

Medical resource utilization and health economics are not applicable in this study.

9 STATISTICAL CONSIDERATIONS

Refer to [Appendix G 9](#) for additional information specific to Part 2.

9.1 Statistical Hypotheses

The primary efficacy endpoint is a binary response, whereby a participant is defined as a COVID-19 case if their first case of SARS-CoV-2 RT-PCR-positive symptomatic illness occurs ≥ 15 days post second dose of study intervention. Otherwise, a participant is not defined as a COVID-19 case. VE will be calculated as 1-relative risk, which is the incidence

of infection in the vaccine group relative to the incidence of infection in the control group. The null hypothesis is: VE is equal to 30%. Whereas, the alternative hypothesis is: VE is not equal to 30%. That is:

- Null hypothesis: $VE = 30\%$
- Alternative hypothesis: $VE \neq 30\%$

The primary efficacy endpoint will be formally assessed at 2 time points during the study, giving an interim analysis and a primary analysis. A Lan-DeMets alpha-spending function has been used to control the overall type I error at 5% with 0.31% alpha at the interim and 4.9% at the primary analysis. At the interim analysis, the VE will be presented with a 2-sided 99.69% CI, and statistical significance will be achieved if the 2-sided 99.69% CI is $> 30\%$. The success criterion for the interim analysis will be statistical significance with an observed VE point estimate of at least 50%. At the primary analysis VE will be presented with a 2-sided 95.10% CI, and statistical significance will be achieved if the 2-sided 95.10% CI is $> 30\%$. The success criterion for the primary analysis of the study will be statistical significance with an observed VE point estimate of at least 50%.

In the event that the results of the interim or primary analysis are statistically significant for the primary efficacy endpoint, an additional analysis with 5% alpha will be performed once all participants have completed their first year of follow up.

9.2 Sample Size Determination

Approximately 33 000 participants will be screened such that approximately 30 000 participants will be randomized in a 2:1 ratio to receive 2 IM doses of either 5×10^{10} vp (nominal, $\pm 1.5 \times 10^{10}$ vp) AZD1222 (the active group, $n =$ approximately 20 000) or saline placebo (the control group, $n =$ approximately 10 000) 4 weeks apart.

Note: 'Enrolled' means a participant's, or their legally acceptable representative's, agreement to participate in a clinical study following completion of the informed consent process. Potential participants who are screened for the purpose of determining eligibility for the study, but are not randomly assigned/assigned in the study, are considered 'screen failures', unless otherwise specified by the protocol.

The sample size calculations are based on the primary efficacy endpoint and were derived following a modified Poisson regression approach (Zou 2004). The calculations account for an interim and primary analysis, and the timing of these analyses will be driven by the number of events observed in the study. The interim analysis will be carried out when approximately 50% of the total amount of statistical information is available. A Lan-DeMets alpha-spending function has been used to account for multiplicity, where the Type I error at the interim and primary analyses is with 0.31% alpha at the interim analysis and 4.9% at the primary analysis

such that the overall Type I error is controlled at 5%. The calculations assume minimal loss to follow-up as it is anticipated that participants will remain engaged in the study. All participants will be followed for the entire duration of the study.

For the primary efficacy analysis, approximately 150 events meeting the primary efficacy endpoint definition are required across the active and control groups within the population of participants who are seronegative at baseline to detect a VE of 60% with > 90% power. These calculations assume an observed attack rate of approximately 0.8% and are based on a 2-sided test, where the lower bound of the 2-sided 95.10% CI for VE is required to be greater than 30% with an observed point estimate of at least 50%.

An interim efficacy analysis will be conducted when approximately 75 events meeting the primary efficacy endpoint definition have been reported across the active and control groups within the population of participants who are seronegative at baseline, which will give > 70% power to detect a VE of 70% and > 90% power to detect a VE of 75%. These calculations assume an observed attack rate of approximately 0.4% and are based on a 2-sided test, where the lower bound of the 2-sided 99.69% CI for VE is required to be greater than 30% with an observed point estimate of at least 50%. A statistically significant finding at the interim analysis will not be considered a reason to stop the study, but instead will be interpreted as early assessment of efficacy.

9.3 Populations for Analyses

The following populations are defined:

Table 9 Populations for Analysis

Population	Description
All participants analysis set	All participants screened for the study, to be used for reporting disposition and screening failures.
Full analysis set	All randomized participants who received at least one dose of study intervention, irrespective of their protocol adherence and continued participation in the study. Participants will be analyzed according to their randomized treatment irrespective of whether or not they have prematurely discontinued, according to the intent-to-treat principle. Participants who withdraw consent or assent to participate in the study will be included up to the date of their study withdrawal.
Fully vaccinated analysis set	The fully vaccinated analysis set will include all participants in the full analysis set who are seronegative at baseline, receive 2 doses of study intervention, and who remain on-study 15 days after their second dose without having had a prior SARS-CoV-2 RT-PCR-positive confirmed COVID-19 infection.

Table 9 Populations for Analysis

Population	Description
Per-protocol analysis set	<p>The per-protocol analysis set will include participants in the fully vaccinated analysis set who receive the correct dose of randomized treatment and who do not have a serious protocol deviation. Detailed criteria defining this analysis set will be documented in the Statistical Analysis Plan.</p> <p>Erroneously-treated participants who receive one dose of active study intervention and one dose of saline placebo, regardless of the sequence, will be excluded from this analysis set.</p>
Safety analysis set	<p>The safety analysis set consists of all participants who have received at least one dose of study intervention.</p> <p>Erroneously-treated participants (eg, those randomized to treatment A but were actually given treatment B) are accounted for in this analysis set by assigning them to the treatment they actually received.</p> <p>A participant who has on one or several occasions received active study intervention is classified as active for all summaries, including summaries by dose.</p>
Immunogenicity analysis set	<p>The immunogenicity analysis population will include all participants in the safety analysis set who have no protocol deviations judged to have the potential to interfere with the generation or interpretation of an immune response. Examples of protocol violations will be documented in the Statistical Analysis Plan.</p>

COVID-19 = coronavirus disease 2019; RT-PCR = reverse transcriptase polymerase chain reaction; SARS-CoV-2 = severe acute respiratory syndrome-coronavirus 2.

9.4 Statistical Analyses

Refer to [Appendix G 9.4](#) for additional information specific to Part 2.

The primary DBL will occur after approximately 150 events have been observed for the primary endpoint (see Section 9.2) within the population of participants who are seronegative at baseline. All participants in the study will be assessed for efficacy and safety for 2 years following the first dose of study intervention (Day 730). The final DBL will occur when all participants have completed the study.

This section is a summary of the planned statistical analyses of the most important endpoints, including primary and key secondary endpoints. A more technical and detailed description of the statistical analyses will be described in the SAP, and an approved version will be finalized prior to the interim analyses (see Section 9.5).

All personnel involved in the analyses of the study will remain blinded until the primary DBL and protocol deviations are identified, unless the DSMB determines that the efficacy and safety have been definitively established during interim analysis. In this case, the DSMB will notify the Oversight Group who will then determine the course of action for the study, which

may include unblinding personnel from the Sponsor or its representatives associated with the analyses and regulatory submission of interim results.

Analyses will be performed by the Sponsor or its representatives.

Categorical variables will be summarized using frequency and percentages, where the denominator for calculation is the underlying analysis set population unless otherwise stated.

Continuous variables will be summarized with descriptive statistics of number of available observations, mean, standard deviation, median, minimum and maximum, and quartiles where more appropriate.

All point estimates will be presented together with a 95% CI, unless otherwise stated.

P-values, corresponding to a 2-sided test, will be presented for comparisons between treatments. Methods for controlling multiplicity across endpoints are discussed in Section 9.4.4.

9.4.1 General Considerations

The primary efficacy analysis will be based on the double-blind, placebo-controlled phase of the study, and will compare participants randomized to receive 2 nominal doses of 5×10^{10} vp ($\pm 1.5 \times 10^{10}$ vp) AZD1222 against participants randomized to saline placebo.

The primary estimand will be used for the analysis of the primary efficacy endpoint. It will be based on participants in the fully vaccinated analysis set, defined as all randomized participants who are seronegative at baseline, receive 2 doses of study intervention, and who remain on-study 15 days after their second dose without having had a prior SARS-CoV-2 RT-PCR-positive confirmed COVID-19 infection, analyzed according to their randomized treatment. For participants with multiple events, only the first occurrence will be used for the primary efficacy endpoint analysis. The set of intercurrent events for this estimand consists of participants who withdraw from the study or are unblinded to treatment assignment prior to having met the primary efficacy endpoint. The intercurrent event of early study withdrawal will be handled using the treatment policy strategy and the absence of data following these participants' withdrawal will be treated as missing (ie, counted as not having met the criteria). Participants unblinded to treatment assignment prior to having met the criteria for the primary efficacy endpoint will be censored at the date of unblinding. Participants who withdraw before 15 days post second dose or who have a case prior to 15 days post second dose will be excluded from primary endpoint analysis.

Additional estimands will be specified for the primary efficacy endpoint to carry out sensitivity analyses for assessing the robustness of results. These sensitivity analyses will explore different methods for handling intercurrent events and different assumptions for

missing data. Estimands will also be specified for the analysis of secondary endpoints. Full details will be provided in the SAP.

Demography and baseline characteristics will be summarized by treatment for the fully vaccinated analysis set, safety analysis set, and immunogenicity analysis set.

9.4.2 Efficacy

An overview of the primary and secondary efficacy objectives, endpoints, and the associated case definitions is presented in [Appendix F](#).

A blinded independent efficacy adjudication committee will review relevant data of potential cases for the COVID-19-related efficacy endpoint evaluations. More detail on this process will be provided in the SAP and the Efficacy Adjudication Committee Charter (see also [Appendix A 5](#)).

9.4.2.1 Primary Endpoint

The primary endpoint is the first case of SARS-CoV-2 RT-PCR-positive symptomatic illness occurring ≥ 15 days post second dose of study intervention, in a participant with negative serostatus at baseline. Participants will be included in the primary endpoint if they have RT-PCR-confirmed SARS-CoV-2 and meet the following criteria at any point from their initial illness visit at the site (Day 1) through their second illness visit (Day 14):

1 One or more Category A findings

OR

2 Two or more Category B findings

Category A:

- Pneumonia diagnosed by chest x-ray, or computed tomography scan
- Oxygen saturation of $\leq 94\%$ on room air or requiring either new initiation or escalation in supplemental O₂
- New or worsening dyspnea/shortness of breath

Category B:

- Fever > 100 °F (> 37.8 °C) or feverishness
- New or worsening cough
- Myalgia/muscle pain
- Fatigue that interferes with activities of daily living
- Vomiting and/or diarrhea (only one finding to be counted toward endpoint definition)

- Anosmia and/or ageusia (only one finding to be counted toward endpoint definition)

The primary efficacy endpoint will be assessed at 2 milestones during the study, giving an interim analysis (see Section 9.5) and a primary analysis. The timing of these analyses will be driven by the number of events observed in the study within the subset of participants who are seronegative at baseline. The interim analysis will be carried out when approximately 75 events meeting the primary efficacy endpoint definition have been observed, and the primary analysis will be carried out when approximately 150 events meeting the primary efficacy endpoint definition have been observed (see Section 9.2). A final analysis will also be carried out when all participants have completed the 2-year study. However, the final analysis will not be controlled for multiplicity and statistical hypotheses will be tested at a nominal 5% significance level (based on a 2-sided test).

As the primary efficacy analysis, the plan is to use the primary estimand and a Poisson regression model with robust variance (Zou 2004) to analyze the primary efficacy endpoint, including study arm and age as covariates as well as the log of the follow-up time as an offset. The VE will be estimated from the model, which will give the RRR in the incidence of SARS-CoV-2 RT-PCR-positive symptomatic illness. VE is calculated as $RRR = 100 * (1 - \text{relative risk})$, which is the incidence of infection in the vaccine group relative to the incidence of infection in the control group expressed as a percentage. For the interim analysis the VE will be presented with a 2-sided 99.69% CI, and statistical significance will be achieved if the 2-sided 99.69% CI is $> 30\%$. The success criterion for the interim analysis will be statistical significance with an observed VE point estimate of at least 50%. At the primary analysis VE will be presented with a 2-sided 95.10% CI, and statistical significance will be achieved if the 2-sided 95.10% CI is $> 30\%$. The success criterion for the primary analysis of the study will be statistical significance with an observed VE point estimate of at least 50%. The CIs are based on a Lan-DeMets alpha-spending function for 2-group sequential tests.

In the event that the results of the interim or primary analysis are statistically significant for the primary efficacy endpoint, an additional analysis will be performed once all participants have completed their first year of follow up. For this analysis, VE will be presented with a 2-sided 95% CI, and statistical significance will be achieved if the 2-sided 95% CI is $> 0\%$.

Model assumptions will be checked and the robustness of the primary analysis will be assessed. The Poisson regression model with robust variance has the flexibility for exploring multiple imputation approaches using, eg, the observed placebo attack rate to impute missing data. If the Poisson regression model with robust variance fails to converge, an alternative approach will be implemented. Full details will be documented in the SAP.

To support the primary analysis, a Cox proportional hazard model will be fitted to the data as well as Kaplan-Meier curves presented for the active and control groups, showing the

cumulative incidence of the first case of SARS-CoV-2 RT-PCR-positive symptomatic illness occurring ≥ 15 days post second dose of study intervention. In addition, descriptive statistics for the vaccine and control groups will also be produced. Full details will be documented in the SAP.

9.4.2.2 Secondary Endpoints

The set of secondary endpoints include the following summary measures, derived from binary outcomes:

- Incidence of the first post-treatment response (negative at baseline to positive post treatment with study intervention) for SARS-CoV-2 Nucleocapsid antibodies occurring ≥ 15 days post second dose of study intervention (key secondary endpoint)
- Incidence of the first case of SARS-CoV-2 RT-PCR-positive symptomatic illness occurring ≥ 15 days post second dose of study intervention using CDC criteria (see Section 8.1.1 for definition)
- Incidence of the first case of SARS-CoV-2 RT-PCR-positive symptomatic illness occurring ≥ 15 days post second dose of study intervention using University of Oxford-defined symptom criteria. Cases are defined as RT-PCR-confirmed SARS-CoV-2 and having at least one of the following symptoms
 - 1 New onset of fever (> 100 °F [> 37.8 °C]), OR
 - 2 Cough, OR
 - 3 Shortness of breath, OR
 - 4 Anosmia/ageusia
- Incidence of the first case of SARS-CoV-2 RT-PCR-positive symptomatic illness occurring ≥ 15 days post second dose of study intervention regardless of evidence of prior SARS-CoV-2 infection (key secondary endpoint)
- Incidence of SARS-CoV-2 RT-PCR-positive severe or critical symptomatic COVID-19 occurring ≥ 15 days post second dose of study intervention (see Section 8.1.3 for definition) (key secondary endpoint)
- Incidence of SARS-CoV-2 RT-PCR-positive severe or critical symptomatic COVID-19 occurring post first dose of study intervention
- Incidence of COVID-19-related Emergency Department visits occurring ≥ 15 days post second dose of study intervention (key secondary endpoint)

Following the same methodology outlined for the primary endpoint, each of the key secondary endpoints will be analysed by a separate Poisson regression model with robust variance (Zou 2004), including study arm and age as covariates according to the hierarchical approach for multiplicity protection (refer to Section 9.4.4).

For non-key secondary endpoints, the same methodology outlined for the primary endpoint will be applied however the RRR will be estimated from each model, with a corresponding

95% CI. A p-value, corresponding to a 2-sided test, will be presented to compare the vaccine against the control. The p-value will be nominal as non-key secondary endpoints are not controlled for multiplicity. To support these analyses, descriptive statistics will be produced for the vaccine and control groups. Full details will be documented in the SAP.

To assess immune response, the set of secondary endpoints also includes:

- Post-treatment GMTs and GMFRs from day of dosing baseline values to 28 days post each dose in SARS-CoV-2 S, RBD antibodies (MSD serology assay)
- Proportion of participants who have a post-treatment seroresponse (≥ 4 -fold rise in titers from day of dosing baseline values to 28 days post each dose) to the S, RBD antigens of AZD1222 (MSD serology assay)
- Post-treatment GMTs and GMFRs from day of dosing baseline values to 28 days post each dose in SARS-CoV-2 neutralizing antibodies (wild-type assay or pseudo-neutralization assay)
- Proportion of participants who have a post-treatment seroresponse (≥ 4 -fold rise in titers from day of dosing baseline value to 28 days post each dose) to AZD1222 as measured by SARS-CoV-2 neutralizing antibodies (wild-type assay or pseudo-neutralization assay)

The proportion of participants who have a post-treatment seroresponse to the S and RBD antigens of AZD1222 will be derived for the vaccine and control groups, with corresponding 95% Clopper-Pearson exact CIs. Similarly, the proportion of participants who have a post-treatment seroresponse to AZD1222 as measured by SARS-CoV-2 neutralizing antibodies will be derived for the vaccine and control groups, with corresponding 95% Clopper-Pearson exact CIs.

The GMT and GMFR endpoints will be analysed on the log (base 2) scale by separate analysis of variance (ANOVA) models, and will include study arm and age as categorical covariates. On the log scale, the models will be used to estimate a mean response for the vaccine and control groups and the difference (vaccine - control), with corresponding 95% confidence limits. These values will then be back-transformed to give geometric means for the vaccine and control groups and a ratio of geometric means (vaccine/control), with corresponding 95% confidence limits. A p-value, corresponding to a 2-sided test, will be presented to compare the vaccine against the control. The p-value will be nominal as secondary endpoints are not controlled for multiplicity.

To support these analyses, descriptive statistics will be produced for the vaccine and control groups. Full details will be documented in the SAP.

9.4.2.3 Exploratory Endpoints

Full details of the analyses for the exploratory endpoints will be specified in the SAP.

9.4.3 Safety

9.4.3.1 Primary Endpoints

Overview

The safety of AZD1222 will primarily be assessed by:

- Incidence of AEs for 28 days post each dose of study intervention
- Incidence of SAEs from Day 1 post treatment through Day 730
- Incidence of MAAE (defined in Section 8.3.8) and AESIs (defined in Section 8.3.9) from Day 1 post treatment through Day 730
- Incidence of local and systemic solicited AEs for 7 days post each dose of study intervention

AE severity will be graded according to the US FDA guidance (FDA 2007) and coded using the most recent version of the Medical Dictionary for Regulatory Activities. AEs will be presented for each treatment group by system organ class and preferred term. Summaries will include the number and percentage of participants reporting at least one event, number of events and exposure adjusted rates, where appropriate.

An overview of AEs will be presented for each treatment group, including the number and percentage of participants with any AE and SAEs. Summaries will present the relationship to study intervention as assessed by the investigator, maximum intensity, seriousness, and death.

A listing will cover details for each individual AE. Full details of all AE analyses will be provided in the SAP, including intercurrent events for safety due to potential unblinding of participants for administration of licensed and/or approved SARS-CoV-2 or COVID-19 vaccine.

9.4.3.2 Other Safety Endpoints

Vital Signs

For SARS-CoV-2-positive participants, vital sign measurements will be performed as specified in the SoA (Section 1.3). The set of assessments will include pulse oximetry, blood pressure, and body temperature.

Details of all vital sign analyses will be provided in the SAP, which will include descriptive statistics presented for observed and change from baseline values for all vital sign parameters.

9.4.4 Methods for Multiplicity Control

The primary efficacy endpoint and 4 key secondary endpoints will be assessed at 2 time points during the study, given an interim analysis and a primary analysis. A Lan-DeMets alpha-spending function has been used to account for multiplicity of the primary endpoint across the 2 time points, with 0.31% alpha at the interim analysis and 4.9% at the primary analysis. Thus,

the interim and primary analyses will present estimates with 2-sided 99.69% and 95.10% CIs, respectively, and statistical significance will be achieved if the 2-sided CIs are $> 30\%$. At the interim or primary analysis, the success criterion for the study will be statistical significance with an observed VE point estimate of at least 50%. If the primary endpoint achieves statistical significance at the 0.31% level at the interim (or at the 4.9% level at the primary), a hierarchical approach will be used to control for multiplicity of the primary and key secondary efficacy endpoints. That is, the null hypotheses for these efficacy endpoints will be tested in a hierarchical order, and the subsequent null hypothesis will be tested at a significance level of 0.31% or 4.9% (2-sided), at the interim and primary analysis, respectively, only if the prior null hypothesis is rejected.

A formal assessment of the key secondary efficacy endpoints at the interim or primary will only be conducted if the statistical significance of the primary efficacy endpoint is demonstrated at 2-sided alpha of 0.31% at the interim or 4.9% at the primary analysis. With that, the overall Type I error is controlled at 0.05. Therefore, no further multiplicity adjustment is necessary.

The testing strategy at the interim analysis or primary analysis will be as follows:

Step 1:

- 1 Interim analysis: Perform the test of primary endpoint with 0.31% alpha level. If the 2-sided 99.69% CI is $> 30\%$ with VE point estimate $\geq 50\%$, then proceed to Step 2. Otherwise no null hypothesis is rejected for the interim analysis.
- 2 Primary analysis: Perform the test of primary endpoint with 4.9% alpha level. If the 2-sided 95.10% CI is $> 30\%$ with VE point estimate $\geq 50\%$, then proceed to Step 2. Otherwise no null hypothesis is rejected for the primary analysis.

Step 2:

- 1 Interim analysis: Test the 4 key secondary endpoints at the significance level of 0.31% using hierarchical fixed-sequence testing in the order below. If the 2-sided 99.69% CI is $> 0\%$, then proceed to the next endpoint.
- 2 Primary analysis: Test the 4 key secondary endpoints at the significance level of 4.9% using hierarchical fixed-sequence testing in the order below. If the two-sided 95.10% CI is $> 0\%$, then proceed to the next endpoint.
 - (a) Key Secondary Endpoint 1: Incidence of the first case of SARS-CoV-2 RT-PCR-positive symptomatic illness occurring ≥ 15 days post second dose of study intervention regardless of evidence of prior SARS-CoV-2 infection.
 - (b) Key Secondary Endpoint 2: Incidence of the first case of SARS-CoV-2 RT-PCR-positive severe or critical symptomatic COVID-19 occurring ≥ 15 days post second dose of study intervention.

- (c) Key Secondary Endpoint 3: Incidence of COVID-19-related Emergency Department visits occurring ≥ 15 days post second dose of study intervention.
- (d) Key Secondary Endpoint 4: Incidence of the first post-treatment response (negative at baseline to positive post treatment with study intervention) for SARS-CoV-2 Nucleocapsid antibodies occurring ≥ 15 days post second dose of study intervention.

In the event that the results of the interim or primary analysis are statistically significant for the primary efficacy endpoint based on the above testing strategy, an additional analysis will be performed once all participants have completed their first year of follow up. This analysis will use the same testing strategy described above for primary and key secondary endpoints, with a 5% alpha level.

9.4.5 Sensitivity Analyses

For Part 1 and Part 2, sensitivity analyses will be explored to assess the robustness of treatment effects for the primary efficacy endpoint, where different missing data mechanisms will be explored using multiple imputation approaches. Full details of the sensitivity analyses will be specified in the SAP, and documented prior to the primary DBL.

9.4.6 Subgroup Analyses

For Part 1 and Part 2, subgroup analyses will be carried out to assess the consistency of the treatment effect across key, pre-defined, subgroups. These analyses will focus on the primary efficacy endpoint, and they may be performed on secondary and exploratory endpoints if deemed appropriate. The list of subgroups includes, but may not be limited to: gender, age, and serostatus at baseline. Full details of all subgroup analyses will be described in the SAP, including hypotheses that will be tested and the covariates and interaction terms to be included in the statistical models.

9.5 Interim Analyses

Part 1 only has been powered to include an interim efficacy analysis, based on the primary efficacy endpoint. The statistical analysis described in Section 9.4.2.1 will be carried out by the COVID-19 Vaccine DSMB when approximately 75 events have been reported across the active and control groups (ie, when approximately 50% of the total amount of statistical information is available) within the population of participants who are seronegative at baseline. A statistically significant finding at the interim analysis (ie, 2-sided 99.69% CI is $> 30\%$) will not be considered a reason to stop the study, but instead will be interpreted as early assessment of efficacy. The SAP will describe the planned interim analyses in greater detail.

9.6 Data Safety Monitoring Committee

An independent COVID-19 Vaccine DSMB will provide oversight, to ensure safe and ethical conduct of the study. During the study, the benefit/risk assessment will be continuously monitored by the COVID-19 Vaccine DSMB to ensure that the balance remains favorable. Further details, composition, and operation of the COVID-19 Vaccine DSMB will be described in a separate COVID-19 Vaccine DSMB charter.

For details on the COVID-19 Vaccine DSMB, refer to [Appendix A 5](#).

10 SUPPORTING DOCUMENTATION AND OPERATIONAL CONSIDERATIONS

Appendix A Regulatory, Ethical, and Study Oversight Considerations

A 1 Regulatory and Ethical Considerations

- This study will be conducted in accordance with the protocol and with the following:
 - Consensus ethical principles derived from international guidelines including the Declaration of Helsinki and Council for International Organizations of Medical Sciences International Ethical Guidelines
 - Applicable ICH GCP Guidelines
 - Applicable laws and regulations
- The protocol, protocol amendments, ICF, IB, and other relevant documents (eg, advertisements) must be submitted to an IRB/IEC by the investigator and reviewed and approved by the IRB/IEC before the study is initiated.
- Any amendments to the protocol will require IRB/IEC and applicable Regulatory Authority approval before implementation of changes made to the study design, except for changes necessary to eliminate an immediate hazard to study participants.
- The Sponsor will be responsible for obtaining the required authorizations to conduct the study from the concerned Regulatory Authority. This responsibility may be delegated to a CRO but the accountability remains with the Sponsor.
- The investigator will be responsible for providing oversight of the conduct of the study at the site and adherence to requirements of 21 CFR, ICH guidelines, the IRB/IEC, European Regulation 536/2014 for clinical studies (if applicable), European Medical Device Regulation 2017/745 for clinical device research (if applicable), and all Food and Drug Administration (FDA) Regulations, as applicable and all other applicable local regulations

Regulatory Reporting Requirements for SAEs

- Prompt notification by the investigator to the Sponsor of an SAE is essential so that legal obligations and ethical responsibilities towards the safety of participants and the safety of a study intervention under clinical investigation are met.
- The Sponsor has a legal responsibility to notify both the local regulatory authority and other regulatory agencies about the safety of a study intervention under clinical investigation. The Sponsor will comply with country-specific regulatory requirements relating to safety reporting to the regulatory authority, IRBs/IECs, and investigators.
- For all studies except those utilizing medical devices, investigator safety reports must be prepared for suspected unexpected serious adverse reactions (SUSAR) according to local regulatory requirements and Sponsor policy and forwarded to investigators as necessary.
 - European Medical Device Regulation 2017/745 for clinical device research (if applicable), and all other applicable local regulations
- An investigator who receives an investigator safety report describing an SAE or other specific safety information (eg, summary or listing of SAEs) from the Sponsor will

review and then file it along with the Investigator's Brochure and will notify the IRB/IEC, if appropriate according to local requirements.

A 2 Financial Disclosure

Investigators and sub-investigators will provide the Sponsor with sufficient, accurate financial information as requested to allow the Sponsor to submit complete and accurate financial certification or disclosure statements to the appropriate regulatory authorities. Investigators are responsible for providing information on financial interests during the course of the study and for 1 year after completion of the study.

A 3 Informed Consent Process

The investigator or his/her representative will explain the nature of the study to the participant or his/her legally authorized representative and answer all questions regarding the study.

- Participants must be informed that their participation is voluntary and they are free to refuse to participate and may withdraw their consent at any time and for any reason during the study. Participants or their legally authorized representative will be required to sign a statement of informed consent that meets the requirements of 21 CFR 50, local regulations, ICH guidelines, Health Insurance Portability and Accountability Act requirements, where applicable, and the IRB/IEC or study center.
- The study medical record must include a statement that written informed consent was obtained before the participant was enrolled in the study and the date the written consent was obtained. The authorized person obtaining the informed consent must also sign the ICF.
- Participants must be re-consented to the most current version of the ICF(s) during their participation in the study if required by the IRB.
- A copy of the ICF(s) must be provided to the participant or the participant's legally authorized representative.

Participants who are rescreened are required to sign a new ICF.

The ICF will contain a separate section that addresses and documents the collection and use of any mandatory and/or optional human biological samples. The investigator or authorized designee will explain to each participant the objectives of the analysis to be done on the samples and any potential future use. Participants will be told that they are free to refuse to participate in any optional samples or the future use and may withdraw their consent at any time and for any reason during the retention period.

A 4 Data Protection

- Participants will be assigned a unique identifier by the Sponsor. Any participant records or datasets that are transferred to the Sponsor will contain the identifier only; participant

names or any information which would make the participant identifiable will not be transferred.

- The participant must be informed that his/her personal study-related data will be used by the Sponsor in accordance with local data protection law. The level of disclosure and use of their data must also be explained to the participant in the informed consent.
- The participant must be informed that his/her medical records may be examined by Clinical Quality Assurance auditors or other authorized personnel appointed by the Sponsor, by appropriate IRB/IEC members, and by inspectors from regulatory authorities.

A 5 Committee Structure

The safety of all Sponsor clinical studies is closely monitored on an ongoing basis by Sponsor representatives in consultation with Patient Safety. Issues identified will be addressed; for instance, this could involve amendments to the Clinical Study Protocol and letters to investigators.

A PSRT comprised of Sponsor, COVID-19 Prevention Network, Biomedical Advanced Research and Development Authority, and NIAID medical officers will be convened to oversee blinded safety surveillance of participants during the study. Further details, composition, and operation of the PSRT will be described in a separate COVID-19 Prevention Network PSRT Charter.

A COVID-19 Vaccine DSMB organized by the National Institutes of Health, National Institute for Allergy and Infectious Diseases, comprised of independent experts will be convened to provide oversight, to ensure safe and ethical conduct of the study. The COVID-19 Vaccine DSMB will facilitate the interim analysis for safety and efficacy and have the responsibility of evaluating cumulative safety and other clinical study data at regular intervals and making appropriate recommendations based on the available data. During the study, the benefit/risk assessment will be continuously monitored by the COVID-19 Vaccine DSMB to ensure that the balance remains favorable. For example, events of potential vaccine-associated enhanced respiratory disease will be evaluated by periodic reviews of COVID-19 cases by the DSMB. Specifically, the study will be paused for DSMB review if a statistically significantly higher risk ratio (> 1), at the 1-sided 5% significance level, is seen for cases of severe COVID-19 in the vaccine arm compared to the saline placebo arm. This assessment for a potentially increased risk ratio will begin after 8 cases of severe COVID-19 have accrued in the study. Based on the output of the review, the study could be paused for further evaluation of the potential signal. Full details of the COVID-19 Vaccine DSMB composition and operations can be found in the COVID-19 Vaccine DSMB Charter.

An independent Neurological AESI Expert Committee will be available to review and provide advice to the PSRT and the COVID-19 Vaccine DSMB on request about the diagnosis and causality assessment of selected neurological AESIs occurring in the AZD1222 clinical

development program. Details on the composition and operation of this committee are described in the Neurological AESI Expert Committee Charter.

A blinded independent efficacy adjudication committee will review relevant data of potential cases for the COVID-19-related efficacy endpoint evaluations. More detail on this process will be provided in the SAP and the Efficacy Adjudication Committee Charter.

A 6 Dissemination of Clinical Study Data

A description of this clinical study will be available on <http://astrazenecagrouptrials.pharmacm.com> and <http://www.clinicaltrials.gov> as will the summary of the study results when they are available. The clinical study and/or summary of study results may also be available on other websites according to the regulations of the countries in which the study is conducted.

A 7 Data Quality Assurance

- All participant data relating to the study will be recorded on eCRF unless transmitted to the Sponsor or designee electronically (eg, laboratory data). The investigator is responsible for verifying that data entries are accurate and correct by electronically signing the eCRF.
- The investigator must maintain accurate documentation (source data) that supports the information entered in the eCRF.
- The investigator must permit study-related monitoring, audits, IRB/IEC review, and regulatory agency inspections and provide direct access to source data documents.
- Monitoring details describing strategy (eg, risk-based initiatives in operations and quality such as Risk Management and Mitigation Strategies and Analytical Risk-Based Monitoring), methods, responsibilities and requirements, including handling of noncompliance issues and monitoring techniques (central, remote, or on-site monitoring) are provided in the relevant study plans.
- The Sponsor or designee is responsible for the data management of this study including quality checking of the data.
- The Sponsor assumes accountability for actions delegated to other individuals (eg, Contract Research Organizations).
- Study monitors will perform ongoing source data verification to confirm that data entered into the eCRF by authorized site personnel are accurate, complete, and verifiable from source documents; that the safety and rights of participants are being protected; and that the study is being conducted in accordance with the currently approved protocol and any other study agreements, ICH GCP, and all applicable regulatory requirements.
- Records and documents, including signed ICFs, pertaining to the conduct of this study must be retained by the investigator for 15 years after study completion unless local regulations or institutional policies require a longer retention period. No records may be destroyed during the retention period without the written approval of the Sponsor. No

records may be transferred to another location or party without written notification to the sponsor.

A 8 Source Documents

- Source documents provide evidence for the existence of the participant and substantiate the integrity of the data collected. Source documents are filed at the investigator's site.
- Data entered in the eCRF that are transcribed from source documents must be consistent with the source documents or the discrepancies must be explained. The investigator may need to request previous medical records or transfer records, depending on the study. Also, current medical records must be available.

A 9 Study and Site Start and Closure

The first act of recruitment is the first participant screened and will be the study start date.

The Sponsor designee reserves the right to close the study site or terminate the study at any time for any reason at the sole discretion of the Sponsor. Study sites will be closed upon study completion. A study site is considered closed when all required documents and study supplies have been collected and a study-site closure visit has been performed.

The investigator may initiate study-site closure at any time, provided there is reasonable cause and sufficient notice is given in advance of the intended termination.

Reasons for the early closure of a study site by the Sponsor or investigator may include but are not limited to:

- Failure of the investigator to comply with the protocol, the requirements of the IRB/IEC or local health authorities, the Sponsor's procedures, or GCP guidelines
- Inadequate recruitment of participants by the investigator
- Discontinuation of further study intervention development

If the study is prematurely terminated or suspended, the Sponsor shall promptly inform the investigators, the IECs/IRBs, the regulatory authorities, and any contract research organization(s) used in the study of the reason for termination or suspension, as specified by the applicable regulatory requirements. The investigator shall promptly inform the participant and should assure appropriate participant therapy and/or follow-up.

Participants from terminated sites may have the opportunity to be transferred to another site to continue the study.

A 10 Publication Policy

- The results of this study may be published or presented at scientific meetings. If this is foreseen, the investigator agrees to submit all manuscripts or abstracts to the Sponsor before submission. This allows the Sponsor to protect proprietary information and to provide comments.
- The Sponsor will comply with the requirements for publication of study results. In accordance with standard editorial and ethical practice, the Sponsor will generally support publication of multicenter studies only in their entirety and not as individual site data. In this case, a coordinating investigator will be designated by mutual agreement.
- Authorship will be determined by mutual agreement and in line with International Committee of Medical Journal Editors authorship requirements.

Appendix B Adverse Events: Definitions and Procedures for Recording, Evaluating, Follow-up, and Reporting

B 1 Definition of Adverse Events

An AE is the development of any untoward medical occurrence in a patient or clinical study participant administered a medicinal product and which does not necessarily have a causal relationship with this treatment. An AE can therefore be any unfavorable and unintended sign (eg, an abnormal laboratory finding), symptom (for example nausea, chest pain), or disease temporally associated with the use of a medicinal product, whether or not considered related to the medicinal product.

The term AE is used to include both SAEs and non-SAEs and can include a deterioration of a pre-existing medical occurrence. An AE may occur at any time, including run-in or washout periods, even if no study intervention has been administered.

B 2 Definition of Serious Adverse Events

An SAE is an AE occurring during any study phase (ie, run-in, treatment, washout, follow-up), that fulfils one or more of the following criteria:

- Results in death
- Is immediately life-threatening
- Requires in-participant hospitalization or prolongation of existing hospitalization
- Results in persistent or significant disability or incapacity
- Is a congenital abnormality or birth defect
- Is an important medical event that may jeopardize the participant or may require medical treatment to prevent one of the outcomes listed above.

AEs for **malignant tumors** reported during a study should generally be assessed as **SAEs**. If no other seriousness criteria apply, the 'Important Medical Event' criterion should be used. In certain situations, however, medical judgement on an individual event basis should be applied to clarify that the malignant tumor event should be assessed and reported as a **non-SAE**. For example, if the tumor is included as medical history and progression occurs during the study, but the progression does not change treatment and/or prognosis of the malignant tumor, the AE may not fulfil the attributes for being assessed as serious, although reporting of the progression of the malignant tumor as an AE is valid and should occur. Also, some types of malignant tumors, which do not spread remotely after a routine treatment that does not require hospitalization, may be assessed as non-serious; examples in adults include Stage 1 basal cell carcinoma and Stage 1A1 cervical cancer removed via cone biopsy.

Life Threatening

‘Life-threatening’ means that the participant was at immediate risk of death from the AE as it occurred or it is suspected that use or continued use of the study intervention would result in the participant’s death. ‘Life-threatening’ does not mean that had an AE occurred in a more severe form it might have caused death (eg, hepatitis that resolved without hepatic failure).

Hospitalization

Outpatient treatment in an emergency room is not in itself an SAE, although the reasons for it may be (eg, bronchospasm, laryngeal oedema). Hospital admissions and/or surgical operations planned before or during a study are not considered AEs if the illness or disease existed before the participant was enrolled in the study, provided that it did not deteriorate in an unexpected way during the study.

Important Medical Event or Medical Treatment

Medical and scientific judgement should be exercised in deciding whether a case is serious in situations where important medical events may not be immediately life threatening or result in death, hospitalization, disability, or incapacity but may jeopardize the participant or may require medical treatment to prevent one or more outcomes listed in the definition of serious. These should usually be considered as serious.

Simply stopping the suspect drug does not mean that it is an important medical event; medical judgement must be used.

Examples of important medical events include such events as listed below:

- Angioedema not severe enough to require intubation but requiring iv hydrocortisone treatment
- Hepatotoxicity caused by acetaminophen overdose requiring treatment with N-acetylcysteine
- Intensive treatment in an emergency room or at home for allergic bronchospasm
- Blood dyscrasias (eg, neutropenia or anaemia requiring blood transfusion, etc.) or convulsions that do not result in hospitalisation
- Development of drug dependency or drug abuse

Intensity Rating Scale

The grading scales found in the US FDA guidance for healthy volunteers enrolled in a preventive vaccine clinical study ([FDA 2007](#)) will be utilized for all events with an assigned severity grading.

It is important to distinguish between serious and severe AEs. Severity is a measure of intensity whereas seriousness is defined by the criteria in [Appendix B 2](#). An AE of severe

intensity need not necessarily be considered serious. For example, nausea that persists for several hours may be considered severe nausea, but not an SAE unless it meets the criteria shown in [Appendix B 2](#). On the other hand, a stroke that results in only a limited degree of disability may be considered a mild stroke but would be an SAE when it satisfies the criteria shown in [Appendix B 2](#).

B 3 A Guide to Interpreting the Causality Question

When making an assessment of causality consider the following factors when deciding if there is a ‘reasonable possibility’ that an AE may have been caused by the IMP.

- Time Course. Exposure to suspect drug. Has the participant actually received the suspect drug? Did the AE occur in a reasonable temporal relationship to the administration of the suspect IMP?
- Consistency with known IMP profile. Was the AE consistent with the previous knowledge of the suspect IMP (pharmacology and toxicology) or drugs of the same pharmacological class? Or could the AE be anticipated from its pharmacological properties?
- De-challenge experience. Did the AE resolve or improve on stopping or reducing the dose of the suspect IMP?
- No alternative cause. The AE cannot be reasonably explained by another aetiology such as the underlying disease, other drugs, other host or environmental factors.
- Re-challenge experience. Did the AE reoccur if the suspected IMP was reintroduced after having been stopped? AstraZeneca would not normally recommend or support a re-challenge.
- Laboratory tests. A specific laboratory investigation (if performed) has confirmed the relationship.

In difficult cases, other factors could be considered such as:

- Is this a recognized feature of overdose of the IMP?
- Is there a known mechanism?

Causality of ‘related’ is made if following a review of the relevant data, there is evidence for a ‘reasonable possibility’ of a causal relationship for the individual case. The expression ‘reasonable possibility’ of a causal relationship is meant to convey, in general, that there are facts (evidence) or arguments to suggest a causal relationship.

The causality assessment is performed based on the available data including enough information to make an informed judgment. With no available facts or arguments to suggest a causal relationship, the event(s) will be assessed as ‘not related’.

Causal relationship in cases where the disease under study has deteriorated due to lack of effect should be classified as no reasonable possibility.

B 4 Medication Error

For the purposes of this clinical study a medication error is an unintended failure or mistake in the treatment process for an AstraZeneca study intervention that either causes harm to the participant or has the potential to cause harm to the participant.

A medication error is not lack of efficacy of the IMP, but rather a human or process related failure while the IMP is in control of the study site staff or participant.

Medication error includes situations where an error.

- Occurred
- Was identified and intercepted before the participant received the IMP
- Did not occur, but circumstances were recognised that could have led to an error

Examples of events to be reported in clinical studies as medication errors:

- IMP name confusion
- Dispensing error eg, medication prepared incorrectly, even if it was not actually given to the participant
- IMP not administered as indicated, for example, wrong route or wrong site of administration
- IMP not taken as indicated eg, tablet dissolved in water when it should be taken as a solid tablet
- IMP not stored as instructed eg, kept in the fridge when it should be at room temperature
- Wrong participant received the medication (excluding IRT errors)
- Wrong IMP administered to participant (excluding IRT errors)

Examples of events that **do not** require reporting as medication errors in clinical studies:

- Errors related to or resulting from IRT - including those which lead to one of the above listed events that would otherwise have been a medication error
- Participant accidentally missed IMP dose(s) eg, forgot to take medication
- Accidental overdose (will be captured as an overdose)
- Errors related to background and rescue medication, or standard of care medication in open label studies, even if an AstraZeneca product

Medication errors are not regarded as AEs but AEs may occur as a consequence of the medication error.

Appendix C Handling of Human Biological Samples

C 1 Chain of Custody

A full chain of custody is maintained for all samples throughout their lifecycle.

The investigator at each study site keeps full traceability of collected biological samples from the participants while in storage at the study site until shipment or disposal (where appropriate) and records relevant processing information related to the samples whilst at site.

The sample receiver keeps full traceability of the samples while in storage and during use until used or disposed of or until further shipment and keeps record of receipt of arrival and onward shipment or disposal.

The Sponsor or delegated representatives will keep oversight of the entire life cycle through internal procedures, monitoring of study sites, auditing or process checks, and contractual requirements of external laboratory providers

Samples retained for further use will be stored in the AstraZeneca-assigned biobanks or other sample archive facilities and will be tracked by the appropriate AstraZeneca Team during for the remainder of the sample life cycle.

C 2 Withdrawal of Informed Consent for Donated Biological Samples

The Sponsor ensures that biological samples are destroyed at the end of a specified period as described in the informed consent.

If a participant withdraws consent to the use of donated biological samples, the samples will be disposed of/destroyed/repatriated, and the action documented. If samples are already analyzed, the Sponsor is not obliged to destroy the results of this research.

Following withdrawal of consent for biological samples, further study participation should be considered in relation to the withdrawal processes.

The investigator:

- Ensures participant's withdrawal of informed consent to the use of donated samples is highlighted immediately to the Sponsor or delegate.
- Ensures that relevant human biological samples from that participant, if stored at the study site, are immediately identified, disposed of as appropriate, and the action documented.
- Ensures that the participant and the Sponsor are informed about the sample disposal.

The Sponsor ensures the organization(s) holding the samples is/are informed about the withdrawn consent immediately and that samples are disposed of or repatriated as appropriate, and the action is documented and study site is notified.

C 3 International Airline Transportation Association 6.2 Guidance Document

LABELLING AND SHIPMENT OF BIOHAZARD SAMPLES

International Airline Transportation Association (IATA)

(<https://www.iata.org/whatwedo/cargo/dgr/Pages/download.aspx>) classifies infectious substances into 3 categories: Category A, Category B or Exempt

Category A Infectious Substances are infectious substances in a form that, when exposure to it occurs, is capable of causing permanent disability, life-threatening or fatal disease in otherwise healthy humans or animals.

Category A Pathogens are, eg, Ebola, Lassa fever virus. Infectious substances meeting these criteria which cause disease in humans or both in humans and animals must be assigned to UN 2814. Infectious substances which cause disease only in animals must be assigned to UN 2900.

Category B Infectious Substances are infectious Substances that do not meet the criteria for inclusion in Category A. Category B pathogens are, eg, Hepatitis A, C, D, and E viruses. They are assigned the following UN number and proper shipping name:

- UN 3373 – Biological Substance, Category B
- are to be packed in accordance with UN 3373 and IATA 650

Exempt - Substances which do not contain infectious substances or substances which are unlikely to cause disease in humans or animals are not subject to these Regulations unless they meet the criteria for inclusion in another class.

- Clinical study samples will fall into Category B or exempt under IATA regulations
- Clinical study samples will routinely be packed and transported at ambient temperature in IATA 650 compliant packaging (<https://www.iata.org/whatwedo/cargo/dgr/Documents/DGR-60-EN-PI650.pdf>).
- Biological samples transported in dry ice require additional dangerous goods specification for the dry-ice content

Appendix D Toxicity Grading Scales for Solicited Adverse Events

The toxicity grading scales for the solicited AEs were modified and abridged from the US FDA Guidance on Toxicity Grading Scale for Healthy Adult and Adolescent Volunteers Enrolled in Preventive Vaccine Clinical Trials ([FDA 2007](#)).

- [Table 10](#): Clinical Abnormalities, Local Reactions to Injectable Product
- [Table 11](#): Clinical Abnormalities, Vital Signs
- [Table 12](#): Clinical Abnormalities, Systemic (General or Illness)

Table 10 Tables for Clinical Abnormalities: Local Reactions to Injectable Product

Local Reaction to Injectable Product	Reaction Grade			
	Mild (Grade 1)	Moderate (Grade 2)	Severe (Grade 3)	Life Threatening (Grade 4)
Pain	Does not interfere with activity	Repeated use of non-narcotic pain reliever > 24 hours or interferes with activity	Any use of narcotic pain reliever or prevents daily activity	ER visit or hospitalization
Tenderness	Mild discomfort to touch	Discomfort with movement	Significant discomfort at rest	ER visit or hospitalization
Erythema/redness ^{a, b}	1-2 inches (2.5–5 cm)	> 2-4 inches (5.1–10 cm)	> 4 inches (> 10 cm)	Necrosis or exfoliative dermatitis
Induration/swelling ^{a, b}	1-2 inches (2.5–5 cm)	>2-4 inches (5.1–10 cm)	> 4 inches (> 10 cm)	Necrosis

^a In addition to grading the measured local reaction at the greatest single diameter, the measurement should be recorded as a continuous variable. Reactions < 0.25 inches (< 0.6 centimeters) in diameter will not be recorded.

^b Grade 4 erythema or induration is determined by study site with participant input rather than being recorded directly in Solicited AE e-Diary.

ER = emergency room.

Table 11 Tables for Clinical Abnormalities: Vital Signs

Vital Sign ^a	Vital Signs Grade			
	Mild (Grade 1)	Moderate (Grade 2)	Severe (Grade 3)	Potentially Life Threatening (Grade 4)
Fever (°C) ^b (°F) ^b	37.9-38.4 100.1-101.1	38.5-38.9 101.2-102.0	39.0-40 102.1-104	> 40 > 104
Tachycardia (beats/minute)	101-115	116- 130	> 130	ER visit or hospitalization for arrhythmia
Bradycardia (beats/minute) ^c	50-54	45-49	< 45	ER visit or hospitalization for arrhythmia
Hypertension; systolic (mm Hg)	141-150	151-155	> 155	ER visit or hospitalization for malignant hypertension
Hypertension; diastolic (mm Hg)	91-95	96-100	> 100	ER visit or hospitalization for malignant hypertension
Hypotension; systolic (mm Hg)	85-89	80-84	< 80	ER visit or hospitalization for hypotensive shock
Respiratory rate (breaths/minute)	17-20	21-25	> 25	Intubation

Note: Record vital signs as adverse events only if clinically relevant and changed from baseline.

^a Participant should be at rest for vital signs measurements

^b No recent hot or cold beverages or smoking

^c Use clinical judgment when characterizing bradycardia among some healthy participant populations, for example, conditioned athletes

ER = emergency room; Hg = mercury.

Table 12 Tables for Clinical Abnormalities: Systemic (General or Illness)

Systemic (General)	Systemic Grade			
	Mild (Grade 1)	Moderate (Grade 2)	Severe (Grade 3)	Potentially Life Threatening (Grade 4)
Nausea/vomiting	No interference with activity or 1-2 episodes/24 hrs	Some interference with activity or > 2 episodes/24 hrs	Prevents daily activity, required outpatient IV hydration	ER visit or hospitalization for hypotensive shock
Chills	No interference with activity	Some interference with activity	Significant; prevents daily activity	ER visit or hospitalization
Headache	No interference with activity	Repeated use of non-narcotic pain reliever > 24 hrs or some interference with activity	Significant; any use of narcotic pain reliever or prevents daily activity	ER visit or hospitalization
Fatigue	No interference with activity	Some interference with activity	Significant; prevents daily activity	ER visit or hospitalization
Myalgia	No interference with activity	Some interference with activity	Significant; prevents daily activity	ER visit or hospitalization
Systemic Illness				
Illness or clinical adverse event (as defined according to applicable regulations)	No interference with activity	Some interference with activity not requiring intervention	Prevents daily activity and required medical intervention	ER visit or hospitalization

ER = emergency room; hrs = hours; IV = intravenous.

Appendix E Adverse Events of Special Interest

AZD1222 AESIs are based on Brighton Collaboration case definitions ([Serazin et al 2020](#), [SPEAC 2020](#), [Vogel et al 2020](#)), clinical experience, and scientific interest. There is no current evidence to suggest that AZD1222 is associated with these AESIs.

Table 13 Adverse Events of Special Interest

AESI	Medical Concept
Neurologic	<u>Generalized convulsion</u> : Seizures are episodes of neuronal hyperactivity most commonly resulting in sudden, involuntary muscular contractions. They may also manifest as sensory disturbances, autonomic dysfunction and behavioral abnormalities, and impairment or loss of consciousness.
	<u>Guillain-Barré syndrome</u> : GBS is a peripheral nerve demyelinating disease, which can present as temporary ascending paralysis.
	<u>Acute disseminated encephalomyelitis</u> : ADEM is defined as a uniphasic syndrome of brain inflammation and demyelination occurring in temporal association with an antecedent immunologic challenge, such as infection or an immunization. ADEM most commonly occurs in the pediatric population.
	<u>Other neurologic events</u> : These events would include new onset event (acute or subacute) motor and sensory disturbances (eg, weakness, numbness, paresthesias, hypoesthesia, hyperesthesia, dysesthesias), bowel/bladder dysfunction, gait impairment, or visual disturbance, or any event of myelitis, encephalomyelitis, myelitis transverse, or other sudden neurological deficit.
Vascular	<u>Thrombotic, thromboembolic, and neurovascular events</u> : These are events that can manifest as transient or permanent vision problems, dizziness, trouble understanding, facial droop, slurred speech, unilateral weakness, deep vein thrombosis with swollen, warm or painful leg, pulmonary embolism with shortness of breath, chest pain or irregular heart rate.
Hematologic	<u>Thrombocytopenia</u> : Thrombocytopenia is a disorder in which there is an abnormally low platelet count; a normal platelet count ranges from 150 000 to 450 000 platelets per μL .
Respiratory	<u>Acute respiratory distress syndrome</u> : ARDS is a life-threatening condition resulting from acute inflammatory lung injury. It is characterized by diffuse alveolar damage with hypoxemia and poor lung compliance ultimately resulting in direct epithelial pulmonary injury with or without injury to the endothelium (Serazin et al 2020).
Immunologic	<u>Vasculitides</u> : Vasculitides are a group of related disorders characterized by inflammation of blood vessels (vasculitis) leading to tissue or end-organ injury.
	<u>Anaphylaxis</u> : Anaphylaxis an acute hypersensitivity reaction with multi-organ-system involvement that can present as, or rapidly progress to, a severe life-threatening reaction requiring immediate medical attention.

Table 13 Adverse Events of Special Interest

AESI	Medical Concept
Immunologic (Continued)	<u>Vaccine-associated enhanced respiratory disease</u> : The pathogenicity of VAERD has been linked to a vaccine immune response characterized by induction of non-neutralizing antibodies, and a T-cell response of the Th2 type with hypereosinophilia (Lambert et al 2020). VAERD may manifest as a severe form of respiratory disease with prolonged fever, and diverse clinical manifestations of disease severity and pathological changes marked by increased areas of lung consolidation, broncho-interstitial pneumonia, and necrotizing bronchiolitis (Rajão et al 2016).
	<u>Multisystem inflammatory syndrome in children/adults</u> : The pathophysiology of MIS-C/A is not well understood. It is a rare, but serious condition associated with COVID-19 (Vogel et al 2020). Though MIS-C/A are distinct from both KD and TSS, they are severe inflammatory conditions. They appear to be a post-infectious manifestation of COVID-19. Symptoms can include persistent fever, hypotension, gastrointestinal symptoms, rash, myocarditis, and laboratory findings associated with increased inflammation.
	<u>Potential immune-mediated conditions</u> : These conditions are a group of autoimmune inflammatory disorders characterized by an alteration in cellular homeostasis, which may or may not have an autoimmune aetiology. A list of events is provided in Table 14.

ADEM = acute disseminated encephalomyelitis; AESI = adverse event of special interest; ARDS = Acute respiratory distress syndrome; GBS = Guillain-Barré syndrome; KD = Kawasaki disease; MIS-C/A = multisystem inflammatory syndrome in children and adults; TSS = toxic shock syndrome; VAERD = vaccine-associated enhanced respiratory disease.

Table 14 List of Potential Immune-mediated Medical Conditions

Category	Condition
Gastrointestinal disorders	Celiac disease
	Crohn's disease
	Ulcerative colitis
	Ulcerative proctitis
Liver disorders	Autoimmune cholangitis
	Autoimmune hepatitis
	Primary biliary cirrhosis
	Primary sclerosing cholangitis
Metabolic diseases	Addison's disease
	Autoimmune thyroiditis (including Hashimoto thyroiditis)
	Diabetes mellitus type I
	Grave's or Basedow's disease

Table 14 List of Potential Immune-mediated Medical Conditions

Category	Condition
Musculoskeletal disorders	Antisynthetase syndrome
	Dermatomyositis
	Juvenile chronic arthritis (including Still's disease)
	Mixed connective tissue disorder
	Polymyalgia rheumatic
	Polymyositis
	Psoriatic arthropathy
	Relapsing polychondritis
	Rheumatoid arthritis
	Scleroderma, including diffuse systemic form and CREST syndrome
	Spondyloarthritis, including ankylosing spondylitis, reactive arthritis (Reiter's Syndrome) and undifferentiated spondyloarthritis
	Systemic lupus erythematosus
	Systemic sclerosis
Neuroinflammatory disorders	Acute disseminated encephalomyelitis, including site specific variants (eg, non-infectious encephalitis, encephalomyelitis, myelitis, radiculomyelitis)
	Cranial nerve disorders, including paralyses/paresis (eg, Bell's palsy)
	Guillain-Barré syndrome, including Miller Fisher syndrome and other variants
	Immune-mediated peripheral neuropathies and plexopathies, including chronic inflammatory demyelinating polyneuropathy, multifocal motor neuropathy and polyneuropathies associated with monoclonal gammopathy
	Multiple sclerosis
	Neuromyelitis optica spectrum disorder
	Narcolepsy
	Optic neuritis
	Transverse myelitis
	Myasthenia gravis, including Eaton-Lambert syndrome
Skin disorders	Alopecia areata
	Autoimmune bullous skin diseases, including pemphigus, pemphigoid and dermatitis herpetiformis
	Cutaneous lupus erythematosus
	Erythema nodosum
	Morphoea

Table 14 List of Potential Immune-mediated Medical Conditions

Category	Condition
	Lichen planus
	Psoriasis
	Rosacea
	Sweet's syndrome
	Vitiligo
Vasculitides	Large vessels vasculitis including: giant cell arteritis such as Takayasu's arteritis and temporal arteritis
	Medium sized and/or small vessels vasculitis including: polyarteritis nodosa, Kawasaki's disease, microscopic polyangiitis, Wegener's granulomatosis, Churg– Strauss syndrome (allergic granulomatous angiitis), Buerger's disease, thromboangiitis obliterans, necrotizing vasculitis and anti-neutrophil cytoplasmic antibody (ANCA) positive vasculitis (type unspecified), Henoch-Schonlein purpura, Behcet's syndrome, leukocytoclastic vasculitis
Other	Antiphospholipid syndrome
	Autoimmune hemolytic anemia
	Autoimmune glomerulonephritis (including IgA nephropathy, glomerulonephritis rapidly progressive, membranous glomerulonephritis, membranoproliferative glomerulonephritis, and mesangioproliferative glomerulonephritis)
	Autoimmune myocarditis/cardiomyopathy
	Autoimmune thrombocytopenia
	Goodpasture syndrome
	Idiopathic pulmonary fibrosis
	Pernicious anemia
	Raynaud's phenomenon
	Sarcoidosis
	Sjögren's syndrome
	Stevens-Johnson syndrome
	Uveitis

Appendix F Overview of Primary and Secondary Efficacy Objectives, Endpoints, and Associated Case Definitions

Table 15 Overview of Primary and Secondary Efficacy Objectives, Endpoints, and Associated Case Definitions

	Objective	Endpoint	Case Definition
Primary	To estimate the efficacy of 2 IM doses of AZD1222 compared to saline placebo for the prevention of COVID-19	A binary response, whereby a participant with negative serostatus at baseline is defined as a COVID-19 case if their first case of SARS-CoV-2 RT-PCR-positive symptomatic illness occurs \geq 15 days post second dose of study intervention. Otherwise, a participant is not defined as a COVID-19 case.	<p>Participant must have RT-PCR-confirmed SARS-CoV-2 and meet the following criteria at any point from their initial illness visit at the site (Day 1) through their second illness visit (Day 14):</p> <ol style="list-style-type: none"> 1 One or more Category A findings <p>OR</p> <ol style="list-style-type: none"> 2 Two or more Category B findings <p><i>Category A:</i></p> <ul style="list-style-type: none"> • Pneumonia diagnosed by chest x-ray, or computed tomography scan • Oxygen saturation of \leq 94% on room air or requiring either new initiation or escalation in supplemental O₂ • New or worsening dyspnea/shortness of breath <p><i>Category B:</i></p> <ul style="list-style-type: none"> • Fever $>$ 100 °F ($>$ 37.8 °C) or feverishness • New or worsening cough • Myalgia/muscle pain • Fatigue that interferes with activities of daily living • Vomiting and/or diarrhea (only one finding to be counted toward endpoint definition) • Anosmia and/or ageusia (only one finding to be counted toward endpoint definition)

Table 15 Overview of Primary and Secondary Efficacy Objectives, Endpoints, and Associated Case Definitions

Objective		Endpoint	Case Definition
Secondary	To estimate the efficacy of 2 IM doses of AZD1222 compared to saline placebo for the prevention of SARS-CoV-2 infection	The incidence of the first post-treatment response (negative at baseline to positive post treatment with study intervention) for SARS-CoV-2 Nucleocapsid antibodies occurring \geq 15 days post second dose of study intervention (key secondary endpoint)	The first post-treatment response (negative at baseline to positive post treatment with study intervention) for SARS-CoV-2 Nucleocapsid antibodies occurring \geq 15 days post second dose of study intervention
Secondary	To estimate the efficacy of 2 IM doses of AZD1222 compared to saline placebo for the prevention of symptomatic COVID-19 using CDC criteria	The incidence of the first case of SARS-CoV-2 RT-PCR-positive symptomatic illness occurring \geq 15 days post second dose of study intervention using CDC criteria	The first case of SARS-CoV-2 RT-PCR-positive symptomatic illness for a participant occurring \geq 15 days post second dose of study intervention using criteria from the CDC (CDC 2020): Fever Shortness of breath Difficulty breathing Chills Cough Fatigue Muscle aches Body aches Headache New loss of taste New loss of smell Sore throat Congestion Runny nose Nausea Vomiting Diarrhea

Table 15 Overview of Primary and Secondary Efficacy Objectives, Endpoints, and Associated Case Definitions

	Objective	Endpoint	Case Definition
Secondary	To estimate the efficacy of 2 IM doses of AZD1222 compared to saline placebo for the prevention of University of Oxford-defined symptomatic COVID-19	The incidence of the first case of SARS-CoV-2 RT-PCR-positive symptomatic illness occurring ≥ 15 days post second dose of study intervention using University of Oxford-defined symptom criteria	First case of SARS-CoV-2 RT-PCR-positive symptomatic illness for a participant occurring ≥ 15 days post second dose of study intervention using University of Oxford-defined symptom criteria. Cases are defined as RT-PCR-confirmed SARS-CoV-2 and having at least one of the following symptoms: <ol style="list-style-type: none"> 1 New onset of fever (> 100 °F [> 37.8 °C]), OR 2 Cough, OR 3 Shortness of breath, OR 4 Anosmia/ageusia

Table 15 Overview of Primary and Secondary Efficacy Objectives, Endpoints, and Associated Case Definitions

	Objective	Endpoint	Case Definition
Secondary	To estimate the efficacy of 2 IM doses of AZD1222 compared to saline placebo in the prevention of COVID-19 in all study participants, regardless of evidence of prior SARS-CoV-2 infection	The incidence of the first case of SARS-CoV-2 RT-PCR-positive symptomatic illness occurring ≥ 15 days post second dose of study intervention regardless of evidence of prior SARS-CoV-2 infection (key secondary endpoint)	<p>Participant must have RT-PCR-confirmed SARS-CoV-2 and meet the following criteria at any point from their initial illness visit at the site (Day 1) through their second illness visit (Day 14):</p> <p>5 One or more Category A findings OR 6 Two or more Category B findings</p> <p><i>Category A:</i></p> <ul style="list-style-type: none"> • Pneumonia diagnosed by chest x-ray, or computed tomography scan • Oxygen saturation of $\leq 94\%$ on room air or requiring either new initiation or escalation in supplemental O₂ • New or worsening dyspnea/shortness of breath <p><i>Category B:</i></p> <ul style="list-style-type: none"> • Fever > 100 °F (> 37.8 °C) or feverishness • New or worsening cough • Myalgia/muscle pain • Fatigue that interferes with activities of daily living • Vomiting and/or diarrhea (only one finding to be counted toward endpoint definition) • Anosmia and/or ageusia (only one finding to be counted toward endpoint definition)

Table 15 Overview of Primary and Secondary Efficacy Objectives, Endpoints, and Associated Case Definitions

Objective		Endpoint	Case Definition
Secondary	To estimate the efficacy of 2 IM doses of AZD1222 compared to saline placebo for the prevention of severe or critical symptomatic COVID-19	a) The incidence of SARS-CoV-2 RT-PCR-positive severe or critical symptomatic illness occurring \geq 15 days post second dose of study intervention (key secondary endpoint)	Participant must have laboratory-confirmed COVID-19 (SARS-CoV-2 RT-PCR-positive symptomatic illness) plus any of the following: <ul style="list-style-type: none"> Clinical signs at rest indicative of severe systemic illness (respiratory rate \geq 30 breaths per minute, heart rate \geq 125 beats per minute, oxygen saturation \leq 93% on room air at sea level, or partial pressure of oxygen to fraction of inspired oxygen ratio $<$ 300 mm Hg) Respiratory failure (defined as needing high-flow oxygen, noninvasive ventilation, mechanical ventilation or extracorporeal membrane oxygenation) Evidence of shock (systolic blood pressure $<$ 90 mm Hg, diastolic blood pressure $<$ 60 mm Hg, or requiring vasopressors) Significant acute renal, hepatic, or neurologic dysfunction Admission to an intensive care unit Death
		b) The incidence of SARS-CoV-2 RT-PCR positive severe or critical symptomatic illness occurring post first dose of study intervention	
	To estimate the efficacy of 2 IM doses of AZD1222 compared to saline placebo for the prevention of COVID-19-related Emergency Department visits	The incidence of COVID-19-related Emergency Department visits occurring \geq 15 days post second dose of study intervention (key secondary endpoint)	COVID-19-related Emergency Department visits occurring \geq 15 days post second dose of study intervention

Table 15 Overview of Primary and Secondary Efficacy Objectives, Endpoints, and Associated Case Definitions

Objective		Endpoint	Case Definition
Secondary	To assess antibody responses to AZD1222 S antigen following 2 IM doses of AZD1222 or saline placebo (Part 1 and Part 2 Substudies and Illness Visits only)	a) Post-treatment GMTs and GMFRs from day of dosing baseline value to 28 days post each dose in SARS-CoV-2 S, RBD antibodies (MSD serology assay)	a) Post-treatment GMTs and GMFRs from day of dosing baseline value to 28 days post each dose in SARS-CoV-2 S, RBD antibodies (MSD serology assay)
		b) The proportion of participants who have a post-treatment seroresponse (\geq 4-fold rise in titers from day of dosing baseline value to 28 days post each dose) to the S, RBD antigens of AZD1222 (MSD serology assay)	b) Post-treatment seroresponse (\geq 4-fold rise in titers from day of dosing baseline value to 28 days post each dose) to the S, RBD antigens of AZD1222 (MSD serology assay)
	To determine anti-SARS-CoV-2 neutralizing antibody levels in serum following 2 IM doses of AZD1222 or saline placebo (Part 1 and Part 2 Substudies and Illness Visits only)	a) Post-treatment GMTs and GMFRs from day of dosing baseline value to 28 days post each dose in SARS-CoV-2 neutralizing antibodies (wild-type assay or pseudo-neutralization assay)	a) Post-treatment GMTs and GMFRs from day of dosing baseline value to 28 days post each dose in SARS-CoV-2 neutralizing antibodies (wild-type assay or pseudo-neutralization assay)
		b) Proportion of participants who have a post-treatment seroresponse (\geq 4-fold rise in titers from day of dosing baseline value to 28 days post each dose) to AZD1222 as measured by SARS-CoV-2 neutralizing antibodies (wild-type assay or pseudo-neutralization assay)	b) Post-treatment seroresponse (\geq 4-fold rise in titers from day of dosing baseline value to 28 days post each dose) to AZD1222 as measured by SARS-CoV-2 neutralizing antibodies (wild-type assay or pseudo-neutralization assay)

CDC = Centers for Disease Control and Prevention; COVID-19 = coronavirus disease 2019; GMFR = geometric mean fold rise; GMT = geometric mean titer; IM = intramuscular; MSD = Meso Scale Discovery; S =Spike; RBD = receptor binding domain; RT-PCR = reverse transcriptase polymerase chain reaction; SARS-CoV-2 = severe acute respiratory syndrome-coronavirus-2.

Appendix G Part 2

G 1 Protocol Summary

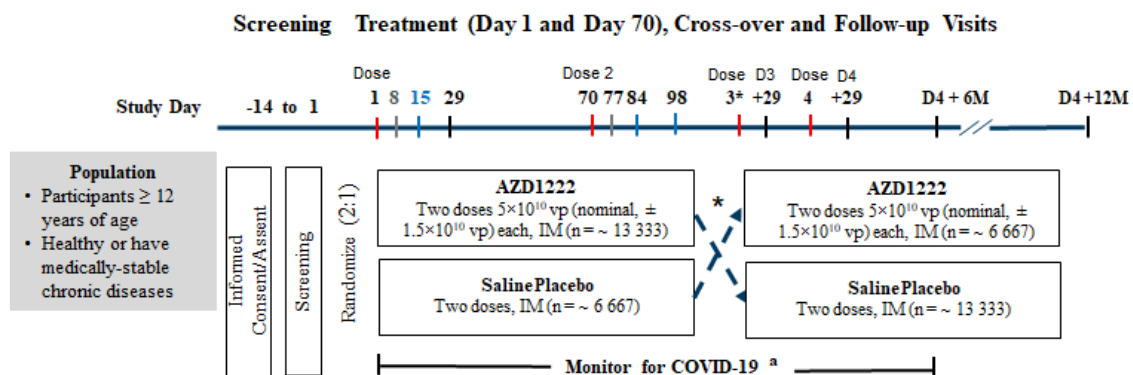
G 1.1 Synopsis

This module contains the following information specific to Part 2 of the study:

- Schema (Appendix G 1.2)
- SoA tables for Part 2 (Appendix G 1.3)
- Study rationale (Appendix G 2.1) and background (Appendix G 2.2)
- Objectives and endpoints (Appendix G 3)
- Overall design (Appendix G 4.1), scientific rationale for study design (Appendix G 4.2), justification for dose (Appendix G 4.3), and end of study definition (Appendix G 4.4)
- Inclusion criteria (Appendix G 5.1) and exclusion criteria (Appendix G 5.2)
- Measures to minimize bias (Appendix G 6.3)
- Study assessments and procedures (Appendix G 8), including efficacy assessments (Appendix G 8.1) and safety assessments (Appendix G 8.2)
- Solicited adverse events (Appendix G 8.3.7)
- Human biological samples (Appendix G 8.5) and human biological sample biomarkers (Appendix G 8.6)
- Statistical considerations (Appendix G 9)

G 1.2 Schema

Figure G1 Part 2 Schema



^a Participants who present with qualifying symptoms will be tested for SARS-CoV-2 and if positive, will complete illness visits.

* Crossover will occur when at least 150 events AND 3 months of safety follow-up post second dose in individual participant have occurred.

Red bars (Day 1, Day 70, Dose 3, and Dose 4): Administration of study intervention.

Grey bars (Day 8 and Day 77): Visits will be telephone contacts, not study site visits.

Blue bars (Day 15, Day 84, and Day 98): Visits will only be for participants in the immunogenicity substudy. A total of 375 participants 12 to 17 years of age and 375 participants 18 to 55 years of age at select sites in the USA will participate in the Part 2 Substudy assessing the immunogenicity of AZD1222, with the 12 to 17 years of age participants also participating in reactogenicity assessments.

COVID-19 = coronavirus disease 2019; IM = intramuscular; SARS-CoV-2 = severe acute respiratory syndrome coronavirus 2; USA = United States of America; vp = viral particles.

G 1.3 Schedule of Activities

The SoA tables for Part 2 include:

- Table G1, Screening Period – Part 2
- [Table G2](#), Treatment and Follow-up Period – Part 2
- [Table G3](#), Treatment and Follow-up Period – Part 2 Substudy
- [Table G4](#), Illness Visits – Part 2 (Participants with Qualifying Clinical Symptoms)

Table G1 Schedule of Activities: Screening Period – Part 2

Procedure / Study Day	Day -14 to Day 1 ^a	For details see Section
Informed consent: Part 2	X	G 5.1
Assignment SID number	X	6.3, G 6.3
Medical history	X	G 5.1, G 5.2
Complete physical examination, including height and weight	X	8.2.1
Vital signs (including pulse oximetry)	X	8.2.2
Pregnancy test – urine or serum (WOCBP only) ^b	X	8.2.3
Assessment of SAEs	X	8.3
Concomitant medications	X	6.5
Verify eligibility criteria	X	G 5.1, G 5.2

^a If screening and dosing occur at the same visit, only one evaluation is required.

^b If urine tests positive or indeterminate, a quantitative serum β -hCG will be performed for confirmation.

β -hCG = beta-human chorionic gonadotropin; SAE = serious adverse event; SID = subject identification; WOCBP = women of childbearing potential.

Table G2 Schedule of Activities: Treatment and Follow-up Period – Part 2

Procedure	Treatment and Follow-up Period												For details see Section
	Day	1	8 ^a	29	70	77 ^a	98	Dose 3	Dose 3 + 29 days	Dose 4	Dose 4 + 29 days	Dose 4 + 180 days	
Window (days)	NA	± 3	± 3	± 14	± 3	± 3	± 10	± 5	± 10	± 5	± 15	± 15	
Safety assessments													
AEs	X	X	X	X	X	X	X	X	X	X			8.3
SAEs, MAAEs, and AESIs	X	X	X	X	X	X	X	X	X	X	X	X	
Telephone contact for safety monitoring		X			X								

^a Not a study site visit; participants will be contacted by telephone for safety monitoring.

^b If urine tests positive or indeterminate, a quantitative serum β-hCG will be performed for confirmation.

^c Weekly contact with participants to remind them to present to the study site for SARS-CoV-2 testing if they have qualifying symptom.

AE = adverse event (treatment-emergent); AESI = adverse event of special interest; β-hCG = beta-human chorionic gonadotropin; COVID-19 = coronavirus disease 2019;

MAAE = medically attended adverse event; NA = not applicable; RT-PCR = reverse transcriptase-polymerase chain reaction; SAE = serious adverse event; SARS-CoV-2 = severe acute respiratory syndrome-coronavirus-2; WOCBP = women of childbearing potential.

Table G3 Schedule of Activities: Treatment and Follow-up Period – Part 2 Substudy

Procedure	Treatment and Follow-up Period														For details see Section		
	Day	1	8 ^a	15	29	70	77 ^a	84	98	Dose 3	Dose 3 + 29 days	Dose 4	Dose 4 + 29 days	Dose 4 + 180 days		Dose 4 + 365 days	
Window (days)	NA	± 3	± 1	± 3	± 14	± 3	± 3	± 3	± 10		± 10		± 15	± 15			
Medical history	X															G 5.1, G 5.2	
Targeted physical examination	X				X				X		X					8.2.1	
Vital signs (including pulse oximetry)	X				X				X		X					8.2.2	
Pregnancy test – urine or serum (WOCBP only) ^b	X (predose)				X (predose)				X (predose)		X (predose)					8.2.3	
Concomitant medications	X	X	X	X	X	X	X	X	X	X	X	X		As applicable, for treatment of SAE, MAAE, or AESI		6.5	
Verify eligibility criteria	X															G 5.1, G 5.2	
Study intervention administration	X				X				X		X					6.1.1	
Efficacy assessments																	
Weekly telephone/email/text contacts - monitoring for COVID-19 qualifying symptoms ^c																	8.1.1, G 8.1.1
Nasal swab for SARS-CoV-2 RT-PCR (local laboratory)	X (predose)																8.1.1, G 8.1.1

Table G3 Schedule of Activities: Treatment and Follow-up Period – Part 2 Substudy

Procedure	Treatment and Follow-up Period														For details see Section
	Day	1	8 ^a	15	29	70	77 ^a	84	98	Dose 3	Dose 3 + 29 days	Dose 4	Dose 4 + 29 days	Dose 4 + 180 days	
Window (days)	NA	± 3	± 1	± 3	± 14	± 3	± 3	± 3	± 10		± 10		± 15	± 15	
Serum sample for SARS-CoV-2 serology testing	X (predose)		X	X	X (predose)		X	X	X		X		X	X	8.5.2
Immunogenicity assessments															
Serum sample for ChAdOx1 nAbs assessment	X (predose)				X (predose)		X		X				X	X	8.5.2
Serum sample for seasonal CoV serology testing	X (predose)				X (predose)		X		X				X		
PBMCs for assessment of B-cell and T-cell responses	X (predose)		X		X		X		X						8.5.2
Serum sample for SARS-CoV-2 nAbs assessment	X (predose)		X		X (predose)		X	X	X				X		
Serum sample for ACE2 competition serology	X (predose)				X (predose)		X	X	X						
Safety assessments															
Local and systemic predefined solicited AEs (recorded daily by participant in Solicited AE e-Diary) - adolescents only	X (through Day 8)				X (through Day 77)										8.3.7

Table G3 Schedule of Activities: Treatment and Follow-up Period – Part 2 Substudy

Procedure	Treatment and Follow-up Period														For details see Section
	Day	1	8 ^a	15	29	70	77 ^a	84	98	Dose 3	Dose 3 + 29 days	Dose 4	Dose 4 + 29 days	Dose 4 + 180 days	
Window (days)	NA	± 3	± 1	± 3	± 14	± 3	± 3	± 3	± 10		± 10		± 15	± 15	
AEs	X	X	X	X	X	X	X	X	X	X	X	X	X		
SAEs, MAAEs, and AESIs	X	X	X	X	X	X	X	X	X	X	X	X	X	X	X
Telephone contact for safety monitoring		X				X									

8.3

^a Not a study site visit; participants will be contacted by telephone for safety monitoring.

^b If urine tests positive or indeterminate, a quantitative serum β-hCG will be performed for confirmation.

^c Weekly contact with participants to remind them to present to the study site for SARS-CoV-2 testing if they have qualifying symptom through Day 360.

ACE2 = angiotensin-converting enzyme 2; AE = adverse event (treatment-emergent); AESI = adverse event of special interest; β-hCG = beta-human chorionic gonadotropin; CoV = coronavirus; COVID-19 = coronavirus disease 2019; MAAE = medically attended adverse event; NA = not applicable; nAb = neutralizing antibody; PBMC = peripheral blood mononuclear cell; RT-PCR = reverse transcriptase-polymerase chain reaction; SAE = serious adverse event; SARS-CoV-2 = severe acute respiratory syndrome-coronavirus-2; WOCBP = women of childbearing potential.

G 2 Introduction

G 2.1 Study Rationale

Emerging data from other large studies of AZD1222 (COV002 and COV003) suggest an alternative dosing interval may result in increased efficacy ([COVID-19 Vaccine AstraZeneca SmPC 2021](#)). Therefore, Part 2 of this study will evaluate a longer dosing interval of 8 to 12 weeks. Most adolescents are at a lower risk of symptomatic illness; however, safety and immunogenicity assessments are necessary in this population in order to further develop the benefit:risk profile in younger age ranges. Participants in Part 2 are not required to be at high risk of exposure to SARS-CoV-2 and COVID-19.

G 2.2 Background

Recently published Oxford University pooled efficacy data (COV002 and COV003) indicate there is an improved benefit with regard to efficacy and immunogenicity if a longer AZD1222 dosing interval is utilized ([Voysey et al 2020](#)). Additionally, efficacy against symptomatic COVID-19 following a single dose in subjects ≥ 18 years has been demonstrated from 22 days post dose, with VE of 73% (95% CI: 48.8, 85.8) ([COVID-19 Vaccine AstraZeneca SmPC 2021](#)). With a VE of 73% and protection against symptomatic COVID-19 demonstrated following a single dose, it is important to further explore the potential of improved efficacy and immunogenicity with a longer dosing interval of 8 to 12 weeks.

In children, COVID-19 is estimated to account for 2% to 8% of confirmed COVID-19 cases. Cases are generally milder in children than adults. A small percentage of children with COVID-19 require hospitalization or intensive care unit admission. The pathophysiology and risk factors of severe outcome in pediatric COVID-19 is poorly characterized. Thus, adolescent assessments of safety and immunogenicity are needed.

Inclusion of healthy and medically stable individuals is essential as these individuals are still at risk of SARS-CoV-2 infection; however, as they are at a lower risk of infection, they are less likely to qualify for an Emergency Use Authorization vaccination during the course of the study.

Refer to Section 2 for background information on COVID-19 and AZD1222, including a benefit-risk assessment.

G 3 Objectives and Endpoints

All objectives and endpoints from Part 1 (Section 3) are applicable to Part 2 in participants ≥ 12 years of age. [Table G5](#) presents additional objectives and endpoints specific to Part 2.

Table G5 Objectives and Endpoints for Part 2

Objective	Endpoint
SECONDARY	
Non-inferiority of SARS-CoV-2 S antibody titers in adolescents (12-17 years) versus adults (18-55 years) 1 month after second dose of AZD1222 in participants seronegative at baseline	Ratio of the GMR of SARS-CoV-2 S antibody titers in adolescents (12-17 years) versus adults (18-55 years) 1 month after second dose of AZD1222.
To estimate the efficacy of 2 IM doses of AZD1222 compared to saline placebo for the prevention of COVID-19 \geq 22 days post second dose in participants \geq 12 years of age	The incidence of SARS-CoV-2 RT-PCR-positive symptomatic illness occurring \geq 22 days post second dose of study intervention ^a
To estimate the efficacy of AZD1222 compared to saline placebo for the prevention of COVID-19 following the first dose	The incidence of SARS-CoV-2 RT-PCR-positive symptomatic illness occurring post first dose of study intervention ^b

^a Key secondary endpoint.

^b This is an exploratory endpoint for Part 1 (see [Table 5](#)).

COVID-19 = coronavirus disease 2019; GMR = geometric mean ratio; IM = intramuscular; RT-PCR = reverse transcriptase-polymerase chain reaction; SARS-CoV-2 = severe acute respiratory syndrome coronavirus 2.

G 4 Study Design

G 4.1 Overall Design

Part 2 of Study D8110C00001 is a Phase III randomized, double-blind, placebo-controlled, multicenter study assessing the safety, efficacy, and immunogenicity of AZD1222 compared to saline placebo for the prevention of COVID-19 with a longer dosing interval. Participants will be \geq 12 years of age, healthy or have medically-stable chronic diseases. Approximately 20 000 participants will be randomized in a 2:1 ratio to receive 2 IM doses of either 5×10^{10} vp (nominal, $\pm 1.5 \times 10^{10}$ vp) AZD1222 (n = approximately 13 333) or saline placebo (n = approximately 6 667) 8 to 12 weeks apart, on Days 1 and 70. Each treatment group will crossover for 2 IM doses of either 5×10^{10} vp AZD1222 or saline placebo 8 to 12 weeks apart, after a prespecified number of events is reached and each participant has completed a minimum safety follow-up period.

See Section [4.1](#) for a description of illness visits as presented in [Table G4](#). See Section [8.1](#) for details on COVID-19 assessments. Safety will be assessed for the duration of the study.

Adverse events will be recorded for 28 days post each dose of study intervention (ie, until Day 29 post first dose and Day 98 post second dose), and SAEs, MAAEs, and AESIs will be recorded through 365 days following administration of the fourth dose in Part 2. See Sections [8.3](#), [8.3.8](#), and [8.3.9](#) for definitions of these events.

A total of 375 participants 12 to 17 years of age and 375 participants 18 to 55 years of age at select sites in the USA will also participate in the Part 2 Substudy assessing the

immunogenicity of AZD1222 dosing 8 to 12 weeks apart. The 375 participants aged 12 to 17 years in the Part 2 Substudy will have additional assessments for predefined solicited AEs for 7 days post each dose of study intervention and for humoral and cellular immune responses. Solicited AEs are described in [Appendix G 8.3.7](#) for Part 2.

Participants will have a blinded crossover after at least 150 events meeting the primary endpoint definition are observed across the 2 study arms. Participants must complete 3 months of safety follow-up prior to crossing-over and receiving their third dose after the primary endpoint has been reached. All participants will remain on study through 365 days following administration of the fourth dose in Part 2.

A PSRT will provide support for blinded safety surveillance during the study. An independent COVID-19 Vaccine DSMB will provide oversight, to ensure safe and ethical conduct of Part 2. The COVID-19 Vaccine DSMB has the responsibility of evaluating cumulative safety and other clinical study data at regular intervals and for making appropriate recommendations based on the available data. An independent Neurological AESI Expert Committee will be available to review and provide advice to the PSRT and COVID-19 Vaccine DSMB on request about the diagnosis and causality assessment of selected neurological AESIs occurring in the AZD1222 clinical development program. See [Appendix A 5](#) for details.

G 4.2 Scientific Rationale for Study Design

The participant population is male and female ≥ 12 years of age who are not immunosuppressed. Inclusion of adolescents is due to the importance of understanding the safety and immunogenicity of AZD1222 in a population that plays an important role in transmission to high-risk groups.

Participants ≥ 12 years of age with medically-stable chronic diseases may participate if, according to the judgement of the investigator, hospitalization within the study period is not anticipated and the participant appears likely to be able to remain on study through the end of the protocol-specified follow-up period.

The study will exclude females who are pregnant or breastfeeding and individuals < 12 years of age. Women who are pregnant or breastfeeding are excluded at this point as nonclinical developmental and reproductive toxicity studies to support vaccinating these individuals have yet to be performed.

Participants who have been previously diagnosed with laboratory-confirmed SARS-CoV-2 infection are excluded from study participation. Participants with previous asymptomatic or undiagnosed infection are not excluded. Participant's baseline serostatus will be determined but baseline serostatus will not be used as a basis for exclusion from the study. Participants who are seropositive at baseline are enrolled in order to gather safety data in this group as it is

anticipated that, if proven to be efficacious, the vaccine will rapidly be distributed to millions of individuals and that these individuals will not be tested for serologic evidence of previous infection prior to vaccination. Participant's baseline serostatus will be determined so that subgroup analyses for both safety and efficacy can be performed by baseline serostatus.

The study population represents an extended target population for AZD1222. If AZD1222 demonstrates efficacy for the prevention of COVID-19, the safety and immunogenicity of the vaccine in additional groups such as the immunosuppressed, pregnant women, and children < 11 years of age may be assessed in future studies.

G 4.3 Justification for Dose

Refer to Section 4.3 for further dose justification.

As adolescents and young adults are of similar body size and similar immunomaturity, reactogenicity in adolescents is expected to be similar to younger adults. Therefore, there are no expected differences in either immune response or efficacy between adolescents and young adults. Thus, the dose to be evaluated in adolescents will be the same as the dose already studied in young adults (5×10^{10} vp). This is also consistent with other common vaccines for adolescents and young adults, in which dose levels are the same, such as human papillomavirus vaccine ([Gardasil PI 2015](#), [Gardasil SmPC 2020](#)), meningococcal group-B vaccine ([Bexsero SmPC 2020](#), [Trumenba PI 2018](#)), meningococcal Group A, C, W135, and Y conjugate vaccine ([Menactra PI 2018](#), [Menveo SmPC 2020](#)), and diphtheria, tetanus, pertussis (acellular), and poliomyelitis (inactivated) vaccine ([Repevax SmPC 2020](#), [Vaxelis PI 2020](#)).

The 8 to 12 week dosing interval was chosen due to emerging data from pooled studies COV002 and COV003 demonstrating an improved benefit with regard to efficacy and immunogenicity with a longer AZD1222 dosing interval ([Voysey et al 2020](#)).

G 4.4 End of Study Definition

For Part 2, a participant is considered to have completed the study if he/she has completed all phases of the study including the last scheduled procedure shown in the SoA ([Appendix G 1.3](#)).

The end of the study is defined as the date of the last scheduled procedure shown in the SoA ([Appendix G 1.3](#)) for the last participant in the study globally.

G 5 Study Population

Prospective approval of protocol deviations to recruitment and enrollment criteria, also known as protocol waivers or exemptions, is not permitted.

G 5.1 Inclusion Criteria

Participants in Part 2 must meet all of the criteria below:

- 1 Age \geq 12 years of age at time of consent.
- 2 Medically-stable chronic diseases such that, according to the judgment of the investigator, hospitalization within the study period is not anticipated and the participant appears likely to be able to remain on study through the end of protocol-specified follow-up.
 - (a) A stable medical condition is defined as disease not requiring significant change in therapy or hospitalization for worsening disease during the 3 months prior to enrollment.
- 3 Able to understand and comply with study requirements/procedures (if applicable, with assistance by caregiver, surrogate, or legally authorized representative) based on the assessment of the investigator.
- 4 Contraceptive use by women should be consistent with local regulations regarding the methods of contraception for those participating in clinical studies.
- 5 Female participants
 - (a) Women of childbearing potential must:
 - Have a negative pregnancy test on the day of screening and on Day 1.
 - Use one highly effective form of birth control for at least 28 days prior to Day 1 and agree to continue using one highly effective form of birth control through 60 days following administration of the second dose of study intervention. A highly effective method of contraception is defined as one that can achieve a failure rate of less than 1% per year when used consistently and correctly (see [Table 6](#)). Periodic abstinence, the rhythm method, and withdrawal are NOT acceptable methods of contraception.
 - (b) Women are considered of childbearing potential unless they meet either of the following criteria:
 - Surgically sterilized (including bilateral tubal ligation, bilateral oophorectomy, or hysterectomy), or
 - Post-menopausal
 - For women aged $<$ 50 years, post-menopausal is defined as having both:
 - A history of \geq 12 months amenorrhea prior to randomization, without an alternative cause, following cessation of exogenous sex-hormonal treatment, and a follicle-stimulating hormone level in the post-menopausal range.

- Until follicle-stimulating hormone is documented to be within menopausal range, the participant is to be considered of childbearing potential.
 - For women aged ≥ 50 years, post-menopausal is defined as having a history of ≥ 12 months amenorrhea prior to randomization, without an alternative cause, following cessation of exogenous sex-hormonal treatment.
- 6 Capable of giving signed informed consent as described in [Appendix A](#), which includes compliance with the requirements and restrictions listed in the ICF and in this protocol.

G 5.2 Exclusion Criteria

Participants in Part 2 must not meet any of the criteria below:

- 1 History of allergy to any component of the vaccine.
- 2 History of Guillain-Barré syndrome or any other demyelinating condition.
- 3 Significant infection or other acute illness, including fever $> 100^{\circ}\text{F}$ ($> 37.8^{\circ}\text{C}$) on the day prior to or day of randomization.
- 4 History of laboratory-confirmed SARS-CoV-2 infection.
- 5 Any confirmed or suspected immunosuppressive or immunodeficient state, including asplenia.
- 6 Recurrent severe infections and use of immunosuppressant medication within the past months (≥ 20 mg per day of prednisone or its equivalent, given daily or on alternate days for ≥ 15 days within 30 days prior to administration of study intervention). The following exceptions are permitted:
 - Topical/inhaled steroids or short-term oral steroids (course lasting ≤ 14 days).
 - Human immunodeficiency virus-positive stable participants on stable antiretroviral therapy, eg, ([NIH 2020](#), [Waldrop et al 2016](#)).
- 7 History of primary malignancy except for:
 - (a) Malignancy with low potential risk for recurrence after curative treatment (for example, history of childhood leukaemia) or metastasis (for example, indolent prostate cancer) in the opinion of the site investigator.
 - (b) Adequately treated non-melanoma skin cancer or lentigo maligna without evidence of disease.
 - (c) Adequately treated uterine cervical carcinoma in situ without evidence of disease.
 - (d) Localized prostate cancer.
- 8 Clinically significant bleeding disorder (eg, factor deficiency, coagulopathy, or platelet disorder), or prior history of significant bleeding or bruising following IM injections or venepuncture.

- 9 Severe and/or uncontrolled cardiovascular disease, respiratory disease, gastrointestinal disease, liver disease, renal disease, endocrine disorder, and neurological illness, as judged by the Investigator (mild/moderate well-controlled comorbidities are allowed).
- 10 Any other significant disease, disorder, or finding that may significantly increase the risk to the participant because of participation in the study, affect the ability of the participant to participate in the study, or impair interpretation of the study data.

Note: The AESIs as outlined in [Appendix E](#) (including [Table 14](#)) should be considered when evaluating a participant for Exclusion Criterion 10, as the presence of these AESIs, especially if untreated or uncontrolled, may be a safety risk to the participant, affect the ability of the participant to participate in the study, or impair interpretation of the study data. Investigators should review and consider the list of conditions in [Appendix F](#). If any of these conditions are present in a participant, the Investigator is asked to utilize his/her clinical judgment in determining the participant's eligibility for the study. Should the participant have conditions as outlined in [Appendix E](#) and the participant is enrolled, the Investigator is asked to document notes on site regarding the final rationale for enrollment.

- 11 Receipt of, or planned receipt of investigational products indicated for the treatment or prevention of SARS-CoV-2 or COVID-19.
Note: For participants who become hospitalized with COVID-19, receipt of licensed treatment options and/or participation in investigational treatment studies is permitted.
- 12 Receipt of any vaccine (licensed or investigational) other than licensed influenza vaccines within 30 days prior to and after administration of study intervention.
- 13 Receipt of immunoglobulins and/or any blood products within 3 months prior to administration of study intervention or expected receipt during the period of study follow-up.
- 14 Involvement in the planning and/or conduct of this study (applies to both Sponsor staff and/or staff at the study site).
- 15 For women only - currently pregnant (confirmed with positive pregnancy test) or breastfeeding.
- 16 Has donated ≥ 450 mL of blood products within 30 days prior to randomization or expects to donate blood within 90 days of administration of second dose of study intervention.

G 6 Study Intervention

G 6.1 Study Intervention Administered

Refer to Section [6.1](#).

G 6.2 Preparation/Handling/Storage/Accountability of Interventions

Refer to Section [6.2](#).

G 6.3 Measures to Minimize Bias: Randomization and Blinding

Randomization will be stratified by age (12-17 years and ≥ 18 years), with at least 3 000 participants to be enrolled in the 12 to 17 years age stratum.

G 6.4 Study Intervention Compliance

Refer to Section [6.4](#).

G 6.5 Concomitant Therapy

Refer to Section [6.5](#).

G 6.6 Dose Modification

Refer to Section [6.6](#).

G 6.7 Intervention After the End of the Study

Refer to Section [6.7](#).

G 7 Discontinuation of Study Intervention and Participant Discontinuation/Withdrawal

Refer to Section [7](#).

G 8 Study Assessments and Procedures

Study procedures and their timing are summarized in the SoA ([Appendix G 1.3](#)).

Adherence to the study design requirement, including those specified in the SoA ([Appendix G 1.3](#)), is essential and required for study conduct.

G 8.1 Efficacy Assessments

Efficacy assessments are described in Section [8.1](#), except for those specific to Part 2 outlined below.

G 8.1.1 Monitoring COVID-19 Symptoms

If a participant presents with a COVID-19 qualifying symptom(s) on Days 1 to 3, the nasal swab collected on Day 1 will be tested locally for SARS-CoV-2 (see Section [8.6.1.1](#)). If positive, the participant will be instructed to initiate illness visits. If negative, the participant

will continue with scheduled assessments per their assigned study (ie, Part 2 [Table G2] or Part 2 Substudy [Table G3]).

G 8.1.2 Illness Visits

Symptomatic participants (as defined in Section 8.1.1) will be instructed to visit the study site for initiation of illness assessments (Table G4). Symptomatic participants will complete the Day 1 illness visit and will be instructed to continue with the home collection requirements (eg, Illness e-Diary recordings and saliva samples). SARS-CoV-2 RT-PCR results will be available during the home collection period and participants will be informed of their status. The results of the COVID-19 RT-PCR testing should also be reported to the participant's primary care providers. Only participants who test positive will be instructed to continue with the illness visits, including home collection of saliva samples and Illness e-Diary recordings. Participants who test negative for SARS-CoV-2 will be instructed to stop all illness visit assessments. Should symptoms persist despite a negative test result, Investigators should provide appropriate clinical follow-up of participants, as clinically indicated. Once illness visits are discontinued, participants will continue with follow-up visits per their assigned study (ie, Part 2 [Table G2] or Part 2 Substudy [Table G3]).

G 8.1.2.1 SARS-CoV-2 Testing and Other Virology Assessments

Refer to Section 8.1.2.1.

G 8.1.2.2 Digital Health Device

The digital health device will NOT be used in Part 2.

G 8.1.2.3 Illness e-Diary

An Illness e-Diary will be used to collect self-reported information about COVID-19-associated symptoms (listed below per CDC (CDC 2020)). At the Day 1 illness visit, participants (or, in the case of adolescents, their caregiver, surrogate, or legally authorized representative) will be given access to the Illness e-Diary and trained by study staff on how to record the information and assess the severity of the symptoms.

Participants who test positive for SARS-CoV-2 will be instructed to continue recording in the Illness e-Diary until symptoms resolve or until the Day 28 illness visit. Participants who test negative will be instructed to stop Illness e-Diary recording.

Study sites will monitor the health status of participants via Illness e-Diary responses after the Day 1 illness visit and will call participants as needed based on these responses.

COVID-19 Symptoms

- Fever
- Shortness of breath
- Difficulty breathing
- Chills
- Cough
- Fatigue
- Muscle aches
- Body aches
- Headache
- New loss of taste
- New loss of smell
- Sore throat
- Congestion
- Runny nose
- Nausea
- Vomiting
- Diarrhea

G 8.2 Safety Assessments

Planned time points for all safety assessments are provided in the SoA ([Appendix G 1.3](#)).

G 8.3 Adverse Events and Serious Adverse Events

Refer to Section [8.3](#).

G 8.3.1 Time Period and Frequency for Collecting AE and SAE Information

Refer to Section [8.3.1](#).

G 8.3.2 Follow-up of AEs and SAEs

Refer to Section [8.3.2](#).

G 8.3.3 Causality Collection

Refer to Section [8.3.3](#).

G 8.3.4 Adverse Events Based on Signs and Symptoms

Refer to Section [8.3.4](#).

G 8.3.5 Adverse Events Based on Examinations and Tests

Refer to Section [8.3.5](#).

G 8.3.6 Hy's Law

Refer to Section [8.3.6](#).

G 8.3.7 Solicited Adverse Events (Part 2 Substudy – Adolescent Participants Only)

Local and systemic predefined solicited AEs for reactogenicity assessment ([Table 8](#)) will be collected in a Solicited AE e-Diary for 7 days following administration of Doses 1 and 2 of study intervention only from adolescent participants in the Part 2 Substudy.

Solicited AEs should not be reported as unsolicited AEs (see [Section 8.3](#)). However, solicited AEs should be reported as SAEs or MAAEs if they fulfil the criteria (see [Sections 8.3](#) and [8.3.8](#), respectively).

Solicited AE e-Diary

On Day 1, caregivers, surrogates, or legally authorized representatives of adolescent participants will be given an oral thermometer, tape measure, and access to the Solicited AE e-Diary, with instructions on use, along with the emergency 24-hour telephone number to contact the on-call study physician if needed.

Caregivers, surrogates, or legally authorized representatives of the adolescent participants will be instructed to record for 7 days following administration of Doses 1 and 2 of study intervention, the timing and severity of local and systemic solicited AEs, if applicable, and whether medication was taken to relieve the symptoms.

Severity Assessment of Solicited AEs

Severity will be assessed for solicited AEs by the caregiver, surrogate, or legally authorized representative of the adolescent participant according to toxicity grading scales modified and abridged from the US FDA guidance ([FDA 2007](#)), as defined in [Appendix D](#). Because solicited AEs are expected to occur after vaccination, they will not be assessed for relationship to study intervention.

G 8.3.8 Medically Attended Adverse Events

Refer to [Section 8.3.8](#).

G 8.3.9 Adverse Events of Special Interest

Refer to [Section 8.3.9](#).

G 8.3.10 Reporting of Serious Adverse Events

Refer to [Section 8.3.10](#).

G 8.3.11 Pregnancy

Refer to [Section 8.3.11](#).

G 8.3.12 Medication Error

Refer to Section [8.3.12](#).

G 8.3.13 Medical Device Deficiencies

Refer to Section [8.3.13](#).

G 8.4 Overdose

Refer to Section [8.4](#).

G 8.5 Human Biological Samples

Refer to Section [8.5](#). Samples for immunogenicity assessments are collected according to the SoA in [Appendix G 1.3](#).

G 8.6 Human Biological Sample Biomarkers

Refer to Section [8.6](#). Samples for biomarker assessments are collected according to the SoA in [Appendix G 1.3](#).

G 8.7 Optional Genomics Initiative Sample

Refer to Section [8.7](#).

G 8.8 Medical Resource Utilization and Health Economics

Refer to Section [8.8](#).

G 9 Statistical Considerations

G 9.1 Statistical Hypotheses

The primary efficacy endpoint is a binary response, whereby a participant is defined as a COVID-19 case if their first case of SARS-CoV-2 RT-PCR-positive symptomatic illness occurs ≥ 15 days post second dose of study intervention. Otherwise, a participant is not defined as a COVID-19 case. VE will be calculated as 1-relative risk, which is the incidence of infection in the vaccine group relative to the incidence of infection in the control group. The null hypothesis is: VE is equal to 30%. Whereas, the alternative hypothesis is: VE is not equal to 30%. That is:

- Null hypothesis: $VE = 30\%$
- Alternative hypothesis: $VE \neq 30\%$

The primary efficacy endpoint will be formally assessed once 150 events meeting the primary endpoint definition have been observed across both study arms. The VE will be presented with

a 2-sided 95% CI, and statistical significance will be achieved if the 2-sided 95% CI is $> 30\%$. The success criterion will be statistical significance with an observed VE point estimate of at least 50%. No interim analysis is planned.

G 9.2 Sample Size Determination

Approximately 22 000 participants will be screened such that approximately 20 000 participants will be randomized in a 2:1 ratio to receive 2 IM doses of either 5×10^{10} vp (nominal, $\pm 1.5 \times 10^{10}$ vp) AZD1222 (the active group, n = approximately 13 333) or saline placebo (the control group, n = approximately 6 667) 8 to 12 weeks apart.

Note: ‘Enrolled’ means a participant’s, or their legally acceptable representative’s, agreement to participate in a clinical study following completion of the informed consent process. Potential participants who are screened for the purpose of determining eligibility for the study, but are not randomly assigned/assigned in the study, are considered ‘screen failures’, unless otherwise specified by the protocol.

The sample size calculations for Part 2 are independent from those for Part 1. Calculations are based on the primary efficacy endpoint and were derived following a modified Poisson regression approach (Zou 2004). The calculations account for a single primary analysis, and the timing of this analysis will be driven by the number of events observed in the study.

Approximately 150 events meeting the primary efficacy endpoint definition are required across the active and control groups within the population of participants who are seronegative at baseline to detect a VE of 60% with $> 90\%$ power. To detect a VE of 70%, approximately 65 events meeting the primary efficacy endpoint definition are required for $> 90\%$ power. These calculations assume an observed attack rate of approximately 0.8% and are based on a 2-sided test, where the lower bound of the 2-sided 95% CI for VE is required to be greater than 30% with an observed point estimate of at least 50%.

G 9.3 Populations for Analyses

Refer to Section 9.3.

G 9.4 Statistical Analyses

The primary DBL will occur after approximately 150 events have been observed for the primary endpoint (see Appendix G 9.2) within the population of participants who are seronegative at baseline. The final DBL will occur when all participants have completed the study.

A more technical and detailed description of the statistical analyses will be described in the SAP, and an approved version will be finalized prior to primary analyses.

All personnel involved in the analyses of the study will remain blinded until the primary DBL and protocol deviations are identified. Analyses will be performed by the Sponsor or its representatives.

G 9.4.1 Primary Endpoint

Refer to Section 9.4.2.1 for a definition of the primary endpoint.

The primary efficacy endpoint will be assessed once 150 events meeting the primary efficacy endpoint definition have been observed.

As the primary efficacy analysis, the plan is to use the primary estimand and a Poisson regression model with robust variance (Zou 2004) to analyze the primary efficacy endpoint, including study arm and age as covariates as well as the log of the follow-up time as an offset. The VE will be estimated from the model, which will give the RRR in the incidence of SARS CoV-2 RT-PCR-positive symptomatic illness. The VE is calculated as $RRR = 100 \times (1 - \text{relative risk})$, which is the incidence of infection in the vaccine group relative to the incidence of infection in the control group expressed as a percentage. The VE will be presented with a 2-sided 95% CI, and statistical significance will be achieved if the 2-sided 95% CI is $> 30\%$. The success criterion for the analysis will be statistical significance with an observed VE point estimate of at least 50%.

Additional details related to the assessment of model assumptions and description of supportive analyses are provided in Section 9.4.2.1. Full details will be documented in the SAP.

G 9.4.2 Secondary Endpoints

Refer to Section 9.4.2.2 for a list of secondary endpoints and a description of analysis methods. Three secondary endpoints are only applicable to Part 2 and are listed in Table G5.

The non-inferiority of the immune response to AZD1222 in participants 12 to 17 years of age compared to participants 18 to 55 years of age 28 days post dose 2 will be evaluated for baseline seronegative participants treated with AZD1222 in the immunogenicity analysis set (non-inferiority assessment subset) for Part 2.

The following hypotheses will be tested:

$$H_0: \ln(\mu_2) - \ln(\mu_1) \leq \ln(0.5)$$

$$H_1: \ln(\mu_2) - \ln(\mu_1) > \ln(0.5)$$

where $\ln(0.5)$ is the margin of non-inferiority, $\ln(\mu_2)$ and $\ln(\mu_1)$ are the natural log of the geometric mean of SARS-CoV-2 S antibody titers from AZD1222 recipients 12 to 17 years of

age and 18 to 55 years of age, respectively, measured 28 days post dose 2. If the lower limit of the one-sided 97.5% CI for the GMR is > 0.5 , non-inferiority success criterion will be met.

G 9.4.3 Exploratory Endpoints

Refer to Section [9.4.2.3](#).

G 9.4.4 Safety

Refer to Section [9.4.3](#).

G 9.5 Interim Analyses

No interim analyses are planned for Part 2.

G 9.6 Methods for Multiplicity Control

If the primary endpoint achieves statistical significance at the 5% alpha level, a hierarchical approach will be used to control for multiplicity of the primary and key secondary efficacy endpoints. That is, the null hypotheses for these efficacy endpoints will be tested in a hierarchical order, and the subsequent null hypothesis will be tested at a significance level of 5% (2-sided), only if the prior null hypothesis is rejected.

A formal assessment of the key secondary efficacy endpoints will only be conducted if the statistical significance of the primary efficacy endpoint is demonstrated at 2-sided alpha of 5%. With that, the overall Type I error is controlled at 0.05. Therefore, no further multiplicity adjustment is necessary.

The testing strategy will be as follows:

Step 1:

- Perform the test of primary endpoint with 5% alpha level. If the 2-sided 95% CI is $> 30\%$ with VE point estimate $\geq 50\%$, then proceed to Step 2. Otherwise no null hypothesis is rejected.

Step 2:

- Test the 5 key secondary endpoints at the significance level of 5% using hierarchical fixed-sequence testing in the order below. If the 2-sided 95% CI is $> 0\%$, then proceed to the next endpoint.
 - (a) Key Secondary Endpoint 1: The incidence of SARS-CoV-2 RT-PCR-positive symptomatic illness occurring ≥ 22 days post first dose of study intervention.
 - (a) Key Secondary Endpoint 2: Incidence of the first case of SARS-CoV-2 RT-PCR-positive symptomatic illness occurring ≥ 15 days post second dose of study intervention regardless of evidence of prior SARS-CoV-2 infection.

- (b) Key Secondary Endpoint 3: Incidence of the first case of SARS-CoV-2 RT-PCR-positive severe or critical symptomatic COVID-19 occurring \geq 15 days post second dose of study intervention.
- (c) Key Secondary Endpoint 4: Incidence of COVID-19-related Emergency Department visits occurring \geq 15 days post second dose of study intervention.
- (d) Key Secondary Endpoint 5: Incidence of the first post-treatment response (negative at baseline to positive post treatment with study intervention) for SARS-CoV-2 Nucleocapsid antibodies occurring \geq 15 days post second dose of study intervention.

G 9.7 Data Safety Monitoring Committee

Refer to Section [9.6](#).

Appendix H Abbreviations

Abbreviation or special term	Explanation
ACE2	angiotensin-converting enzyme 2
AE	adverse event
AESI	adverse event of special interest
ALT	alanine aminotransferase
AST	aspartate aminotransferase
β-hCG	beta-human chorionic gonadotropin
CDC	Centers for Disease Control and Prevention
ChAdOx1 MERS	chimpanzee adenovirus Ox1 with MERS Spike antigen
ChAdOx1 nCoV-19	name of AZD1222 when initially developed by the University of Oxford
CI	confidence interval
CoV	coronavirus
COVID-19	coronavirus disease 2019
CRO	contract research organization
CSR	clinical study report
DBL	database lock
DSMB	Data Safety Monitoring Board
E	envelope
eCRF	electronic case report form
EDC	electronic data capture
e-Diary	electronic diary
ELISA	enzyme-linked immunosorbent assay
ELISpot	enzyme-linked immunospot
FIH	first-in-human
GCP	Good Clinical Practice
GMFR	geometric mean fold rise
GMT	geometric mean titer
IB	Investigator's Brochure
ICF	informed consent form
ICH	International Council for Harmonisation
IEC	Independent Ethics Committee
IgA	immunoglobulin A
IgG	immunoglobulin G
IgM	immunoglobulin M
IM	intramuscular

Abbreviation or special term	Explanation
IMP	investigational medicinal product
IND	Investigational New Drug
IRB	Institutional Review Board
IRT	Interactive Response Technology
IV	intravenous
M	membrane
MAAE	medically attended adverse event
MERS	Middle East respiratory syndrome
MERS-CoV	Middle East respiratory syndrome coronavirus
MSD	Meso Scale Discovery
NHP	non-human primate
PBMC	peripheral blood mononuclear cell
PSRT	Protocol Safety Review Team
RBD	receptor binding domain
RRR	relative risk reduction
RT-PCR	reverse transcriptase polymerase chain reaction
S	Spike
SAE	serious adverse event
SAP	Statistical Analysis Plan
SARS-CoV	severe acute respiratory syndrome-coronavirus
SARS-CoV-2	severe acute respiratory syndrome-coronavirus 2
SoA	Schedule of Activities
TBL	total bilirubin
tPA	tissue plasminogen activator
ULN	upper limit of normal
US FDA	United States Food and Drug Administration
USA	United States of America
VE	vaccine efficacy
vp	viral particles
WHO	World Health Organization
w/v	weight/volume

Appendix I Protocol Amendment History

The Protocol Amendment Summary of Changes [Table](#) for the current amendment is located directly before the Table of Contents.

Amendment 4 (14 December 2020)

This amendment is considered to be substantial based on the criteria set forth in Article 10(a) of Directive 2001/20/EC of the European Parliament and the Council of the European Union.

Overall Rationale for the Amendment:

The principal reason for this amendment was to incorporate revisions based on FDA feedback and clarifications of study processes. In addition, an immunogenicity cohort was added to expand upon cell-mediated immunity data.

Section # and Name	Description of Change	Brief Rationale	Substantial/ Non-substantial
Title Page	Corrected EudraCT number	Correction	Non-substantial
1.1 Synopsis, 3 Objectives and Endpoints, 9.4.1 General Considerations	Added text to indicate that participants unblinded to treatment assignment prior to having met the criteria for the primary efficacy endpoint will be censored at the date of unblinding.	Clarification	Non-substantial
1.1 Synopsis, 3 Objectives and Endpoints, 9.4.2.2 Secondary Endpoints, Appendix G (Table 15)	Revised the first secondary endpoint	To permit formal statistical comparison and inclusion as key secondary endpoint	Substantial
	Identified the 4 key secondary endpoints (added footnote c)	To indicate these are the endpoints that are multiplicity protected	
1.1 Synopsis, 4.1 Overall Design, 8.5.2.3 Assessment of Mucosal Responses, 8.5.2.4 Assessment of Cell-mediated Immune Response	Added an immunogenicity cohort of approximately 300 participants	To expand upon cell-mediated immunity data	Substantial
1.1 Synopsis, 4.1 Overall Design, 9.2 Sample Size Determination	Reduced the sample size from 40 000 back to the original number of 30 0000	Based on the efficacy already seen in the pooled analysis from the Oxford studies, and the large outbreak in the United	Substantial

Section # and Name	Description of Change	Brief Rationale	Substantial/ Non-substantial
		States has increased the attack rate	
1.1 Synopsis, 9.2 Sample Size Determination	Changed attack rate for primary analysis from 0.6% to 0.8%	Given the reduction in sample size from 40 000 to 30 000	Non-substantial
1.3 Schedule of Activities (Table 2 and Table 3)	Revised Table 2 and Table 3 captions to include “Immunogenicity Cohort”	To address addition of immunogenicity cohort to study	Non-substantial
	Added the collection of PBMCs at Day 180 for substudy and immunogenicity cohort participants to Table 3	To build on data regarding durability of cell-mediated immunity	
	Revised footnote f of Table 3 to indicate that PBMCs will be isolated from up to (instead of approximately) 300 participants in the substudy and approximately 300 participants in the immunogenicity cohort	To include the newly added immunogenicity cohort	
	In Table 3, indicated that assessment of nasal adsorption for SARS-CoV-2 mucosal responses is optional	Clarification	
	In Table 3, indicated that local and systemic predefined solicited AEs apply to the substudy only	Clarification	
1.3 Schedule of Activities (Table 2 and Table 3, footnote c), 6.5.2 Prohibited Concomitant Medications	Added text to indicate that experimental vaccinations, other than AZD1222, for prevention of SARS-CoV-2 or COVID-19 are prohibited. Also, noted that participants who choose to receive a licensed and/or authorized COVID-19 vaccine should inform the Investigator so it can be properly documented and they should be encouraged to continue study conduct.	To exclude experimental vaccinations other than AZD1222 and to allow participants access to emerging standard of care given the rapidly evolving COVID-19 vaccines landscape	Non-substantial
1.3 Schedule of Activities, 8.5 Human Biological Samples, 8.6.2 Other Study-related Biomarker	Removed Optional Genomics Initiative assessment	Due to kit build issues during the COVID-19 pandemic and lack of sample tube availability	Non-substantial

Section # and Name	Description of Change	Brief Rationale	Substantial/ Non-substantial
Research, 8.7 Optional Genomics Initiative Sample, Appendix D			
4.1 Overall Design, 8.1.1 Monitoring COVID-19 Symptoms	In the COVID-19 Qualifying Symptoms table, revised “must be present for ≥ 2 days” to “must be present for ≥ 2 <u>consecutive</u> days”	Clarification	Non-substantial
5.1 Inclusion Criteria (Table 6)	Under combined hormonal methods, changed “injectable” to “intravaginal”	Correction	Non-substantial
	Revised footnote c to specify that sexual abstinence is considered a highly effective method only if defined as refraining from heterosexual intercourse from <u>28 days prior to Day 1 through 60 days following administration of the second dose of study intervention...</u> (instead of ‘during the entire period of the study’)	Clarification	
5.2 Exclusion Criteria	Added a note to Exclusion Criterion 10 to indicate that the AESIs outlined in Appendix F should be considered when evaluating a participant for this exclusion criterion	The presence of these AESIs may be a safety risk to the participant, affect the ability of the participant to participate in the study, or impair interpretation of the study data	Non-substantial
6.3.3 Procedures for Unblinding	Specified the procedures in the event a study participant is contacted about receiving a licensed and/or authorized COVID-19 vaccine	Clarification provided due to recent Emergency Use Authorizations for COVID-19 vaccines	Non-substantial
6.5.2 Prohibited Concomitant Medications	Clarified that routine vaccinations are permitted (as clinically indicated) 30 days after the second vaccination	Clarification	Non-substantial

Section # and Name	Description of Change	Brief Rationale	Substantial/ Non-substantial
8.1.2 Illness Visits	Added text to indicate that if symptoms persist despite a negative test result, Investigators should provide appropriate clinical follow-up of participants, as clinically indicated	PCR test is not 100% accurate and Investigators need to provide appropriate clinical follow-up of any ill participants	Non-substantial
8.1.3 Severe COVID-19	Revised statement to indicate that the severity of COVID-19 will be evaluated in participants with symptoms of COVID-19 (instead of participants who test positive for SARS-CoV-2 by RT-PCR)	To be consistent with CRF completion guidelines asking sites to complete the endpoint CRF regardless of the local PCR result	Non-substantial
8.3.9.1 Potential Neurological AESIs	Added clarification that the Investigator should evaluate the participant and refer to a neurologist as clinically indicated	Based on Investigator feedback	Non-substantial
9.1 Statistical Hypotheses, 9.4.2.1 Primary Endpoint, 9.4.4 Methods for Multiplicity Control	Specified that if the primary endpoint results of the interim or primary analysis are statistically significant, an additional analysis with 5% alpha will be performed once all participants have completed the first year of follow-up	To evaluate long-term efficacy based on 1 year of follow-up before the final analysis	Substantial
9.3 Populations for Analyses (Table 9)	For Per-protocol analysis set, specified that erroneously-treated participants who receive one dose of active study intervention and one dose of placebo, regardless of the sequence, will be excluded from this analysis set	Clarification	Non-substantial
	For the safety analysis set, specified that a participant who has on one or several occasions received active study intervention is classified as active <u>for all summaries, including summaries by dose</u>	Clarification	

Section # and Name	Description of Change	Brief Rationale	Substantial/ Non-substantial
9.4 Statistical Analyses	Added text to indicate when unblinding of personnel involved in the analyses of the study may occur	Clarification for timing of Sponsor unblinding	Non-substantial
9.4.2.1 Primary Endpoint, 9.5 Interim Analyses	Changed “not seropositive” to “seronegative”	Clarification	Non-substantial
9.4.3.1 Primary Endpoints	Clarified that AE analyses will include intercurrent events for safety due to potential unblinding of participants for administration of licensed and/or approved SARS-CoV-2 or COVID-19 vaccine	Clarification	Non-substantial
9.4.4 Methods for Multiplicity Control	Revised to indicate how the primary efficacy endpoints and 4 key secondary endpoints will be assessed	To address the Agency’s request for having a secondary endpoint testing strategy	Substantial

Amendment 3 (26 October 2020)

This amendment is considered to be substantial based on the criteria set forth in Article 10(a) of Directive 2001/20/EC of the European Parliament and the Council of the European Union.

Overall Rationale for the Amendment:

The principal reason for this amendment was to expand AESI evaluation and oversight. Other key revisions included updating the AZD1222 safety profile, increasing the sample size, extending the beyond-use-date for the study intervention, and specifying that the substudy will only be conducted in the USA.

Section # and Name	Description of Change	Brief Rationale	Substantial/ Non-substantial
Title Page	Added ClinicalTrials.gov and EudraCT numbers	To align with updated information	Non-substantial
1.1 Synopsis	Updated Objectives and Endpoints, Overall Design, Number of Participants, Statistical Methods	To align with edits in the protocol body	Non-substantial

Section # and Name	Description of Change	Brief Rationale	Substantial/ Non-substantial
1.2 Schema, Figure 1 Study Design	Noted that the substudy will only be conducted in the USA	Due to logistical issues	Non-substantial
1.3 Schedule of Activities, Table 2	Extended Day 29 visit window from ± 3 days to -3 to + 7 days	To provide greater scheduling flexibility to sites and participants	Non-substantial
1.3 Schedule of Activities, Table 3	<ul style="list-style-type: none"> a) Noted that the substudy will only be conducted in the USA b) Extended Day 29 visit window from ± 3 days to -3 to + 7 days c) For participants who received the first dose between 28 August 2020 and 06 September 2020, extended the window for receiving the second dose 	<ul style="list-style-type: none"> a) Due to logistical issues b) To provide greater scheduling flexibility to sites and participants c) To accommodate receipt of the second dose of study intervention for participants who received their first dose prior to the clinical hold 	Non-substantial
1.3 Schedule of Activities, Table 4	<ul style="list-style-type: none"> a) Broadened optional saliva sample collection for viral shedding to all non-USA sites b) Noted that PBMCs will be collected from participants where operationally feasible 	Clarifications due to logistical issues	Non-substantial
2.2 Background	Updated information on the nonclinical and clinical AZD1222 development program	To align with information in the updated AZD1222 IB	Non-substantial
2.3.1 Risk Assessment	Revised important potential risks		Substantial
3 Objectives and Endpoints, Table 5	<ul style="list-style-type: none"> a) Revised estimand description for the primary efficacy endpoint to be conducted in the fully vaccinated analysis set, and added a secondary objective to estimate efficacy in all participants regardless of prior SARS-CoV-2 infection b) Noted that the substudy will only be conducted in the USA 	<ul style="list-style-type: none"> a) To align with the statistical plan b) Due to logistical issues 	Non-substantial

Section # and Name	Description of Change	Brief Rationale	Substantial/ Non-substantial
4.1 Overall Design	<ul style="list-style-type: none"> a) Increased the sample size from 30 000 to 40 000 participants b) For participants who received the first dose between 28 August 2020 and 06 September 2020, extended the window for receiving the second dose c) Noted that the substudy will be conducted only in the USA d) Added a description of the independent Neurological AESI Expert Committee 	<ul style="list-style-type: none"> a) Increased based on updated attack rates and public health emergency b) To accommodate receipt of the second dose of study intervention for participants who received their first dose prior to the clinical hold c) Due to logistical issues d) New committee to provide advice on selected neurological AESIs 	<ul style="list-style-type: none"> a) Substantial b) Non-substantial c) Non-substantial d) Substantial
4.2.1 Rationale for Study Design and Participant Population	Revised enrollment status for Study COV002	Aligned with updated study status	Non-substantial
6.2.1.1 AZD1222, 6.2.1.2 Placebo	Extended the beyond-use-date from 4 hours to 6 hours	To align with revised use hold times based on recent microbial challenge study data	Non-substantial
8.3.9 Adverse Events of Special Interest	Expanded the AESI list and specified that AESIs will be reported to the Sponsor within one day of becoming aware of the event	To permit close monitoring and rapid communication of safety information, and further understanding of the AZD1222 safety profile	Substantial
8.3.9.1 Potential Neurological AESIs	New section for evaluation of potential neurological AESIs	For additional safety monitoring	Substantial
8.5.2.4 Assessment of Cell-mediated Immune Responses	Noted that PBMCs will be collected from participants where operationally feasible	Clarifications due to logistical issues	Non-substantial
8.6.1.2 Assessment of Viral Shedding	Broadened optional saliva sample collection for viral shedding to all non-USA sites		
9.2 Sample Size Determination	Updated to incorporate the increased sample size from 30 000 to 40 000 participants as well as the underlying assumptions	Increased based on updated attack rates and public health emergency	Substantial

Section # and Name	Description of Change	Brief Rationale	Substantial/ Non-substantial
9.3 Populations for Analyses	Added a fully vaccinated analysis set and revised the per-protocol analysis set to be based on participants in the fully vaccinated analysis set	To align with the revised statistical analyses for the primary endpoint	Non-substantial
9.4.1 General Considerations 9.4.2.1 Primary Endpoint 9.4.2.2 Secondary Endpoints	Revised analyses	To align with the current analysis plan	Non-substantial
Appendix A5 Committee Structure	Added a description of the independent Neurological AESI Expert Committee	New committee to provide advice on selected neurological AESIs	Substantial
Appendix F Adverse Events of Special Interest	a) Expanded the AESI list and provided a description of the events b) Added new table listing potential immune-mediated conditions to provide more detail on this new AESI	To permit close monitoring and rapid communication of safety information and further understand the AZD1222 safety profile	Substantial
Appendix G	a) Primary endpoint: Revised to note that the statistical analysis will be conducted in participants with negative serostatus at baseline b) Secondary endpoint evaluating symptomatic COVID-19 per CDC criteria: Revised the case definition to remove a minimum duration for any of the symptoms c) Added a secondary objective to estimate efficacy in all participants regardless of prior SARS-CoV-2 infection	To align with statistical analyses	Non-substantial

Amendment 2 (17 September 2020)

Overall Rationale for the Amendment:

The principal reason for this amendment was to address US FDA feedback to the Investigational New Drug application. Additional changes included statistical revisions per DSMB request and other revisions to provide clarity or correct inadvertent errors. All the changes were considered non-substantial.

Section # and Name	Description of Change	Brief Rationale	Substantial/ Non-substantial
1.1 Synopsis	Updated Objectives and Endpoints, Overall Design, Statistical Methods	To align with edits in the protocol body	Non-substantial
1.3 Schedule of Activities, Table 3	Removed 'at least' to clarify that PBMCs will be isolated from approximately 300 participants	Clarification	Non-substantial
1.3 Schedule of Activities, Table 4	<ul style="list-style-type: none"> a) Added new footnote 'b' to indicate that collection of saliva sample for viral shedding assessment is optional in Chile/Peru and may occur after a feasibility assessment has been completed b) Footnote 'c': removed the requirement for the RT-PCR test to be a rapid test 	<ul style="list-style-type: none"> a) Feasibility of collection of saliva samples in Chile/Peru is underway b) Not a requirement per protocol and provides more flexibility to the sites 	Non-substantial
3 Objectives and Endpoints, Table 5	<ul style="list-style-type: none"> a) Revised definition of intercurrent event b) Revised secondary objective 1 to assess for all SARS-COV-2 infection c) Added an exploratory objective to estimate the efficacy of 2 IM doses of AZD1222 compared to placebo for COVID-19-related deaths d) Added an exploratory objective to estimate the efficacy of AZD1222 compared to placebo for the prevention of COVID-19 following the first dose e) Renumbered exploratory objective 12: removed 'serum' prior to B- and T-cell responses 	<ul style="list-style-type: none"> a) To align with changes in the primary analysis b) To align with analyses c) Per US FDA request d) Per DSMB request e) To correct a misstatement 	Non-substantial

Section # and Name	Description of Change	Brief Rationale	Substantial/ Non-substantial
4.1 Overall Design	Removed requirement to limit initial enrollment to participants 18 to 55 years of age	The US FDA reviewed the accrued data from the ongoing University of Oxford studies and approved enrollment in all age groups prior to enrollment of the first subject.	Non-substantial
6.2.1 Dose Preparation and Administration	Clarified description for use of AZD1222 and placebo within the beyond-use-date	To avoid confusion in the time period from the first needle puncture of the AZD1222 vial or placebo vial/IV bag to dose administration	Non-substantial
6.2.1.1 AZD1222 (Additional change)	Removed specification for a 1 mL syringe to be used for AZD1222 dose preparation	To provide flexibility in dose administration	Non-substantial
6.5 Concomitant Therapy	Specified that all concomitant medication must be recorded in the eCRF	Per US FDA request	Non-substantial
6.5.1 Permitted Concomitant Medications	Clarified the concomitant medications permitted for the treatment of COVID-19 after receiving study intervention	Per US FDA request	Non-substantial
6.5.2 Prohibited Concomitant Medications	<ul style="list-style-type: none"> a) For participants who received a prohibited concomitant medication, described the potential impact on participation in the study, including study withdrawal, discontinuation of study intervention, or evaluability in analysis data sets b) Added immunoglobulins and/or blood product 	<ul style="list-style-type: none"> a) Per US FDA request b) For alignment with exclusion criterion 13 	Non-substantial
7.1 Discontinuation of Study Intervention	<ul style="list-style-type: none"> a) Added new criterion for laboratory-confirmed SARS-CoV-2 infection b) Revised criterion that any allergic reaction related to study intervention, regardless of severity grade, will result in study discontinuation 	<ul style="list-style-type: none"> a) Clarification b) Per US FDA request c) Per US FDA request 	Non-substantial

Section # and Name	Description of Change	Brief Rationale	Substantial/ Non-substantial
	c) Added new criterion for receipt of prohibited concomitant medication that may jeopardize the safety of the participant or interpretation of the data		
8.1.2 Illness Visits	Clarified that home collection requirements include digital health device and Illness e-Diary recordings, and saliva samples	Per US FDA request	Non-substantial
8.1.2.2 Digital Health Device	Described the monitoring protocols for triage and follow-up of alerts from the digital health device	Per US FDA request	Non-substantial
8.5.2.4 Assessment of Cell-mediated Immune Responses	Clarified the number of participants who will provide PBMC samples, ie, approximately 300 in the substudy and from up to approximately the first 3 000 during the Day 1 illness visit	To align with the SoA Table 3 and Table 4	Non-substantial
8.6.1.1 Virologic Assessments (additional change)	Clarified that a validated multiplexed respiratory panel may be utilized to assess the presence of respiratory pathogens	Multiplexed respiratory panel testing is not an absolute requirement	Non-substantial
8.6.1.2 Assessment of Viral Shedding	<ul style="list-style-type: none"> a) Clarified that saliva collection is performed utilizing a Spectrum DNA (SDNA-1000) collection kit b) Removed ‘qualitative’ to describe the type of shedding assessment c) Added information that collection of saliva sample for viral shedding assessment is optional in Chile/Peru and may occur after a feasibility assessment has been completed 	<ul style="list-style-type: none"> a) Clarification b) Updated due to an assay improvement c) Feasibility of collection of saliva samples in Chile/Peru is underway 	Non-substantial
9 Statistical Considerations 9.1, 9.2, 9.4, 9.4.2.1, 9.4.4, and 9.5	Amended the testing strategy, sample sizing, as well as number of events required for the interim and primary analyses	Per DSMB request	Non-substantial

Section # and Name	Description of Change	Brief Rationale	Substantial/ Non-substantial
9.3 Populations for Analysis, Table 9	Added definition for immunogenicity analysis set	To describe the population to be used for the immunogenicity assessments	Non-substantial
9.4.1 General Considerations	Revised definition of intercurrent event	To align with changes in the primary analysis	Non-substantial
9.4.2 Efficacy	<ul style="list-style-type: none"> a) Added reference to new Appendix G (see description for Appendix G below) b) Added description of an adjudication committee that will review data of potential cases for the COVID-19-related efficacy endpoints 	<ul style="list-style-type: none"> a) Per US FDA request b) To provide clarity on the process for determining cases to be included in the COVID-19-related efficacy evaluations 	Non-substantial
9.4.2.1 Primary Endpoint (additional change)	Clarified a supportive analysis of the primary endpoint	Incorrect statement about censored observations removed	Non-substantial
9.4.2.2 Secondary Endpoints	<ul style="list-style-type: none"> a) Bullet 1: Clarified that the endpoint will assess the proportion of participants who have a post-treatment response (negative at baseline to positive post treatment with study intervention) for SARS-CoV-2 Nucleocapsid antibodies over time b) Bullet 2: Included the endpoint to assess the incidence of SARS-CoV-2 RT-PCR positive symptomatic illness using the CDC criteria c) Bullet 3: Clarified the University of Oxford symptom criteria used to assess the incidence of SARS-CoV-2 RT-PCR positive symptomatic illness d) Specified the analyses for the incidence endpoints, and added a description of the analysis for participants positive for SARS-CoV-2 Nucleocapsid antibodies 	<ul style="list-style-type: none"> a) To align with analyses b) Corrected an inadvertent omission c) Per US FDA request d) Clarification 	Non-substantial

Section # and Name	Description of Change	Brief Rationale	Substantial/ Non-substantial
Appendix A5 Committee Structure	Added description of an adjudication committee that will review data of potential cases for the COVID-19-related efficacy endpoints	To provide clarity on the process for determining cases to be included in the COVID-19-related efficacy evaluations	
Appendix G Overview of Primary and Secondary Efficacy Objectives, Endpoints, and Associated Case Definitions	New overview table presenting the primary and secondary efficacy objectives, endpoints, and associated case definitions	Per US FDA request	Non-substantial
Appendix I Protocol Amendment History	Moved summary of changes for Protocol Amendment 1 to this new appendix	Per protocol template	Non-substantial

CDC = Centers for Disease Control and Prevention; COVID-19 = coronavirus disease 2019; eCRF = electronic case report form; DSMB = Data Safety Monitoring Board; e-Diary = electronic diary; IM = intramuscular; NP = nasopharyngeal; PBMC = peripheral blood mononuclear cell; RT-PCR = reverse transcriptase polymerase chain reaction; SARS-CoV-2 = severe acute respiratory syndrome-coronavirus 2; SoA = schedule of activities; US FDA = United States Food and Drug Administration.

Amendment 1 (10 August 2020)

Overall Rationale for the Amendment:

Section # and Name	Description of Change	Brief Rationale	Substantial/ Non-substantial
1.1 Synopsis	Updated Objectives and Endpoints, Overall Design, and Statistical Methods	To align with edits in main body	Non-substantial
1.2 Schema	Revised the footnote to identify the number of randomized participants in each age group to participate in the substudy	To identify by age group the 3 000 randomized participants who will participate in the substudy	Non-substantial
1.3 Schedule of Activities Table 2 Treatment and Follow-up Period - Main Study	Added assessment for recording any concomitant medication administered for the treatment of an SAE, MAAE, or AESI from Day 90 through Day 730	To support evaluation of SAEs, MAAEs, or AESIs	Non-substantial
1.3 Schedule of Activities Table 3 Treatment and Follow-up Period - Substudy	a) Added assessment for recording any concomitant medication administered for the treatment of an SAE, MAAE, or AESI from Day 90 through Day 730	a) To support evaluation of SAEs, MAAEs, or AESIs b) To help ensure PBMCs can be collected in	Non-substantial

Section # and Name	Description of Change	Brief Rationale	Substantial/ Non-substantial
	b) Footnote d: identified that 'at least 300' participants in the substudy can have PBMCs collected	participants across age groups	
2.2 Background	a) Corrected the study number for the University of Oxford South African clinical study b) Updated preliminary clinical data from Study COV001 and Study COV002	To align with: a) The study number correction made by the University of Oxford b) The updated AZD1222 IB, Edition 1.1	Non-substantial
2.3.1 Risk Assessment	Updated common solicited AE information	To align with the updated AZD1222 IB, Edition 1.1	Non-substantial
3 Objectives and Endpoints	a) Clarified that secondary objective 6 is performed in substudy and illness visits only b) Footnote a: identified the number of randomized participants in each age group to participate in the substudy	a) Humoral responses to AZD1222 are not required for main study participants b) To identify by age group the 3 000 randomized participants who will participate in the substudy	Non-substantial
4.1 Overall Design	a) Clarified that enrollment will begin with participants 18 to 55 years of age, followed by older age groups after FDA review of accruing clinical data b) Identified the number of randomized participants in each age group to participate in the substudy	a) To provide for review of immunogenicity data in older subjects prior to enrollment' b) To identify by age group the 3 000 randomized participants who will participate in the substudy	Non-substantial
4.2.1 Rationale for Study Design and Participant Population	Updated the number of participants 56 to 69 and ≥ 70 years of age anticipated to have received AZD1222 at time of study initiation	To align with updated study status	Non-substantial
5.1 Inclusion Criteria	Corrected number formatting to separate Criteria 3 and 4	Inclusion criterion 4 was erroneously included under inclusion criterion 3	Non-substantial

Section # and Name	Description of Change	Brief Rationale	Substantial/ Non-substantial
5.2 Exclusion Criteria	a) Clarified Criterion 2 to include participants with any other demyelinating condition b) Clarified Criterion 6 to state ≥ 20 mg per day vs ≥ 20 mg/kg/day of prednisone	Per NIH request Correct typographical error	Non-substantial
6.1.2 Dosing Instructions	Deleted instructions to cover the injection site with a sterile dressing	Erroneously included in original protocol	Non-substantial
6.2.1 Dose Preparation and Administration; 6.2.1.1 AZD1222 6.2.1.2 Placebo	Clarified that AZD1222 and placebo doses drawn into syringes for administration must be administered according to the beyond-use-date of the vial or IV bag	To align with the beyond-use-date of the vial or IV bag as AZD1222 and placebo do not contain preservatives	Non-substantial
7.2 Participant Withdrawal from the Study	Clarified that all collected samples will be destroyed if the participant withdraws consent for use of existing samples	To align with current process	Non-substantial
8.1.1 Monitoring COVID-19 Symptoms	Clarified that investigator judgement should be used when determining which participants should initiate illness visits during the 7 days following administration of each dose of study intervention	To help ensure that qualifying symptoms for illness visits are due to potential infection with SARS-CoV-2 and not to reactogenicity of the study intervention	Non-substantial
8.1.2.2 Digital Health Device	Clarified that the monitoring team will receive and triage alerts associated with participants' digital health device data rather than the investigator	To align with current process	Non-substantial
9.1 Statistical Hypotheses 9.4.2.1 Primary Endpoint 9.4.4 Methods for Multiplicity Control 9.5 Interim Analyses	Clarified the statistical significance for determining vaccine efficacy	To add greater detail to the statistical analysis approach for the primary estimand	Non-substantial
9.4 Statistical Analyses	Clarified that the SAP will be approved prior to the interim analysis vs the primary analysis	Per standard practice	Non-substantial

Section # and Name	Description of Change	Brief Rationale	Substantial/ Non-substantial
Appendix A 5 Committee Structure	Added criteria for pausing the study for DSMB review	To ensure safety oversight	Non-substantial
Appendix E Toxicity Grading Scales for Solicited Adverse Events			
Table 11 Clinical Abnormalities: Vital Signs	Revised the temperature range for fever	To align with definition of fever throughout the main body	Non-substantial
Table 12 Clinical Abnormalities: Systemic	Added information for assessing severity grade of chills and deleted diarrhea	To align with solicited adverse events being collected, which includes chills but not diarrhea	Non-substantial

AESI = adverse event of special interest; MAAE = medically attended adverse event; NIH = National Institutes of Health; SAE = serious adverse event; SAP = Statistical Analysis Plan.

11 REFERENCES

Bexsero SmPC. Bexsero (meningococcal group-B vaccine [rDNA, component, adsorbed]) summary of product characteristics; GlaxoSmithKline UK, Middlesex, UK. <https://www.medicines.org.uk/emc/product/5168/smpc#gref>. Published 2020. Accessed 15 January 2021.

CDC. (Centers for Disease Control and Prevention). Coronavirus Disease 2019 (COVID-19), Symptoms of Coronavirus. <https://www.cdc.gov/coronavirus/2019-ncov/symptoms-testing/symptoms.html>. Published 2020. Accessed 01 July 2020.

COVID-19 Vaccine AstraZeneca SmPC. COVID-19 vaccine (ChAdOx-S [recombinant]) SmPC. https://assets.publishing.service.gov.uk/government/uploads/system/uploads/attachment_data/file/950250/Information_for_UK_healthcare_professionals_on_COVID-19_Vaccine_AstraZeneca.pdf. Published 2021. Accessed 12 January 2021.

FDA. (Food and Drug Administration). Guidance for Industry. Toxicity grading scale for healthy adult and adolescent volunteers enrolled in preventive vaccine clinical trials. . <https://www.fda.gov/media/73679/download>. Published 2007. Accessed 20 June 2020.

Folegatti PM, Bittaye M, Flaxman A, Lopez FR, Bellamy D, Kupke A et al. Safety and immunogenicity of a candidate Middle East respiratory syndrome coronavirus viral-vectored vaccine: a dose-escalation, open-label, non-randomised, uncontrolled, Phase 1 trial. *Lancet Infect Dis*. 2020a;20(7):816-26.

Folegatti PM, Ewer KJ, Aley PK, Angus B, Becker S, Belij-Rammerstorfer S et al. Safety and immunogenicity of the ChAdOx1 nCoV-19 vaccine against SARS-CoV-2: a preliminary report of a phase 1/2, single-blind, randomised controlled trial. *Lancet*. 2020b;S0140-6736(20):31604-4.

Gardasil PI. Gardasil (human papillomavirus quadrivalent [types 6, 11, 16, and 18] vaccine, recombinant) package insert; Merck & Co., Inc., Whitehouse Station, NJ, USA. <https://www.fda.gov/files/vaccines,%20blood%20&%20biologics/published/Package-Insert---Gardasil.pdf>. Published 2015. Accessed 15 January 2021.

Gardasil SmPC. Gardasil (human papillomavirus vaccine) summary of product characteristics; Merck Sharpe & Dohme Limited, Hertfordshire, UK. <https://www.medicines.org.uk/emc/product/261/smpc>. Published 2020. Accessed 15 January 2021.

Graham SP, McLean RK, Spencer AJ, Belij-Rammerstorfer S, Wright D, Ulaszewska M et al. Evaluation of the immunogenicity of prime-boost vaccination with the replication-deficient viral vectored COVID-19 vaccine candidate ChAdOx1 nCoV-19. *npj Vaccines*. 2020;5(1):69.

Lambert P-H, Ambrosino DM, Andersen SR, Baric RS, Black SB, Chen RT et al. Consensus summary report for CEPI/BC March 12–13, 2020 meeting: Assessment of risk of disease enhancement with COVID-19 vaccines. *Vaccine*. 2020;38(31):4783-91.

Li F. Structure, Function, and Evolution of Coronavirus Spike Proteins. *Annu Rev Virol*. 2016;3(1):237-61.

Lu R, Zhao X, Li J, Niu P, Yang B, Wu H et al. Genomic characterisation and epidemiology of 2019 novel coronavirus: implications for virus origins and receptor binding. *Lancet*. 2020;395(10224):565-74.

Menactra PI. Menactra (meningococcal [groups A, C, Y and W-135] polysaccharide diphtheria toxoid conjugate vaccine) package insert; Sanofi Pasteur Inc., Swiftwater, PA, USA. <https://www.fda.gov/files/vaccines,%20blood%20&%20biologics/published/Package-Insert---Menactra.pdf>. Published 2018. Accessed 15 January 2021.

Menveo SmPC. Menveo (meningococcal group A, C, W135 and Y conjugate vaccine) summary of product characteristics; GlaxoSmithKline UK, Middlesex, UK. <https://www.medicines.org.uk/emc/medicine/27347#gref>. Published 2020. Accessed 15 January 2021.

NIH. (National Institutes of Health). Guidelines for the use of antiretroviral agents in adults and adolescents with HIV. <https://aidsinfo.nih.gov/guidelines>. Published 2020. Accessed 10 August 2020.

Rajão DS, Chen H, Perez DR, Sandbulte MR, Gauger PC, Loving CL et al. Vaccine-associated enhanced respiratory disease is influenced by haemagglutinin and neuraminidase in whole inactivated influenza virus vaccines. *The Journal of general virology*. 2016;97(7):1489-99.

Repevax SmPC. Repevax (diphtheria, tetanus, pertussis [acellular] and poliomyelitis [inactivated]) summary of product characteristics; Sanofi Pasteur, Berkshire, UK. <https://www.medicines.org.uk/emc/medicine/15256#gref>. Published 2020. Accessed 15 January 2021.

Rovira À, Wattjes MP, Tintoré M, Tur C, Yousry TA, Sormani MP et al. MAGNIMS consensus guidelines on the use of MRI in multiple sclerosis—clinical implementation in the diagnostic process. *Nature Reviews Neurology*. 2015;11(8):471-82.

Schmitt-Thompson. Clinical Content. COVID-19 Resources. 2020. <https://www.stcc-triage.com/covid-19-resources>. Published 2020. Accessed 01 September 2020.

Serazin NA, Edem B, Williams SR, Ortiz JR, Kawade A, Das MK et al. Acute respiratory distress syndrome (ARDS) as an adverse event following immunization: case definition & guidelines for data collection, analysis, and presentation of immunization safety data. [manuscript submitted]. 2020.

SPEAC. (Safety Platform for Emergency Vaccines) D2.3 Priority list of adverse events of special interest: COVID-19. Work Package: WP2 Standards and Tools. v1.1. 05 March 2020. https://media.tghn.org/articles/COVID-19_AESIs_SPEAC_V1.1_5Mar2020.pdf. Published 2020. Accessed 14 June 2020.

Trumenba PI. Trumenba (meningococcal group B vaccine) package insert; Wyeth Pharmaceuticals Inc, Philadelphia, PA, USA. <https://www.fda.gov/files/vaccines,%20blood%20&%20biologics/published/Package-Insert---TRUMENBA.pdf>. Published 2018. Accessed 15 January 2021.

van Doremalen N, Lambe T, Spencer A, Belij-Rammerstorfer S, Purushotham JN, Port JR et al. ChAdOx1 nCoV-19 vaccine prevents SARS-CoV-2 pneumonia in rhesus macaques. *Nature* [Internet]. 2020 30 July 2020 [cited Access Date]. Available from: <https://doi.org/10.1038/s41586-020-2608-y>.

Vaxelis PI. Vaxelis (diphtheria and tetanus toxoids and acellular pertussis, inactivated poliovirus, haemophilus b conjugate and hepatitis B vaccine) package insert; Merck Sharp & Dohme Corp., Whitehouse Station, NJ, USA and Sanofi Pasteur, Inc., Swiftwater, PA, USA. <https://www.fda.gov/media/119465/download>. Published 2020. Accessed 15 January 2021.

Vogel TP, Top KA, Karatzios C, Hilmers DC, Tapia LI, Mocerri P et al. Multi-system inflammatory syndrome in children and adults (MIS-C/A): case definition & guidelines for data collection, analysis, and presentation of immunization safety data. [manuscript submitted]. 2020.

Voysey M, Clemens SAC, Madhi SA, Weckx LY, Folegatti PM, Aley PK et al. Safety and efficacy of the ChAdOx1 nCoV-19 vaccine (AZD1222) against SARS-CoV-2: an interim analysis of four randomised controlled trials in Brazil, South Africa, and the UK. *Lancet*. 2020.

Waldrop G, Doherty M, Vitoria M, Ford N. Stable patients and patients with advanced disease: consensus definitions to support sustained scale up of antiretroviral therapy. *Tropical medicine & international health : TM & IH*. 2016;21(9):1124-30.

WHO. (World Health Organization) COVID-19 weekly epidemiological update. 18 October 2020. https://www.who.int/docs/default-source/coronaviruse/situation-reports/20201020-weekly-epi-update-10.pdf?sfvrsn=58786643_26&download=true. Published 2020. Accessed 23 October 2020.

Zhou P, Yang X-L, Wang X-G, Hu B, Zhang L, Zhang W et al. A pneumonia outbreak associated with a new coronavirus of probable bat origin. *Nature*. 2020.

Zhu N, Zhang D, Wang W, Li X, Yang B, Song J et al. A novel coronavirus from patients with pneumonia in China, 2019. *N Engl J Med*. 2020;382(8):727-33.

Zou G. A modified poisson regression approach to prospective studies with binary data. *Am J Epidemiol*. 2004;159(7):702-6.

SIGNATURE PAGE

This is a representation of an electronic record that was signed electronically and this page is the manifestation of the electronic signature

Document Name: d8110c00001-csp-amendment-5		
Document Title:	D8110C00001 Clinical Study Protocol Amendment 5	
Document ID:	Doc ID-004315165	
Version Label:	8.0 CURRENT LATEST APPROVED	
Server Date (dd-MMM-yyyy HH:mm 'UTC'Z)	Signed by	Meaning of Signature
18-Jan-2021 19:14 UTC	PPD [REDACTED]	Content Approval
18-Jan-2021 18:45 UTC	PPD [REDACTED]	Content Approval
18-Jan-2021 18:49 UTC	PPD [REDACTED]	Content Approval
18-Jan-2021 19:54 UTC	PPD [REDACTED]	Author Approval

Notes: (1) Document details as stored in ANGEL, an AstraZeneca document management system.

Clinical Study Protocol	
Study Intervention	AZD1222
Study Code	D8110C00001
Version	Amendment 6
Date	19 February 2021

TITLE PAGE

A Phase III Randomized, Double-blind, Placebo-controlled Multicenter Study in Adults to Determine the Safety, Efficacy, and Immunogenicity of AZD1222, a Non-replicating ChAdOx1 Vector Vaccine, for the Prevention of COVID-19

Sponsor Name:	AstraZeneca AB
Legal Registered Address:	151 85 Södertälje, Sweden
Regulatory Agency Identifier Number(s):	IND number 23522 NCT04516746 EudraCT number 2020-005226-28

This Clinical Study Protocol has been subject to a peer review according to AstraZeneca Standard procedures. The Clinical Study Protocol is publicly registered and the results are disclosed and/or published according to the AstraZeneca Global Policy on Bioethics and in compliance with prevailing laws and regulations.

Protocol Number: D8110C00001

Amendment Number: 6

Study Intervention: AZD1222

Study Phase: III

Short Title: Phase III Double-blind, Placebo-controlled Study of AZD1222 for the Prevention of COVID-19 in Adults

Study Physician Name and Contact Information will be provided separately

USA Coordinating Investigators: Ann Falsey, MD
University of Rochester School of Medicine
Rochester, NY

Magda Sobieszczyk, MD
Columbia University
New York, NY

PROTOCOL AMENDMENT SUMMARY OF CHANGES TABLE

DOCUMENT HISTORY	
Document	Date
Amendment 6	19 February 2021
Amendment 5	18 January 2021
Amendment 4	14 December 2020
Amendment 3	26 October 2020
Amendment 2	17 September 2020
Amendment 1	10 August 2020
Original Protocol	15 July 2020

Amendment 6 (19 February 2021)

This amendment is considered to be substantial based on the criteria set forth in Article 10(a) of Directive 2001/20/EC of the European Parliament and the Council of the European Union.

Overall Rationale for the Amendment:

The principal reason for this amendment was to remove the extended dosing interval assessment and to remove adolescents from the study population that were added to Amendment 5. (Note: Amendment 5 was not implemented.)

Section # and Name	Description of Change	Brief Rationale	Substantial/ Non-substantial
Title Page, 1.1 Synopsis	Removed “and Adolescents” from the title	Given removal of adolescents from the study population	Substantial
1.1 Synopsis, 2.1 Study Rationale	Removed text from the study rationale regarding adolescents		
1.1 Synopsis	Reduced the number of study sites from 300 to 150	To more realistically align with the actual number of sites	Non-substantial
1.1 Synopsis, 3 Objective and Endpoints, Appendix F (Table 15)	Upgraded exploratory endpoint 5 to secondary endpoint 9	To gain information on efficacy following a single dose of AZD1222	Substantial
1.1 Synopsis, 1.2 Schema, 1.3 Schedule of Activities 3 Objectives and Endpoints, 4.1 Overall Design, 4.2 Scientific Rationale for Study Design, 4.3 Justification for Dose, 4.4 End of Study Definition, 5 Study Population, 6.1.2 Dosing Instructions, 6.3 Measures to Minimize Bias: Randomization and Blinding, 7.1 Discontinuation of Study Intervention 8 Study Assessments	Removed Appendix G Part 2 and any cross-references to Appendix G Part 2	Given removal of Part 2 from the protocol	Substantial
	Removed the “Part 1” label from the main study and corresponding substudy and immunogenicity cohort		Substantial

Section # and Name	Description of Change	Brief Rationale	Substantial/ Non-substantial
and Procedures, 9 Statistical Considerations, Appendix G Part 2			
1.1 Synopsis, Appendix F (Table 15)	Removed specification that primary objective 3 and secondary objectives 7-8 apply to both Part 1 and Part 2	Given removal of Part 2 from the protocol	Substantial
3 Objectives and Endpoints	Removed specification that primary objective 3, secondary objectives 7-8, and exploratory objectives 5-13 apply to both Part 1 and Part 2	Given removal of Part 2 from the protocol	Substantial
	Removed footnote d from Table 5 that indicated exploratory endpoint 5 is an exploratory endpoint for Part 1, but a secondary endpoint for Part 2		
4.2.2 Rationale for Study Endpoints, 8.3.9 Adverse Events of Special Interest, 11 References, Appendix E	Removed the Serazin et al 2020 and Vogel et al 2020 references	Given removal of the multisystem inflammatory syndrome in children and adults (MIS-C/A) and acute respiratory distress syndrome (ARDS) terms from Appendix E, Table 13	Non-substantial
8.1.2.1 SARS-CoV-2 Testing and Other Virology Assessments	Added text to explain that genotypic evaluation of SARS-CoV-2 is planned at Days 1 and 14 illness visits but may be performed at Days 21 and 28 illness visits based upon logistical constraints, safety signals, or emerging data on efficacy of AZD1222 against viral variants	Clarification	Non-substantial
9.4.2.2 Secondary Endpoints, Appendix F (Table 15)	Revised the list of secondary endpoints to align with the Synopsis and Section 3 of the protocol	Consistency	Non-substantial

Section # and Name	Description of Change	Brief Rationale	Substantial/ Non-substantial
A5 Committee Structure	Revised this section	To align with the current version of the statistical analysis plan	Non-substantial
Appendix E (Table 13)	Removed reference to MIS-C/A and ARDS	Given removal of the adolescent population	Non-substantial
Appendix G Part 2	Removed this appendix	Given removal of Part 2 from the protocol	Substantial
Throughout	Minor editorial revisions	Minor, therefore, were not summarized	Non-substantial

TABLE OF CONTENTS

TITLE PAGE.....	1
PROTOCOL AMENDMENT SUMMARY OF CHANGES TABLE.....	3
TABLE OF CONTENTS.....	7
1 PROTOCOL SUMMARY	12
1.1 Synopsis	12
1.2 Schema	18
1.3 Schedule of Activities.....	18
2 INTRODUCTION	27
2.1 Study Rationale	27
2.2 Background	27
2.3 Benefit/Risk Assessment.....	29
2.3.1 Risk Assessment.....	30
2.3.2 Benefit Assessment.....	30
2.3.3 Overall Benefit: Risk Conclusion.....	30
3 OBJECTIVES AND ENDPOINTS.....	30
4 STUDY DESIGN	34
4.1 Overall Design.....	34
4.2 Scientific Rationale for Study Design	36
4.2.1 Rationale for Study Design and Participant Population	36
4.2.2 Rationale for Study Endpoints	37
4.3 Justification for Dose.....	37
4.4 End of Study Definition	38
5 STUDY POPULATION	39
5.1 Inclusion Criteria	39
5.2 Exclusion Criteria.....	41
5.3 Lifestyle Considerations	42
5.4 Screen Failures	42
6 STUDY INTERVENTION.....	43
6.1 Study Interventions Administered	43
6.1.1 Investigational Products.....	43
6.1.2 Dosing Instructions.....	44
6.2 Preparation/Handling/Storage/Accountability	44
6.2.1 Dose Preparation and Administration.....	45
6.2.1.1 AZD1222.....	45
6.2.1.2 Placebo	45
6.3 Measures to Minimize Bias: Randomization and Blinding	45
6.3.1 Randomization.....	45

6.3.2	Blinding.....	46
6.3.3	Procedures for Unblinding	46
6.4	Study Intervention Compliance.....	47
6.5	Concomitant Therapy.....	47
6.5.1	Permitted Concomitant Medications	47
6.5.2	Prohibited Concomitant Medications	47
6.6	Dose Modification	48
6.7	Intervention After the End of the Study.....	48
7	DISCONTINUATION OF STUDY INTERVENTION AND PARTICIPANT DISCONTINUATION/WITHDRAWAL.....	49
7.1	Discontinuation of Study Intervention.....	49
7.1.1	Study Suspension or Termination.....	49
7.2	Participant Withdrawal from the Study	50
7.3	Lost to Follow-up	50
8	STUDY ASSESSMENTS AND PROCEDURES	50
8.1	Efficacy Assessments.....	51
8.1.1	Monitoring COVID-19 Symptoms	51
8.1.2	Illness Visits	52
8.1.2.1	SARS-CoV-2 Testing and Other Virology Assessments.....	53
8.1.2.2	Digital Health Device	53
8.1.2.3	Illness e-Diary	54
8.1.3	Severe COVID-19	55
8.1.4	Medical Notes Review.....	55
8.1.5	Monitoring for Asymptomatic Infection.....	55
8.2	Safety Assessments.....	55
8.2.1	Physical Examinations	56
8.2.2	Vital Signs	56
8.2.3	Clinical Laboratory Assessments	56
8.3	Adverse Events and Serious Adverse Events.....	57
8.3.1	Time Period and Frequency for Collecting AE and SAE Information.....	57
8.3.2	Follow-up of AEs and SAEs	57
8.3.3	Causality Collection.....	58
8.3.4	Adverse Events Based on Signs and Symptoms	59
8.3.5	Adverse Events Based on Examinations and Tests	59
8.3.6	Hy’s Law	59
8.3.7	Solicited Adverse Events (Only for Substudy)	60
8.3.8	Medically Attended Adverse Events	61
8.3.9	Adverse Events of Special Interest	61
8.3.9.1	Potential Neurological AESIs	61
8.3.10	Reporting of Serious Adverse Events.....	63
8.3.11	Pregnancy.....	63
8.3.11.1	Maternal Exposure.....	63
8.3.12	Medication Error.....	64

8.3.13	Medical Device Deficiencies.....	64
8.4	Overdose	65
8.5	Human Biological Samples.....	65
8.5.1	Pharmacokinetics.....	65
8.5.2	Immunogenicity Assessments	66
8.5.2.1	SARS-CoV-2 Serology Assessments	66
8.5.2.2	SARS-CoV-2 Neutralizing Antibody Assessments	66
8.5.2.3	Assessment of Mucosal Responses	66
8.5.2.4	Assessment of Cell-mediated Immune Responses	66
8.5.2.5	Additional Serum Immunogenicity	67
8.5.3	Pharmacodynamics	67
8.6	Human Biological Sample Biomarkers	67
8.6.1	Collection of Mandatory Samples for Biomarker Analysis	67
8.6.1.1	Virologic Assessments.....	67
8.6.1.2	Assessment of Viral Shedding	68
8.6.2	Other Study-related Biomarker Research	68
8.7	Optional Genomics Initiative Sample.....	68
8.8	Medical Resource Utilization and Health Economics	68
9	STATISTICAL CONSIDERATIONS.....	68
9.1	Statistical Hypotheses	68
9.2	Sample Size Determination.....	69
9.3	Populations for Analyses	70
9.4	Statistical Analyses.....	71
9.4.1	General Considerations.....	72
9.4.2	Efficacy	73
9.4.2.1	Primary Endpoint.....	73
9.4.2.2	Secondary Endpoints	75
9.4.2.3	Exploratory Endpoints	77
9.4.3	Safety	77
9.4.3.1	Primary Endpoints	77
9.4.3.2	Other Safety Endpoints	77
9.4.4	Methods for Multiplicity Control	78
9.4.5	Sensitivity Analyses.....	79
9.4.6	Subgroup Analyses	79
9.5	Interim Analyses.....	79
9.6	Data Safety Monitoring Committee.....	80
10	SUPPORTING DOCUMENTATION AND OPERATIONAL CONSIDERATIONS.....	80
11	REFERENCES.....	129

LIST OF FIGURES

Figure 1	Study Design	18
Figure 2	Neurology Testing Algorithm	62

LIST OF TABLES

Table 1	Schedule of Activities: Screening Period	19
Table 2	Schedule of Activities: Treatment and Follow-up Period – Main Study (Excluding Substudy and Immunogenicity Cohort Participants).....	20
Table 3	Schedule of Activities: Treatment and Follow-up Period – Substudy and Immunogenicity Cohort (USA Participants Only)	22
Table 4	Schedule of Activities: Illness Visits (Participants with Qualifying Clinical Symptoms)	25
Table 5	Objectives and Endpoints.....	30
Table 6	Highly Effective Methods of Contraception.....	40
Table 7	Investigational Products.....	43
Table 8	List of Predefined Solicited Adverse Events for Reactogenicity Assessment.....	60
Table 9	Populations for Analysis	70
Table 10	Tables for Clinical Abnormalities: Local Reactions to Injectable Product	94
Table 11	Tables for Clinical Abnormalities: Vital Signs	95
Table 12	Tables for Clinical Abnormalities: Systemic (General or Illness)	96
Table 13	Adverse Events of Special Interest.....	97
Table 14	List of Potential Immune-mediated Medical Conditions.....	98
Table 15	Overview of Primary and Secondary Efficacy Objectives, Endpoints, and Associated Case Definitions.....	102

LIST OF APPENDICES

Appendix A	Regulatory, Ethical, and Study Oversight Considerations.....	81
Appendix B	Adverse Events: Definitions and Procedures for Recording, Evaluating, Follow-up, and Reporting	87
Appendix C	Handling of Human Biological Samples	91
Appendix D	Toxicity Grading Scales for Solicited Adverse Events	93
Appendix E	Adverse Events of Special Interest.....	97

Appendix F	Overview of Primary and Secondary Efficacy Objectives, Endpoints, and Associated Case Definitions.....	101
Appendix G	Abbreviations	109
Appendix H	Protocol Amendment History.....	111

1 PROTOCOL SUMMARY

1.1 Synopsis

Protocol Title: A Phase III Randomized, Double-blind, Placebo-controlled Multicenter Study in Adults to Determine the Safety, Efficacy, and Immunogenicity of AZD1222, a Non-replicating ChAdOx1 Vector Vaccine, for the Prevention of COVID-19

Short Title: Phase III Double-blind, Placebo-controlled Study of AZD1222 for the Prevention of COVID-19 in Adults

Rationale: The aim of the study is to assess the safety, efficacy, and immunogenicity of AZD1222 for the prevention of COVID-19. The COVID-19 pandemic has caused major disruption to healthcare systems with significant socioeconomic impacts. Currently, there are no specific treatments available against COVID-19 and accelerated vaccine development is urgently needed. A safe and effective vaccine for COVID-19 prevention would have significant public health impact.

Objectives and Endpoints

Objective ^a	Estimand ^b Description/Endpoint
PRIMARY	
1 To estimate the efficacy of 2 IM doses of AZD1222 compared to saline placebo for the prevention of COVID-19	Population: Fully vaccinated analysis set
	Endpoint: A binary response, whereby a participant with negative serostatus at baseline is defined as a COVID-19 case if their first case of SARS-CoV-2 RT-PCR-positive symptomatic illness occurs ≥ 15 days post second dose of study intervention. Otherwise, a participant is not defined as a COVID-19 case.
	Intercurrent events: For participants who withdraw from the study prior to having met the criteria for the primary efficacy endpoint, absence of data following these participants' withdrawal will be treated as missing (ie, counted as not having met the criteria); participants who withdraw before 15 days post second dose or who have a case prior to 15 days post second dose will be excluded from primary endpoint analysis. Participants unblinded to treatment assignment prior to having met the criteria for the primary efficacy endpoint will be censored at the date of unblinding.
	Summary measure: VE, calculated as 1-relative risk. (Relative risk is the incidence in the vaccine group relative to the incidence in the control group.)

Objective ^a	Estimand ^b Description/Endpoint
2 To assess the safety and tolerability of 2 IM doses of AZD1222 compared to saline placebo	a) Incidence of AEs for 28 days post each dose of study intervention
	b) Incidence of SAEs, MAAEs, and AESIs from Day 1 post treatment through Day 730
3 To assess the reactogenicity of 2 IM doses of AZD1222 compared to saline placebo (Substudy only)	Incidence of local and systemic solicited AEs for 7 days post each dose of study intervention
SECONDARY	
1 To estimate the efficacy of 2 IM doses of AZD1222 compared to saline placebo for the prevention of SARS-CoV-2 infection	The incidence of the first post-treatment response (negative at baseline to positive post treatment with study intervention) for SARS-CoV-2 Nucleocapsid antibodies occurring ≥ 15 days post second dose of study intervention ^c
2 To estimate the efficacy of 2 IM doses of AZD1222 compared to saline placebo for the prevention of symptomatic COVID-19 using CDC criteria	The incidence of the first case of SARS-CoV-2 RT-PCR-positive symptomatic illness occurring ≥ 15 days post second dose of study intervention using CDC criteria
3 To estimate the efficacy of 2 IM doses of AZD1222 compared to saline placebo for the prevention of University of Oxford-defined symptomatic COVID-19	The incidence of the first case of SARS-CoV-2 RT-PCR-positive symptomatic illness occurring ≥ 15 days post second dose of study intervention using University of Oxford-defined symptom criteria
4 To estimate the efficacy of 2 IM doses of AZD1222 compared to saline placebo in the prevention of COVID-19 in all study participants, regardless of evidence of prior SARS-CoV-2 infection	The incidence of the first case of SARS-CoV-2 RT-PCR-positive symptomatic illness occurring ≥ 15 days post second dose of study intervention regardless of evidence of prior SARS-CoV-2 infection ^c
5 To estimate the efficacy of 2 IM doses of AZD1222 compared to saline placebo for the prevention of severe or critical symptomatic COVID-19	a) The incidence of SARS-CoV-2 RT-PCR-positive severe or critical symptomatic illness occurring ≥ 15 days post second dose of study intervention ^c
	b) The incidence of SARS-CoV-2 RT-PCR-positive severe or critical symptomatic illness occurring post first dose of study intervention
6 To estimate the efficacy of 2 IM doses of AZD1222 compared to saline placebo for the prevention of COVID-19-related Emergency Department visits	The incidence of COVID-19-related Emergency Department visits occurring ≥ 15 days post second dose of study intervention ^c
7 To assess antibody responses to AZD1222 S antigen following 2 IM doses of AZD1222 or saline placebo (Substudy and Illness Visits only)	a) Post-treatment GMTs and GMFRs from day of dosing baseline value to 28 days post each dose in SARS-CoV-2 S, RBD antibodies (MSD serology assay)
	b) The proportion of participants who have a post-treatment seroresponse (≥ 4 -fold rise in titers from day of dosing baseline value to 28 days post each dose) to the S, RBD antigens of AZD1222 (MSD serology assay)

Objective ^a	Estimand ^b Description/Endpoint
8 To determine anti-SARS-CoV-2 neutralizing antibody levels in serum following 2 IM doses of AZD1222 or saline placebo (Substudy and Illness Visits only)	a) Post-treatment GMTs and GMFRs from day of dosing baseline value to 28 days post each dose in SARS-CoV-2 neutralizing antibodies (wild-type assay or pseudo-neutralization assay)
	b) Proportion of participants who have a post-treatment seroresponse (\geq 4-fold rise in titers from day of dosing baseline value to 28 days post each dose) to AZD1222 as measured by SARS-CoV-2 neutralizing antibodies (wild-type assay or pseudo-neutralization assay)
9 To estimate the efficacy of AZD1222 compared to saline placebo for the prevention of COVID-19 following the first dose	The incidence of SARS-CoV-2 RT-PCR-positive symptomatic illness occurring post first dose of study intervention

^a Substudy: The substudy will be conducted only in the USA. The first participants randomized in each age group in the USA, including 1 500 participants 18 to 55 years of age, 750 participants 56 to 69 years of age, and 750 participants \geq 70 years of age, will also participate in a substudy assessing the reactogenicity and immunogenicity of AZD1222.

Illness Visits: Participants who present with qualifying symptoms will be tested for SARS-CoV-2 and if positive, will complete illness visits.

^b Estimand is the target of estimation to address the scientific question of interest posed by the primary objective. Attributes of an estimand include the population of interest, the variable (or endpoint) of interest, the specification of how intercurrent events are reflected in the scientific question of interest, and the population-level summary for the variable.

^c Key secondary endpoint.

AE = adverse event; AESI = adverse event of special interest; CDC = Centers for Disease Control and Prevention; COVID-19 = coronavirus disease 2019; GMFR = geometric mean fold rise; GMT = geometric mean titer; IFN- γ = interferon-gamma; IM = intramuscular; MAAE = medically attended adverse event; MSD = Meso Scale Discovery; RT-PCR = reverse transcriptase polymerase chain reaction; RBD = receptor binding domain; S = Spike; SAE = serious adverse event; SARS-CoV-2 = severe acute respiratory syndrome-coronavirus-2; USA = United States of America; VE = vaccine efficacy.

For exploratory objectives, see Section 3.

Overall Design: D8110C00001 is a Phase III randomized, double-blind, placebo-controlled, multicenter study assessing the safety, efficacy, and immunogenicity of AZD1222 compared to saline placebo for the prevention of COVID-19. Approximately 150 sites globally will participate in this study.

Participants will be adults \geq 18 years of age who are healthy or have medically-stable chronic diseases, and are at increased risk for SARS-CoV-2 acquisition and COVID-19.

Approximately 30 000 participants will be randomized in a 2:1 ratio to receive 2 IM doses of either 5×10^{10} vp (nominal, $\pm 1.5 \times 10^{10}$ vp) AZD1222 (n = approximately 20 000) or saline placebo (n = approximately 10 000) 4 weeks apart, on Days 1 and 29. Randomization will be stratified by age (\geq 18 to $<$ 65 years, and \geq 65 years), with at least 25% of participants to be enrolled in the older age stratum. Participants who received their first dose of study intervention between 28 August 2020 and 06 September 2020 will receive their second dose of study intervention outside of the study window.

All participants will be assessed for efficacy and safety. The first participants randomized in each age group in the USA, including 1 500 participants 18 to 55 years of age, 750 participants 56 to 69 years of age, and 750 participants ≥ 70 years of age, will also participate in a substudy assessing the reactogenicity and immunogenicity of AZD1222.

To further investigate cell-mediated immunogenicity, in particular Th1/Th2 responses, after AZD1222 or saline placebo administration, an immunogenicity cohort of approximately 300 participants was added.

A PSRT will provide support for blinded safety surveillance during the study. Additionally, an independent COVID-19 Vaccine DSMB organized by the National Institutes of Health, National Institute for Allergy and Infectious Diseases, will provide oversight, to ensure safe and ethical conduct of the study. An independent Neurological AESI Expert Committee will be available to review and provide advice to the PSRT and the COVID-19 Vaccine DSMB on request about the diagnosis and causality assessment of selected neurological AESIs.

Participants will remain on study for 2 years following administration of the first dose of study intervention (Day 730). If AZD1222 is proven to be safe and efficacious based on the primary endpoint analysis, following discussion at that time with the US FDA, other Regulators if appropriate, and the COVID-19 Vaccine DSMB, participants allocated to the saline placebo group will be offered AZD1222 when doses are available. Saline placebo participants treated with AZD1222 will continue to be followed in the study.

Disclosure Statement: This is a parallel-group preventive study with 2 arms that is participant-, investigator-, and Sponsor-blinded.

Number of Participants: Approximately 33 000 participants will be screened to achieve up to approximately 30 000 participants randomly assigned to study intervention, including approximately 20 000 participants randomized to the AZD1222 arm and approximately 10 000 participants randomized to the saline placebo arm.

Note: 'Enrolled' means a participant's, or their legally acceptable representative's, agreement to participate in a clinical study following completion of the informed consent process. Potential participants who are screened for the purpose of determining eligibility for the study, but are not randomly assigned in the study, are considered 'screen failures'.

Intervention Groups and Duration: Participants will be randomized in a 2:1 ratio to receive 2 IM doses of 5×10^{10} vp (nominal, $\pm 1.5 \times 10^{10}$ vp) AZD1222 or saline placebo. Study intervention will be administered on Days 1 and 29.

Data Monitoring Committee: Yes

Statistical Methods

Primary efficacy endpoint

The primary efficacy endpoint is a binary response, whereby a participant with negative serostatus at baseline is defined as a COVID-19 case if their first case of SARS-CoV-2 RT-PCR-positive symptomatic illness occurs ≥ 15 days post second dose of study intervention. Otherwise, a participant is not defined as a COVID-19 case.

Sample size

Approximately 33 000 participants will be screened such that approximately 30 000 participants will be randomized in a 2:1 ratio to receive 2 IM doses of either 5×10^{10} vp (nominal, $\pm 1.5 \times 10^{10}$ vp) AZD1222 (the active group, n = approximately 20 000) or saline placebo (the control group, n = approximately 10 000) 4 weeks apart, on Days 1 and 29.

The sample size calculations are based on the primary efficacy endpoint and were derived following a modified Poisson regression approach (Zou 2004). The calculations account for an interim and primary analysis, and the timing of these analyses will be driven by the number of events observed in the study. The interim analysis will be carried out when approximately 50% of the total amount of statistical information is available. A Lan-DeMets alpha-spending function has been used to control the overall type I error at 5% with 0.31% alpha at the interim analysis and 4.9% at the primary analysis. The calculations assume minimal loss to follow-up as it is anticipated that participants will remain engaged in the study. All participants will be followed for the entire duration of the study.

For the primary efficacy analysis, approximately 150 events meeting the primary efficacy endpoint definition within the population of participants who are seronegative at baseline are required across the active and control groups to detect a VE of 60% with $> 90\%$ power. These calculations assume an observed attack rate of approximately 0.8% and are based on a 2-sided test, where the lower bound of the 2-sided 95.10% CI for VE is required to be greater than 30% with an observed point estimate of at least 50%.

An interim efficacy analysis will be conducted when approximately 75 events meeting the primary endpoint definition have been reported across the active and control groups within the population of participants who are seronegative at baseline, which will give $> 70\%$ power to detect a VE of 70% and $> 90\%$ power to detect a VE of 75%. These calculations assume an observed attack rate of approximately 0.4% and are based on a 2-sided test, where the lower bound of the 2-sided 99.69% CI for VE is required to be greater than 30% with an observed point estimate of at least 50%. A statistically significant finding at the interim analysis will not be considered a reason to stop the study, but instead will be interpreted as early assessment of efficacy.

Primary estimand

The primary estimand will be used for the analysis of the primary efficacy endpoint. It will be based on participants in the fully vaccinated analysis set, defined as all randomized participants who are seronegative at baseline, receive 2 doses of study intervention, and who remain on-study 15 days after their second dose without having had a prior SARS-CoV-2 RT-PCR-positive confirmed COVID-19 infection, analyzed according to their randomized treatment. For participants with multiple events, only the first occurrence will be used for the primary efficacy endpoint analysis. The set of intercurrent events for this estimand consists of participants who withdraw from the study or are unblinded to treatment assignment prior to having met the primary efficacy endpoint. The intercurrent event of early study withdrawal will be handled using the treatment policy strategy and the absence of data following these participants' withdrawal will be treated as missing (ie, counted as not having met the criteria). Participants unblinded to treatment assignment prior to having met the criteria for the primary efficacy endpoint will be censored at the date of unblinding. Participants who withdraw before 15 days post second dose or who have a case prior to 15 days post second dose will be excluded from primary endpoint analysis.

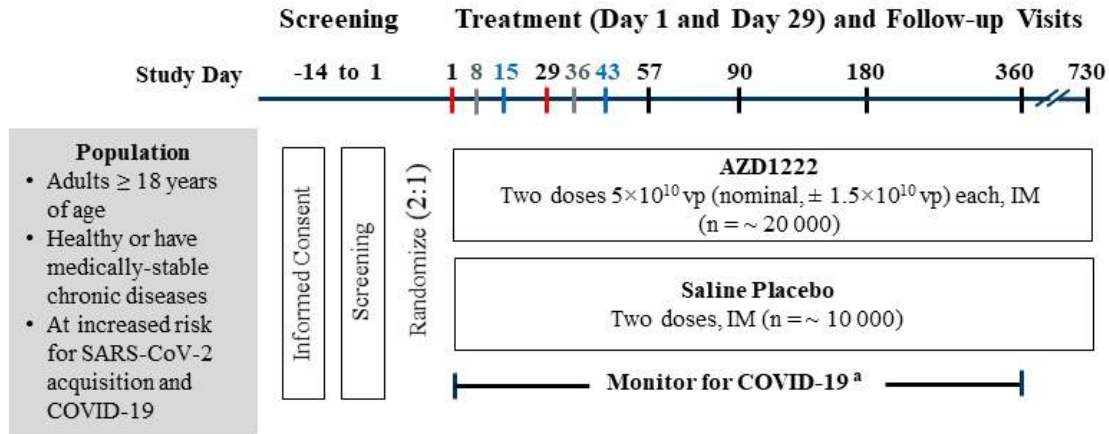
Primary efficacy analysis

As the primary efficacy analysis, the plan is to use the primary estimand and a Poisson regression model with robust variance (Zou 2004) to analyze the primary efficacy endpoint, including study arm and age as covariates as well as the log of the follow-up time as an offset. The VE will be estimated from the model, which will give the RRR in the incidence of SARS-CoV-2 RT-PCR-positive symptomatic illness. VE is calculated as $RRR = 100 \times (1 - \text{relative risk})$, which is the incidence in the vaccine group relative to the incidence in the control group expressed as a percentage. At the interim analysis, the VE will be presented with a 2-sided 99.69% CI, and statistical significance will be achieved if the 2-sided 99.69% CI is $> 30\%$. The success criterion for the interim analysis will be statistical significance with an observed VE point estimate of at least 50%. At the primary analysis, VE will be presented with a 2-sided 95.10% CI, and statistical significance will be achieved if the 2-sided 95.10% CI is $> 30\%$. The success criterion for the primary analysis of the study will be statistical significance with an observed VE point estimate of at least 50%.

Model assumptions will be checked and the robustness of the primary analysis will be assessed. The Poisson regression model with robust variance has the flexibility for exploring multiple imputation approaches using, eg, the observed placebo attack rate to impute missing data. If the Poisson regression model with robust variance fails to converge, an alternative approach will be implemented. Full details will be documented in the SAP.

1.2 Schema

Figure 1 Study Design



^a Participants who present with qualifying symptoms will be tested for SARS-CoV-2 and if positive, will complete illness visits.

Red bars (Day 1 and Day 29): Administration of study intervention.

Gray bars (Day 8 and Day 36): Visits will be telephone contacts, not study site visits.

Blue bars (Day 15 and Day 43): Visits will only be for participants in the substudy. The first participants randomized in each age group in the USA, including 1 500 participants 18 to 55 years of age, 750 participants 56 to 69 years of age, and 750 participants ≥ 70 years of age, will also participate in the substudy assessing the reactogenicity and immunogenicity of AZD1222.

COVID-19 = coronavirus disease 2019; IM = intramuscular; SARS-CoV-2 = severe acute respiratory syndrome-coronavirus-2; USA = United States of America; vp = viral particles.

1.3 Schedule of Activities

The SoA tables include:

- [Table 1](#), Screening Period
- [Table 2](#), Treatment and Follow-up Period – Main Study (Excluding Substudy and Immunogenicity Cohort Participants)
- [Table 3](#), Treatment and Follow-up Period – Substudy and Immunogenicity Cohort (USA Participants Only)
- [Table 4](#), Illness Visits (Participants with Qualifying Clinical Symptoms)

Table 1 Schedule of Activities: Screening Period

Procedure / Study Day	Day -14 to Day 1 ^a	For details see Section
Informed consent: main study	X	5.1
Assignment SID number	X	6.3
Medical history	X	5.1, 5.2
Complete physical examination, including height and weight	X	8.2.1
Vital signs (including pulse oximetry)	X	8.2.2
Pregnancy test – urine or serum (WOCBP only) ^b	X	8.2.3
Assessment of SAEs	X	8.3
Concomitant medications	X	6.5
Verify eligibility criteria	X	5.1, 5.2

^a If screening and dosing occur at the same visit, only one evaluation is required.

^b If urine tests positive or indeterminate, a quantitative serum β -hCG will be performed for confirmation.

β -hCG = beta-human chorionic gonadotropin; SAE = serious adverse event; SID = subject identification; WOCBP = women of childbearing potential.

Table 2 Schedule of Activities: Treatment and Follow-up Period – Main Study (Excluding Substudy and Immunogenicity Cohort Participants)

Procedure	Treatment and Follow-up Period									For details see Section
	Day	1	8 ^a	29	36 ^a	57	90	180	360	
Window (days)	NA	± 3	-3 to +7	± 3	± 3	± 5	± 10	± 15	± 30	
Medical history	X									5.1, 5.2
Targeted physical examination	X									8.2.1
Vital signs (including pulse oximetry)	X									8.2.2
Pregnancy test – urine or serum (WOCBP only) ^b	X (predose)		X (predose)							8.2.3
Concomitant medications	X	X	X	X	X	As applicable, for treatment of SAE, MAAE, or AESI ^c				6.5
Verify eligibility criteria	X									5.1, 5.2
Study intervention administration	X		X							6.1, 6.2
Efficacy assessments										
Weekly telephone/email/text contacts - monitoring for COVID-19 qualifying symptoms ^d										8.1.1
Nasal swab for SARS-CoV-2 RT-PCR (local laboratory)	X (predose)									
Serum sample for SARS-CoV-2 serology testing	X (predose)		X (predose)		X	X	X	X	X	8.5.2
Immunogenicity assessments										
Serum sample for exploratory assessment	X (predose)		X (predose)		X					8.5.2.5
Safety assessments										
AEs	X	X	X	X	X					8.3
SAEs, MAAEs, and AESIs	X	X	X	X	X	X	X	X	X	
Telephone contact for safety monitoring		X		X						

Table 2 Schedule of Activities: Treatment and Follow-up Period – Main Study (Excluding Substudy and Immunogenicity Cohort Participants)

Procedure	Treatment and Follow-up Period									For details see Section
	Day	1	8 ^a	29	36 ^a	57	90	180	360	
Window (days)	NA	± 3	-3 to +7	± 3	± 3	± 5	± 10	± 15	± 30	

^a Not a study site visit; participants will be contacted by telephone for safety monitoring.

^b If urine tests positive or indeterminate, a quantitative serum β-HCG will be performed for confirmation.

^c Vaccinations, other than AZD1222, for prevention of SARS-CoV-2 or COVID-19 should be recorded if administered at any time during the study.

^d Weekly contact with participants to remind them to present to the study site for SARS-CoV-2 testing if they have qualifying symptoms.

AE = adverse event; AESI = adverse event of special interest; β-hCG = beta-human chorionic gonadotropin; MAAE = medically attended adverse event; NA = not applicable; SAE = serious adverse event; SARS-CoV-2 = severe acute respiratory syndrome-coronavirus-2; WOCBP = women of childbearing potential.

Table 3 Schedule of Activities: Treatment and Follow-up Period – Substudy and Immunogenicity Cohort (USA Participants Only)

Procedure	Treatment and Follow-up Period											For details see Section	
	Day	1	8 ^a	15	29	36 ^a	43	57	90	180	360		730
Window (days)	NA	± 3	± 1	-3 to +7	± 3	± 3	± 3	± 5	± 10	± 15	± 30		
PBMCs for assessment of B-cell and T-cell responses ^f	X (predose)		X				X			X			8.5.2
Serum sample for SARS-CoV-2 nAbs assessment	X (predose)		X	X (predose)			X	X		X	X		
Nasal adsorption for SARS-CoV-2 mucosal responses (optional)	X (predose)		X	X (predose)			X	X		X	X		
Serum sample for ACE2 competition serology	X (predose)			X (predose)				X		X			
Safety assessments													
Local and systemic predefined solicited AEs (recorded daily by participant in Solicited AE e-Diary) – Substudy only	X (through Day 8)			X (through Day 36)									8.3.7
AEs	X	X	X	X	X	X	X	X					8.3
SAEs, MAAEs, and AESIs	X	X	X	X	X	X	X	X	X	X	X	X	
Telephone contact for safety monitoring		X			X								

^a Not a study site visit; participants will be contacted by telephone for safety monitoring.

^b If urine tests positive or indeterminate, a quantitative serum β-hCG will be performed for confirmation.

^c Vaccinations, other than AZD1222, for prevention of SARS-CoV-2 or COVID-19 should be recorded if administered at any time during the study.

^d Participants who received their first dose of study intervention between 28 August 2020 and 06 September 2020, will receive their second dose of study intervention outside of the study window.

^e Weekly contact with participants to remind them to present to the study site for SARS-CoV-2 testing if they have qualifying symptom.

^f PBMCs will be isolated from up to 300 participants in the substudy and approximately 300 participants in the immunogenicity cohort at select study sites, as outlined in the laboratory manual.

Table 3 Schedule of Activities: Treatment and Follow-up Period – Substudy and Immunogenicity Cohort (USA Participants Only)

Procedure	Treatment and Follow-up Period											For details see Section
	Day	1	8 ^a	15	29	36 ^a	43	57	90	180	360	
Window (days)	NA	± 3	± 1	-3 to +7	± 3	± 3	± 3	± 3	± 5	± 10	± 15	± 30

ACE2 = angiotensin-converting enzyme 2; AE = adverse event (treatment-emergent); AESI = adverse event of special interest; β-hCG = beta-human chorionic gonadotropin; CoV = coronavirus; COVID-19 = coronavirus disease 2019; MAAE = medically attended adverse event; NA = not applicable; nAb = neutralizing antibody; PBMC = peripheral blood mononuclear cell; SAE = serious adverse event; SARS-CoV-2 = severe acute respiratory syndrome-coronavirus-2; USA = United States of America; WOCBP = women of childbearing potential.

2 INTRODUCTION

AZD1222 is being developed for the prevention of COVID-19. AZD1222 is a recombinant replication-defective chimpanzee adenovirus expressing the SARS-CoV-2 S surface glycoprotein driven by the human cytomegalovirus major immediate early promoter that includes intron A with a human tPA leader sequence at the N terminus.

2.1 Study Rationale

The aim of the study is to assess the safety, efficacy, and immunogenicity of AZD1222 for prevention of COVID-19. The COVID-19 pandemic has caused major disruption to healthcare systems with significant socioeconomic impacts. Currently, there are no licensed preventions available against COVID-19 and accelerated vaccine development is urgently needed. A safe and effective vaccine for COVID-19 prevention would have significant global public health impact.

2.2 Background

In December 2019, a cluster of patients with pneumonia of unknown cause was linked to a seafood wholesale market in Wuhan, China and were later confirmed to be infected with a novel coronavirus, known as 2019-nCoV (Zhu et al 2020). The virus was subsequently renamed to SARS-CoV-2 because it is similar to the coronavirus responsible for SARS-CoV, a lineage B *Betacoronavirus*. SARS-CoV-2 shares more than 79% of its sequence with SARS-CoV, and 50% with the coronavirus responsible for MERS-CoV, a member of the lineage C *Betacoronavirus* (Lu et al 2020). COVID-19 is the infectious disease caused by SARS-CoV-2. By January 2020 there was increasing evidence of human-to-human transmission as the number of cases rapidly began to increase in China. Spread of the virus has been rapid and now encompasses the globe. The WHO declared the novel coronavirus a pandemic on 11 March 2020. As of 18 October 2020, there have been more than 40 million confirmed cases and > 1.1 million deaths globally (WHO 2020). It is believed that evolution of the pandemic will vary across countries, affected in part by different containment strategies ranging from extreme lockdown to relative inaction. As a result, there may be regional waves of the disease and pockets of vulnerable populations. Globally, governments have acknowledged that an effective vaccine against COVID-19 is the only way to guarantee a safe and sustained exit strategy from repeated lockdowns.

CoVs are spherical, enveloped viruses with positive-sense single-stranded RNA genomes. One fourth of their genome is responsible for coding structural proteins, such as the S glycoprotein, envelope, membrane, and nucleocapsid proteins. Envelope, membrane, and nucleocapsid proteins are mainly responsible for virion assembly whilst the S protein is involved in receptor binding, mediating virus entry into host cells during CoVs infection via different receptors (Li 2016). SARS-CoV-2 belongs to the phylogenetic lineage B of the genus *Betacoronavirus* and it recognizes the ACE2 as the entry receptor (Zhou et al 2020). It

is the seventh CoV known to cause human infections and the third known to cause severe disease after SARS-CoV and MERS-CoV.

AZD1222 is a recombinant replication-defective chimpanzee adenovirus expressing the SARS-CoV-2 S surface glycoprotein. Development of AZD1222, previously referred to as ChAdOx1 nCoV-19, was initiated by the University of Oxford with subsequent transfer of development activities to the Sponsor. Nonclinical studies found AZD1222 to be immunogenic in BALB/c and CD-1 mice, ferret, porcine, and NHP models. Whilst a single dose of AZD1222 induced antigen-specific antibody and T-cell responses, a booster immunization enhanced antibody responses, particularly in pigs, with significant increases in SARS-CoV-2 neutralising antibody titres ([Graham et al 2020](#)). Further, in a SARS-CoV-2 challenge NHP model, a single administration of AZD1222 significantly reduced viral load in bronchoalveolar lavage fluid and respiratory tract tissue of vaccinated rhesus macaques as compared to vector controls. Importantly, no evidence of VAERD following SARS-CoV-2 challenge in vaccinated rhesus macaques was observed ([van Doremalen et al 2020](#)).

The clinical development program for AZD1222 was initiated by the University of Oxford, and currently has 4 ongoing studies being conducted in the UK (FIH COV001 [NCT04324606], COV002 [NCT04400838]), Brazil (COV003 [ISRCTN89951424]), and South Africa (COV005 [NCT04444674]). The Sponsor, in addition to this study, has 2 ongoing studies in Russia (D8111C00001 [NCT04540393]) and Japan (D8111C00002).

Preliminary unblinded data are available for the FIH Study COV001 and Study COV002. Study COV001 enrolled the first participant on 23 April 2020 and completed enrollment on 21 May 2020 with 1 077 participants. Preliminary data as of 24 July 2020 from 544 participants who received at least one dose of 5×10^{10} vp AZD1222 and 10 participants who received a second dose of 5×10^{10} vp AZD1222 4 weeks later found the vaccine was generally tolerated, with no treatment-related SAEs reported through 28 days post dose. The most common local solicited AEs were vaccination site pain and tenderness. The most common systemic solicited AEs were chills, feverishness, fever, headache, malaise, and myalgia. The majority of events were mild or moderate in severity and resolved within 1 to 7 days. Following the second dose, a general attenuation in the incidence and severity of local and systemic solicited AEs was observed.

Preliminary immunogenicity data from Study COV001 suggest that a single dose can elicit both humoral and cellular immunogenicity responses and that antibody responses are boosted after a second dose. S-specific T-cell responses peaked on Day 14. Anti-S IgG responses rose by Day 28, and were boosted 3-fold following a second dose.

Neutralizing antibody responses against SARS-CoV-2 were detected in 32 (91%) of 35 participants after a single dose when measured in microneutralization assay (MNA₈₀) and in 35 (100%) participants when measured in plaque reduction neutralization test (PRNT₅₀).

After the second dose, all participants had neutralizing activity (9 of 9 in MNA₈₀ at Day 42 and 10 of 10 in Marburg virus neutralization assay on Day 56). Neutralizing antibody responses correlated strongly with antibody levels measured by ELISA (Folegatti et al 2020b).

As of 01 October 2020, Study COV002 enrolled 10 013 participants, including 5 152 participants who received at least one dose of AZD1222 ranging from 2.2×10^{10} vp to 5×10^{10} vp. Based on preliminary data as of 24 July 2020, the local and systemic solicited-AE profile following a single dose of 5×10^{10} vp in participants 18 to 55 years of age was generally comparable to results in Study COV001. In general, a decline in the incidence and severity of solicited AEs was observed across the age groups (18-55, 56-69, and ≥ 70 years).

Another ChAdOx1-vectored vaccine expressing the full-length S protein from a related betacoronavirus, MERS-CoV, has been given to 53 participants as part of 2 ongoing dose-escalation Phase I studies (MERS001 [NCT03399578] and MERS002 [NCT04170829], sponsored by the University of Oxford) at doses ranging from 5×10^9 vp to 5×10^{10} vp. Preliminary immunogenicity data from MERS001 suggested that a single dose of ChAdOx1 MERS can elicit both humoral and cellular responses. Overall, the vaccine was safe and generally well tolerated, with no serious adverse reactions reported in either study.

The ChAdOx1 platform has been used in 14 clinical studies sponsored by the University of Oxford with immunogens from multiple pathogens such as influenza, tuberculosis, malaria, chikungunya, Zika, MERS-CoV, and Meningitis B. Over 360 healthy adult participants have received ChAdOx1-vectored vaccines in these studies. These vaccines demonstrated robust immunogenicity after a single dose and favorable safety profiles, with no vaccine-related SAEs.

See the AZD1222 IB, Sections 4 and 5 for additional information on nonclinical and clinical studies, respectively, of AZD1222 and related ChAdOx1-vectored vaccines. Detail on the development and chemistry of AZD1222 is provided in the IB, Section 3.

Overall, the preliminary data from the AZD1222 clinical and nonclinical studies, and the acceptable safety and efficacy data for the MERS-CoV vaccine and other ChAdOx1-vectored vaccines, support further development of AZD1222 for the prevention of COVID-19.

2.3 Benefit/Risk Assessment

More detailed information about the known and expected benefits and potential risks of AZD1222 can be found in the AZD1222 IB.

2.3.1 Risk Assessment

AZD1222

Based on preliminary clinical data from Study COV001 and Study COV002, the most common local solicited AEs were vaccination site pain and tenderness. Common systemic solicited AEs across the 2 studies included chills, feverishness, fever, fatigue, headache, joint pain, malaise, and myalgia. The majority of events were mild or moderate in severity and resolved within 1 to 7 days (Section 2.2 and AZD1222 IB).

There are no identified risks for AZD1222. Important potential risks are immunologic reactions: serious hypersensitivity (anaphylactic reactions) and vasculitides; neurologic reactions: demyelinating diseases; and vaccine-associated enhanced respiratory disease. A summary of risks associated with AZD1222 and safety information reported across the AZD1222 clinical studies are provided in the current version of the AZD1222 IB.

2.3.2 Benefit Assessment

Recipients of AZD1222 do not have any guaranteed benefit, however, AZD1222 may be efficacious and offer participants protection from COVID-19. The information gained from this study will inform development decisions.

2.3.3 Overall Benefit: Risk Conclusion

For the safety of participants, the protocol has incorporated various risk mitigation measures including appropriate inclusion and exclusion criteria, close monitoring of participants, and stopping criteria. An independent DSMB will provide study oversight, evaluating cumulative safety and other clinical data at regular intervals. Taking these measures into account, the potential risks identified in association with AZD1222 are justified by the anticipated benefit that may be afforded to participants for the prevention of COVID-19.

3 OBJECTIVES AND ENDPOINTS

Table 5 Objectives and Endpoints

Objective ^a	Estimand ^b Description/Endpoint
PRIMARY	
1 To estimate the efficacy of 2 IM doses of AZD1222 compared to saline placebo for the prevention of COVID-19	<p>Population: Fully vaccinated analysis set</p> <p>Endpoint: A binary response, whereby a participant with negative serostatus at baseline is defined as a COVID-19 case if their first case of SARS-CoV-2 RT-PCR-positive symptomatic illness occurs \geq 15 days post second dose of study intervention. Otherwise, a participant is not defined as a COVID-19 case.</p>

Table 5 Objectives and Endpoints

Objective ^a	Estimand ^b Description/Endpoint
	<p>Intercurrent events: For participants who withdraw from the study prior to having met the criteria for the primary efficacy endpoint, absence of data following these participants' withdrawal will be treated as missing (ie, counted as not having met the criteria); participants who withdraw before 15 days post second dose or who have a case prior to 15 days post second dose will be excluded from primary endpoint analysis. Participants unblinded to treatment assignment prior to having met the criteria for the primary efficacy endpoint will be censored at the date of unblinding.</p> <p>Summary measure: VE, calculated as 1-relative risk. (Relative risk is the incidence in the vaccine group relative to the incidence in the control group.)</p>
<p>2 To assess the safety and tolerability of 2 IM doses of AZD1222 compared to saline placebo</p>	<p>a) Incidence of AEs for 28 days post each dose of study intervention</p> <p>b) Incidence of SAEs, MAAEs, and AESIs from Day 1 post treatment through Day 730</p>
<p>3 To assess the reactogenicity of 2 IM doses of AZD1222 compared to saline placebo (Substudy only)</p>	<p>Incidence of local and systemic solicited AEs for 7 days post each dose of study intervention</p>
SECONDARY	
<p>1 To estimate the efficacy of 2 IM doses of AZD1222 compared to saline placebo for the prevention of SARS-CoV-2 infection</p>	<p>The incidence of the first post-treatment response (negative at baseline to positive post treatment with study intervention) for SARS-CoV-2 Nucleocapsid antibodies occurring ≥ 15 days post second dose of study intervention ^c</p>
<p>2 To estimate the efficacy of 2 IM doses of AZD1222 compared to saline placebo for the prevention of symptomatic COVID-19 using CDC criteria</p>	<p>The incidence of the first case of SARS-CoV-2 RT-PCR-positive symptomatic illness occurring ≥ 15 days post second dose of study intervention using CDC criteria</p>
<p>3 To estimate the efficacy of 2 IM doses of AZD1222 compared to saline placebo for the prevention of University of Oxford-defined symptomatic COVID-19</p>	<p>The incidence of the first case of SARS-CoV-2 RT-PCR-positive symptomatic illness occurring ≥ 15 days post second dose of study intervention using University of Oxford-defined symptom criteria</p>
<p>4 To estimate the efficacy of 2 IM doses of AZD1222 compared to saline placebo in the prevention of COVID-19 in all study participants, regardless of evidence of prior SARS-CoV-2 infection</p>	<p>The incidence of the first case of SARS-CoV-2 RT-PCR-positive symptomatic illness occurring ≥ 15 days post second dose of study intervention regardless of evidence of prior SARS-CoV-2 infection ^c</p>
<p>5 To estimate the efficacy of 2 IM doses of AZD1222 compared to saline placebo for the prevention of severe or critical symptomatic COVID-19</p>	<p>a) The incidence of SARS-CoV-2 RT-PCR-positive severe or critical symptomatic illness occurring ≥ 15 days post second dose of study intervention ^c</p> <p>b) The incidence of SARS-CoV-2 RT-PCR-positive severe or critical symptomatic illness occurring post first dose of study intervention</p>

Table 5 Objectives and Endpoints

Objective ^a	Estimand ^b Description/Endpoint
6 To estimate the efficacy of 2 IM doses of AZD1222 compared to saline placebo for the prevention of COVID-19-related Emergency Department visits	The incidence of COVID-19-related Emergency Department visits occurring \geq 15 days post second dose of study intervention ^c
7 To assess antibody responses to AZD1222 S antigen following 2 IM doses of AZD1222 or saline placebo (Substudy and Illness Visits only)	a) Post-treatment GMTs and GMFRs from day of dosing baseline value to 28 days post each dose in SARS-CoV-2 S, RBD antibodies (MSD serology assay)
	b) The proportion of participants who have a post-treatment seroresponse (\geq 4-fold rise in titers from day of dosing baseline value to 28 days post each dose) to the S, RBD antigens of AZD1222 (MSD serology assay)
8 To determine anti-SARS-CoV-2 neutralizing antibody levels in serum following 2 IM doses of AZD1222 or saline placebo (Substudy and Illness Visits only)	a) Post-treatment GMTs and GMFRs from day of dosing baseline value to 28 days post each dose in SARS-CoV-2 neutralizing antibodies (wild-type assay or pseudo-neutralization assay)
	b) Proportion of participants who have a post-treatment seroresponse (\geq 4-fold rise in titers from day of dosing baseline value to 28 days post each dose) to AZD1222 as measured by SARS-CoV-2 neutralizing antibodies (wild-type assay or pseudo-neutralization assay)
9 To estimate the efficacy of AZD1222 compared to saline placebo for the prevention of COVID-19 following the first dose	The incidence of SARS-CoV-2 RT-PCR-positive symptomatic illness occurring post first dose of study intervention
EXPLORATORY	
1 To estimate the efficacy of 2 IM doses of AZD1222 compared to saline placebo for the all-cause mortality	The incidence of all-cause mortality from Day 1 through Day 730
2 To estimate the efficacy of 2 IM doses of AZD1222 compared to saline placebo for COVID-19-related deaths	The incidence of COVID-19-related deaths occurring from Day 1 through Day 730
3 To estimate the efficacy of 2 IM doses of AZD1222 compared to saline placebo for the prevention of COVID-19-related hospitalizations	a) The incidence of COVID-19-related hospitalizations occurring \geq 15 days post second dose of study intervention
	b) The incidence of COVID-19-related hospitalizations occurring post first dose of study intervention
4 To estimate the efficacy of 2 IM doses of AZD1222 compared to saline placebo for the prevention of COVID-19-related ICU admissions	a) The incidence of COVID-19-related ICU admissions occurring \geq 15 days post second dose of study intervention
	b) The incidence of COVID-19-related ICU admissions occurring post first dose of study intervention
5 To quantify SARS-Cov-2 viral loads in infected participants treated with 2 IM doses of AZD1222 or saline placebo (Illness Visits only)	Viral genome copies in NP swabs collected at Illness Visits as determined by qRT-PCR

Table 5 Objectives and Endpoints

Objective ^a	Estimand ^b Description/Endpoint
6 To characterize sequence variations in SARS-CoV-2 through genotypic analyses in participants treated with 2 IM doses of AZD1222 or saline placebo (Illness Visits only)	Genotypic analysis of SARS-CoV-2 from NP swabs collected on Day 1 illness visit
7 To quantify duration of viral shedding in symptomatic SARS-CoV-2 infected participants treated with 2 IM doses of AZD1222 or saline placebo (Illness Visits only)	Duration of SARS-CoV-2 shedding in saliva over time
8 To assess the biometric profiles associated with COVID-19 using a biosensor in participants treated with 2 IM doses of AZD1222 or saline placebo (Illness Visits only)	Biophysical parameters, including but not limited to serial measurements of skin temperature, heart rate, respiratory rate, blood oxygen saturation, and physical activity, recorded using a biosensor from illness visits Day 1 through Day 28
9 To assess symptoms associated with COVID-19 using an e-Diary in participants treated with 2 IM doses of AZD1222 or saline placebo (Illness Visits only)	Symptoms recorded by participants in an Illness e-Diary from illness visits Day 2 through Day 28
10 To assess SARS-CoV-2 specific antibodies in an ACE2 competition assay following 2 IM doses of AZD1222 or saline placebo (Substudy only)	a) Post-treatment GMTs and GMFRs from Day 1 baseline value to 28 days post each dose in ACE2 competing antibodies from serum samples
	b) Proportion of participants who have a post-treatment seroresponse (\geq 4-fold rise in titers from day of dosing baseline value to 28 days post each dose) in ACE2 competing antibodies
11 To assess B- and T-cell responses following 2 IM doses of AZD1222 or saline placebo (Substudy only)	a) Quantification of (IFN- γ) ELISpot responses to SARS-CoV-2 S protein from day of dosing baseline to 14 days post each dose
	b) Intracellular cytokine staining and flow cytometry for B- and T-cell responses from day of dosing baseline to 14 days post each dose
12 To assess SARS-CoV-2 antibodies in nasal secretions following 2 IM doses of AZD1222 or saline placebo (Substudy only)	a) Post-treatment GMTs and GMFRs from Day 1 baseline value to 28 days post each dose in SARS-CoV-2 S, RBD, and Nucleocapsid antibodies (MSD serology assay)
	b) Proportion of participants who have a post-treatment seroresponse (\geq 4-fold rise in titers from Day 1 baseline value to 28 days post each dose) to SARS-CoV-2 S, RBD, and Nucleocapsid antigens (MSD serology assay)
13 To assess anti-vector responses to the ChAdOx-1 adenovirus vector following 2 IM doses of AZD1222 or saline placebo (Substudy only)	Proportion of participants who have a post-treatment seroresponse (\geq 4-fold rise in titers from Day 1 baseline value to 28 days post each dose) to AZD1222 as measured by ChAdOx1 neutralizing antibodies

Table 5 Objectives and Endpoints

Objective ^a	Estimand ^b Description/Endpoint
14 To assess additional immune responses following 2 IM doses of AZD1222 or saline placebo	Other exploratory assays for humoral and cellular immune responses may be performed based upon emerging safety, efficacy, and immunogenicity data

^a Substudy: The substudy will be conducted only in the USA. The first participants randomized in each age group in the USA, including 1 500 participants 18 to 55 years of age, 750 participants 56 to 69 years of age, and 750 participants ≥ 70 years of age, will also participate in a substudy assessing the reactogenicity and immunogenicity of AZD1222.

Illness Visits: Participants who present with qualifying symptoms will be tested for SARS-CoV-2 and if positive, will complete illness visits.

^b Estimand is the target of estimation to address the scientific question of interest posed by the primary objective. Attributes of an estimand include the population of interest, the variable (or endpoint) of interest, the specification of how intercurrent events are reflected in the scientific question of interest, and the population-level summary for the variable.

^c Key secondary endpoint.

ACE2 = angiotensin-converting enzyme 2; AE = adverse event; AESI = adverse event of special interest; CDC = Centers for Disease Control and Prevention; COVID-19 = coronavirus disease 2019; ELISpot = enzyme-linked immunospot; GMFR = geometric mean fold rise; GMT = geometric mean titer; ICU = intensive care unit; IFN- γ = interferon-gamma; IM = intramuscular; MAAE = medically attended adverse event; MSD = Meso Scale Discovery; NP = nasopharyngeal; RT-PCR = reverse transcriptase polymerase chain reaction; qRT-PCR = quantitative reverse transcriptase polymerase chain reaction, RBD = receptor binding domain; S = Spike; SAE = serious adverse event; SARS-CoV-2 = severe acute respiratory syndrome-coronavirus-2; USA = United States of America; VE = vaccine efficacy.

4 STUDY DESIGN

4.1 Overall Design

D8110C00001 is a Phase III randomized, double-blind, placebo-controlled, multicenter study assessing the safety, efficacy, and immunogenicity of AZD1222 compared to saline placebo for the prevention of COVID-19. Participants will be adults ≥ 18 years of age who are healthy or have medically-stable chronic diseases, and are at increased risk for SARS-CoV-2 acquisition and COVID-19. Approximately 30 000 participants will be randomized in a 2:1 ratio to receive 2 IM doses of either 5×10^{10} vp (nominal, $\pm 1.5 \times 10^{10}$ vp) AZD1222 (n = approximately 20 000) or saline placebo (n = approximately 10 000) 4 weeks apart, on Days 1 and 29. Randomization will be stratified by age (≥ 18 and < 65 years, and ≥ 65 years), with at least 25% of participants to be enrolled in the older age stratum. Participants who received their first dose of study intervention between 28 August 2020 and 06 September 2020 will receive their second dose of study intervention outside of the study window.

Participants who present with at least one of the qualifying symptoms listed below through Day 360 will be assessed for COVID-19. With the exception of fever, shortness of breath, or difficulty breathing, the symptom must be present for 2 or more days. Participants with a COVID-19 qualifying symptom(s) will be tested for SARS-CoV-2, and if positive will

complete illness visit assessments, as presented in [Table 4](#). See Section [8.1](#) for details on COVID-19 assessments.

COVID-19 Qualifying Symptoms

Participant must present with at least one of the following symptoms	
Duration	Symptom
No minimum duration	Fever
	Shortness of breath
	Difficulty breathing
Must be present for ≥ 2 consecutive days	Chills
	Cough
	Fatigue
	Muscle aches
	Body aches
	Headache
	New loss of taste
	New loss of smell
	Sore throat
	Congestion
	Runny nose
	Nausea
	Vomiting
Diarrhea	

Adapted from ([CDC 2020](#)).

Safety will be assessed for the duration of the study. AEs will be recorded for 28 days post each dose of study intervention (ie, until Day 29 post first dose and Day 57 post second dose), and SAEs, MAAEs, and AESIs will be recorded through Day 730. See Sections [8.3](#), [8.3.8](#), and [8.3.9](#) for definitions of these events.

The first participants randomized in each age group in the USA, including 1 500 participants 18 to 55 years of age, 750 participants 56 to 69 years of age, and 750 participants ≥ 70 years of age, will also participate in a substudy assessing the reactogenicity and immunogenicity of AZD1222. These 3 000 participants in the substudy will have additional assessments for predefined solicited AEs for 7 days post each dose of study intervention and for humoral and cellular immune responses. Solicited AEs are defined in Section [8.3.7](#).

[Table 2](#) and [Table 3](#) provide the SoA for the main study and substudy, respectively.

To further investigate cell-mediated immunogenicity, in particular Th1/Th2 responses, after AZD1222 or saline placebo administration, an immunogenicity cohort of approximately 300 participants will be added. Participants will follow the SoA in [Table 3](#) except they will not record reactogenicity.

All participants will remain on study for 2 years following administration of first dose of study intervention (Day 730). If AZD1222 is proven to be safe and efficacious based on the primary endpoint analysis (see Section [9.4.2.1](#)), following discussion at that time with the US FDA, other Regulators if appropriate, and the COVID-19 Vaccine DSMB, participants allocated to the saline placebo group will be offered AZD1222 when doses are available. Saline placebo participants treated with AZD1222 will continue to be followed in the study.

A PSRT will provide support for blinded safety surveillance during the study. Additionally, an independent COVID-19 Vaccine DSMB will provide oversight, to ensure safe and ethical conduct of the study. The COVID-19 Vaccine DSMB will facilitate the interim analysis for efficacy and have the responsibility of evaluating cumulative safety and other clinical study data at regular intervals and for making appropriate recommendations based on the available data. An independent Neurological AESI Expert Committee will be available to review and provide advice to the PSRT and the COVID-19 Vaccine DSMB on request about the diagnosis and causality assessment of selected neurological AESIs occurring in the AZD1222 clinical development program. See [Appendix A 5](#) for additional detail.

4.2 Scientific Rationale for Study Design

4.2.1 Rationale for Study Design and Participant Population

The participant population is male and female adults ≥ 18 years of age who are not immunosuppressed, but are at increased risk of SARS-Cov-2 infection due to their locations or circumstances. Inclusion of older adults is based on data that are being gathered from the ongoing University of Oxford-sponsored studies. Study COV001 (NCT04324606) enrolled adults 18 to 55 years of age. Study COV002 (NCT04400838) enrolled adults 18 years of age and older.

Adults with medically-stable chronic diseases may participate if, according to the judgement of the investigator, hospitalization within the study period is not anticipated and the participant appears likely to be able to remain on study through the end of protocol-specified follow-up.

The study will exclude females who are pregnant or breast-feeding and individuals less than 18 years of age. Women who are pregnant or breast-feeding are excluded at this point as nonclinical developmental and reproductive toxicity studies to support vaccinating these individuals have yet to be performed. Additionally, it is planned that children and adolescents

will be evaluated for their response to the vaccine once safety and efficacy have been established in adults.

Participants who have been previously diagnosed with laboratory-confirmed SARS-CoV-2 infection are excluded from study participation. Participants with previous asymptomatic or undiagnosed infection are not excluded. Participant's baseline serostatus will be determined but baseline serostatus will not be used as a basis for exclusion from the study. Participants who are seropositive at baseline are enrolled in order to gather safety data in this group as it is anticipated that, if proven to be efficacious, the vaccine will rapidly be distributed to millions of individuals and that these individuals will not be tested for serologic evidence of previous infection prior to vaccination. Participant's baseline serostatus will be determined so that subgroup analyses for both safety and efficacy can be performed by baseline serostatus.

The study population represents the initial target population for AZD1222. If AZD1222 demonstrates efficacy for the prevention of COVID-19, the safety and immunogenicity of the vaccine in additional groups such as the immunosuppressed, pregnant women, and children and adolescents may be assessed in future studies.

4.2.2 Rationale for Study Endpoints

The efficacy endpoints in this study are analogous to endpoints used for evaluating the efficacy of influenza vaccines. These definitions have 4 components: (1) a definition of clinical illness; (2) a method of respiratory specimen sampling for the detection of associated shedding of the relevant virus; (3) an assay method for laboratory confirmation; and (4) a defined surveillance period. Assessment of AZD1222 efficacy will begin ≥ 15 days after the second dose of study intervention as this time period is considered necessary for the vaccine to induce protective immune responses.

In the substudy, solicited AEs will be collected for 7 days post each dose of study intervention, a period that has proven adequate to describe reactogenicity events in previous vaccine studies. For all participants, AEs will be collected through 28 days post each dose of study intervention. SAEs, MAAEs, and AESIs and will be collected from Day 1 through end of the study. AESIs include terms identified by the Brighton Collaboration involving events associated with vaccination in general ([SPEAC 2020](#)).

4.3 Justification for Dose

The AZD1222 dose of 5×10^{10} vp was selected based on accumulated clinical experience with this vaccine in ongoing clinical studies sponsored by the University of Oxford (see Section 2.2). Safety and immunogenicity data from an additional clinical study, MERS001 (NCT03399578), using the same ChAdOx1 vector, also helped inform dose selection.

MERS001 was the first clinical study of a ChAdOx1-vectored vaccine expressing the full-length S protein from a separate, but related, betacoronavirus. ChAdOx1 MERS has been given to 31 participants to date at doses ranging from 5×10^9 vp to 5×10^{10} vp. Despite higher reactogenicity observed at the 5×10^{10} vp, this dose was safe, with self-limiting AEs and no serious adverse reactions recorded. The 5×10^{10} vp was the most immunogenic, in terms of inducing neutralizing antibodies against MERS-CoV using a live virus assay (Folegatti et al 2020a). Given the immunogenicity findings and safety profile observed with the ChAdOx1-vectored vaccine against MERS-CoV, the 5×10^{10} vp dose was chosen for AZD1222. See the AZD1222 IB.

Based on accumulating nonclinical and clinical data gathered for AZD1222 as well as for other SARS-CoV-2 vaccines in development, a 2-dose regimen was selected for the study in order to enhance the immune responses to the virus (AZD1222 IB).

In an NHP challenge study, 6 macaques received a second dose of AZD1222 4 weeks after the first dose. The second dose resulted in increases in both ELISA and neutralizing antibody titers, and fewer areas of the lung contained viral RNA in prime boost group compared to the prime group. In a porcine model, 3 pigs also received a second dose of AZD1222 4 weeks after the first dose. In the animals that received the booster dose, both antibodies to the SARS-CoV-2 RBD and neutralizing antibodies were boosted after the second dose.

In Study COV001, 10 participants received a second dose of AZD1222 4 weeks after the first dose. Antibody responses to both the first and second doses were evaluated using an ELISA assay, through the MSD platform and by both neutralization and pseudo-neutralization assays. Notable increases in antibody levels to the S protein were seen with the ELISA assay and increases to both the S protein and RBD were noted using the MSD platform. Similarly, increases in antibody levels following the second dose were also seen with neutralization and pseudo-neutralization assays. Though based on small numbers, the second dose of the vaccine appeared to result in a lower rate of systemic solicited AEs.

The 4-week interval was selected based on the interval used in the nonclinical studies and Study COV001.

4.4 End of Study Definition

A participant is considered to have completed the study if he/she has completed all phases of the study including the last scheduled procedure shown in the SoA (Section 1.3).

The end of the study is defined as the date of the last scheduled procedure shown in the SoA (Section 1.3) for the last participant in the study globally.

5 STUDY POPULATION

Prospective approval of protocol deviations to recruitment and enrollment criteria, also known as protocol waivers or exemptions, is not permitted.

5.1 Inclusion Criteria

Participants are eligible to be included in the study only if all of the following criteria apply:

Age

- 1 Adult, ≥ 18 years of age at the time of consent

Type of Participant

- 2 Increased risk of SARS-CoV-2 infection
 - Defined as adults whose locations or circumstances put them at appreciable risk of exposure to SARS-CoV-2 and COVID-19, based on available risk assessment contemporaneous to enrollment (believed to be at risk/exposure)
- 3 Medically stable such that, according to the judgment of the investigator, hospitalization within the study period is not anticipated and the participant appears likely to be able to remain on study through the end of protocol-specified follow-up
 - A stable medical condition is defined as disease not requiring significant change in therapy or hospitalization for worsening disease during the 3 months prior to enrollment
- 4 Able to understand and comply with study requirements/procedures (if applicable, with assistance by caregiver, surrogate, or legally authorized representative) based on the assessment of the investigator

Reproduction

- 5 Contraceptive use by women should be consistent with local regulations regarding the methods of contraception for those participating in clinical studies
- 6 Female participants
 - (a) Women of childbearing potential must:
 - Have a negative pregnancy test on the day of screening and on Day 1
 - Use one highly effective form of birth control for at least 28 days prior to Day 1 and agree to continue using one highly effective form of birth control through 60 days following administration of the second dose of study intervention. A highly effective method of contraception is defined as one that can achieve a failure rate of less than 1% per year when used consistently and correctly (see [Table 6](#)). Periodic abstinence, the rhythm method, and withdrawal are NOT acceptable methods of contraception.

- (b) Women are considered of childbearing potential unless they meet either of the following criteria:
- Surgically sterilized (including bilateral tubal ligation, bilateral oophorectomy, or hysterectomy), or
 - Post-menopausal
 - For women aged < 50 years, post-menopausal is defined as having both:
 - A history of ≥ 12 months amenorrhea prior to randomization, without an alternative cause, following cessation of exogenous sex-hormonal treatment, and
 - A follicle-stimulating hormone level in the post-menopausal range
 Until follicle-stimulating hormone is documented to be within menopausal range, the participant is to be considered of childbearing potential
 - For women aged ≥ 50 years, post-menopausal is defined as having a history of ≥ 12 months amenorrhea prior to randomization, without an alternative cause, following cessation of exogenous sex-hormonal treatment

Table 6 Highly Effective Methods of Contraception

Barrier Methods	Hormonal Methods
<ul style="list-style-type: none"> • Intrauterine device • Intrauterine hormone-releasing system (IUS)^a • Bilateral tubal occlusion • Vasectomized partner^b • Sexual abstinence^c 	<ul style="list-style-type: none"> • Combined (estrogen- and progestogen-containing hormonal contraception) Oral (combined pill) Intravaginal Transdermal (patch) • Progestogen-only hormonal contraception Oral Injectable Implantable

^a This is also considered a hormonal method

^b Provided that partner is the sole sexual partner of the woman of childbearing potential study participant and that the vasectomized partner has received medical assessment of the surgical success

^c Sexual abstinence is considered a highly effective method only if defined as refraining from heterosexual intercourse from 28 days prior to Day 1 through 60 days following administration of the second dose of study intervention, and if it is the preferred and usual lifestyle of the participant

Informed Consent

- 7 Capable of giving signed informed consent as described in [Appendix A](#), which includes compliance with the requirements and restrictions listed in the ICF and in this protocol

5.2 Exclusion Criteria

Participants are excluded from the study if any of the following criteria apply:

Medical Conditions

- 1 History of allergy to any component of the vaccine
- 2 History of Guillain-Barré syndrome or any other demyelinating condition
- 3 Significant infection or other acute illness, including fever > 100 °F (> 37.8 °C) on the day prior to or day of randomization
- 4 History of laboratory-confirmed SARS-CoV-2 infection
- 5 Any confirmed or suspected immunosuppressive or immunodeficient state, including asplenia
- 6 Recurrent severe infections and use of immunosuppressant medication within the past 6 months (≥ 20 mg per day of prednisone or its equivalent, given daily or on alternate days for ≥ 15 days within 30 days prior to administration of study intervention)
The following exceptions are permitted:
 - Topical/inhaled steroids or short-term oral steroids (course lasting ≤ 14 days)
 - Human immunodeficiency virus-positive stable participants on stable antiretroviral therapy, eg, (NIH 2020, Waldrop et al 2016)
- 7 History of primary malignancy except for:
 - (a) Malignancy with low potential risk for recurrence after curative treatment (for example, history of childhood leukaemia) or metastasis (for example, indolent prostate cancer) in the opinion of the site investigator.
 - (b) Adequately treated non-melanoma skin cancer or lentigo maligna without evidence of disease
 - (c) Adequately treated uterine cervical carcinoma in situ without evidence of disease
 - (d) Localized prostate cancer
- 8 Clinically significant bleeding disorder (eg, factor deficiency, coagulopathy, or platelet disorder), or prior history of significant bleeding or bruising following IM injections or venepuncture
- 9 Severe and/or uncontrolled cardiovascular disease, respiratory disease, gastrointestinal disease, liver disease, renal disease, endocrine disorder, and neurological illness, as judged by the Investigator (mild/moderate well-controlled comorbidities are allowed)
- 10 Any other significant disease, disorder, or finding that may significantly increase the risk to the participant because of participation in the study, affect the ability of the participant to participate in the study, or impair interpretation of the study data
Note: The AESIs as outlined in [Appendix E](#) (including [Table 14](#)) should be considered when evaluating a participant for Exclusion Criterion 10, as the presence of these AESIs,

especially if untreated or uncontrolled, may be a safety risk to the participant, affect the ability of the participant to participate in the study, or impair interpretation of the study data. Investigators should review and consider the list of conditions in [Appendix F](#). If any of these conditions are present in a participant, the Investigator is asked to utilize his/her clinical judgment in determining the participant's eligibility for the study. Should the participant have conditions as outlined in [Appendix E](#) and the participant is enrolled, the Investigator is asked to document notes on site regarding the final rationale for enrollment.

Prior/Concomitant Therapy

- 11 Receipt of, or planned receipt of investigational products indicated for the treatment or prevention of SARS-CoV-2 or COVID-19
Note: For participants who become hospitalized with COVID-19, receipt of licensed treatment options and/or participation in investigational treatment studies is permitted
- 12 Receipt of any vaccine (licensed or investigational) other than licensed influenza vaccines within 30 days prior to and after administration of study intervention
- 13 Receipt of immunoglobulins and/or any blood products within 3 months prior to administration of study intervention or expected receipt during the period of study follow-up

Other Exclusions

- 14 Involvement in the planning and/or conduct of this study (applies to both Sponsor staff and/or staff at the study site)
- 15 For women only - currently pregnant (confirmed with positive pregnancy test) or breast-feeding
- 16 Has donated ≥ 450 mL of blood products within 30 days prior to randomization or expects to donate blood within 90 days of administration of second dose of study intervention

5.3 Lifestyle Considerations

- 1 Participants must follow the contraception requirements outlined in [Section 5.1](#)
- 2 Restrictions relating to concomitant medications are described in [Section 6.5](#)
- 3 Agree to wear digital health device if diagnosed with COVID-19 as described in [Section 8.1.2.2](#)

5.4 Screen Failures

Screen failures are defined as participants who consent to participate in the clinical study but are not subsequently randomly assigned to study intervention. A minimal set of screen failure information is required to ensure transparent reporting of screen failure participants to meet the Consolidated Standards of Reporting Trials publishing requirements and to respond to

queries from regulatory authorities. Minimal information includes demography, screen failure details, eligibility criteria, and any SAEs.

Individuals who do not meet the criteria for participation in this study (screen failure) may be rescreened. Only a single rescreening is allowed in the study. Rescreened participants are required to sign a new ICF ([Appendix A 3](#)), and will be assigned a new participant number.

6 STUDY INTERVENTION

In general, study intervention is defined as any investigational intervention(s), marketed product(s), or placebo intended to be administered to or medical device(s) utilized by a study participant according to the study protocol. For this study, study intervention is defined as AZD1222 or saline placebo (Table 7). The third party medical device used for assessment of COVID-19 symptoms (ie, digital health device [Section 8.1.2.2]) is not considered a study intervention.

6.1 Study Interventions Administered

6.1.1 Investigational Products

Table 7 Investigational Products

Intervention Name	AZD1222	Placebo
Type	Vaccine	Placebo
Dose Formulation	10 mM histidine, 7.5% (w/v) sucrose, 35 mM sodium chloride, 1 mM magnesium chloride, 0.1% (w/v) polysorbate 80, 0.1 mM edetate disodium, 0.5% (w/v) ethanol, at pH 6.6.	0.9% (w/v) saline
Unit Dose Strength(s)	$\geq 0.7 \times 10^{11}$ vp/mL	
Dosage Level(s)	5×10^{10} vp (nominal, $\pm 1.5 \times 10^{10}$ vp)	
Route of Administration	Intramuscular	Intramuscular
Use	Experimental	Placebo
IMP and NIMP	IMP	IMP
Sourcing	Provided centrally by the Sponsor	Sourced locally
Packaging and Labeling	Will be provided in vials within a carton. Each carton and vial will be labelled as required per country requirement	Not applicable
Current/Former Name or Alias	ChAdOx1 nCoV-19	Not applicable

IMP = investigational medicinal product; NIMP = non-investigational medical product; vp = viral particles; w/v = weight/volume.

AZD1222

AZD1222 will be supplied by the Sponsor as a vial solution for injection. It is a sterile, clear to slightly opaque solution, practically free from visible particles, with a label-claim volume of 5 mL.

Unopened vials of AZD1222 vials must be stored at 2-8 °C (36-46 °F) for the duration of assigned shelf-life and must not be frozen. AZD1222 must be kept in original packaging until use to prevent prolonged light exposure.

Placebo

Commercially available 0.9% (w/v) saline for injection will be sourced locally for placebo.

6.1.2 Dosing Instructions

Participants will receive 2 doses of either AZD1222 or saline placebo. The first dose will be administered on Day 1 and the second dose on Day 29 (see [Table 2](#) and [Table 3](#)).

It is recommended that the study interventions be administered as an IM injection into the deltoid of the non-dominant arm. Other injection sites may be used if necessary.

All study participants will be observed in the clinic for at least 15 minutes after vaccination.

Allergic reactions to vaccines are possible. Therefore, appropriate drugs and medical equipment to treat acute anaphylactic reactions must be immediately available, and study personnel must be trained to recognize and treat anaphylaxis.

6.2 Preparation/Handling/Storage/Accountability

- 1 The investigator or designee must confirm appropriate temperature conditions have been maintained during transit for all study intervention received and any discrepancies are reported and resolved before use of the study intervention.
- 2 Only participants enrolled in the study may receive study intervention and only authorized site staff may supply or administer study intervention. All study intervention must be stored in a secure, environmentally controlled, and monitored (manual or automated) area in accordance with the labelled storage conditions with access limited to the investigator and authorized site staff.
- 3 The investigator, institution, or the head of the medical institution (where applicable) is responsible for study intervention accountability, reconciliation, and record maintenance (ie, receipt, reconciliation, and final disposition records).
- 4 Further guidance and information for the final disposition of unused study interventions are provided in the Pharmacy Manual or specified handling instructions.

6.2.1 Dose Preparation and Administration

6.2.1.1 AZD1222

Doses of AZD1222 must be prepared by the unblinded pharmacist (or designee in accordance with local and institutional regulations) using aseptic technique. Each dose is prepared by withdrawing 0.5 mL from a vial of AZD1222 in a sterile syringe.

AZD1222 does not contain preservatives. Each vial must be assigned a beyond-use-date of 6 hours from first needle puncture of the AZD1222 vial, after which any unused portion must be discarded.

Once an AZD1222 dose is drawn into a syringe for administration, the dose must be administered within the beyond-use-date of the vial. If AZD1222 dose administration is not completed within the 6-hour vial beyond-use-date, a new dose must be prepared from a new vial.

Each vial of AZD1222 has a label-claim volume of 5 mL and can provide up to ten 0.5 mL doses.

6.2.1.2 Placebo

Doses of saline placebo must be prepared by the unblinded pharmacist (or designee in accordance with local and institutional regulations) using aseptic technique. Each saline placebo dose is prepared by withdrawing 0.5 mL from a 0.9% (w/v) saline vial or IV bag in a sterile syringe. If 0.9% (w/v) saline is extracted from IV bags, the manufacturers' recommendation for maximum number of needle punctures of the IV bag port must not be exceeded.

Saline (0.9% [w/v]) does not contain preservatives. Each vial or IV bag must be assigned a beyond-use-date of 6 hours from first needle puncture, after which any unused portion must be discarded.

Once a saline placebo dose is drawn into a syringe for administration, the dose must be administered within the beyond-use-date of the vial/IV bag. If saline placebo dose administration is not completed within the 6-hour vial/IV bag beyond-use-date, a new dose must be prepared from a new vial or IV bag.

6.3 Measures to Minimize Bias: Randomization and Blinding

6.3.1 Randomization

All participants will be centrally assigned to randomized study intervention using an IRT. Before the study is initiated, user guides, the log in information, and directions for the IRT will be provided to each study site. Randomization will be stratified by age (≥ 18 to

< 65 years, and \geq 65 years), with at least 25% of participants to be enrolled in the older age stratum.

Where a participant does not meet all the eligibility criteria but incorrectly received study intervention, the investigator should inform the Study Physician immediately, and a discussion should occur between the Study Physician and the investigator regarding whether to continue or discontinue the participant.

6.3.2 Blinding

Neither the participant nor any of the investigators or Sponsor staff who are involved in the treatment or clinical evaluation and monitoring of the participants will be aware of the study intervention received. Since AZD1222 and saline placebo are visually distinct prior to dose preparation (due to differences in container closure), IMP will be handled by an unblinded pharmacist (or designee in accordance with local and institutional regulations) at the study site. Once drawn into syringes for administration, AZD1222 and saline placebo are not visually distinct from each other.

The IRT will provide the investigator(s) or pharmacists a dose tracking number to be allocated to the participant at the dispensing visit. Routines for this will be described in the IRT user manual that will be provided to each study site.

The randomization code should not be broken except in medical emergencies when the appropriate management of the participant requires knowledge of the treatment randomization. The investigator documents and reports the action to the Sponsor, without revealing the treatment given to participant to the Sponsor staff.

The Sponsor retains the right to break the code for SAEs that are unexpected and are suspected to be causally related to an investigational medicinal product and that potentially require expedited reporting to regulatory authorities. Randomization codes will not be broken for the planned analyses of data until all decisions on the evaluability of the data from each individual participant have been made and documented.

6.3.3 Procedures for Unblinding

The IRT will be programmed with blind-breaking instructions. In case of an emergency, in which the knowledge of the specific blinded study intervention will affect the immediate management of the participant's condition (eg, antidote available), the investigator has the sole responsibility for determining if unblinding of a participants' intervention assignment is warranted. Participant safety must always be the first consideration in making such a determination. If a participant's intervention assignment is unblinded for safety, the Sponsor must be notified within 24 hours after breaking the blind.

In the event that a study participant is contacted about receiving a licensed and/or authorized COVID-19 vaccine, unblinding instructions are being provided to the sites. If the participant is unblinded, the Sponsor needs to be notified within 24 hours and this should be documented in the site source documents. In addition, a participant information sheet has been developed for guidance on decision discussions between the participant and Investigator.

6.4 Study Intervention Compliance

When participants are dosed at the study site, they will receive study intervention directly from the investigator or designee, under medical supervision. The date, and time if applicable, of dose administered will be recorded in the source documents and recorded in the eCRF. The dose of study intervention and study participant identification will be confirmed at the time of dosing by a member of the study site staff other than the person administering the study intervention.

6.5 Concomitant Therapy

Any medication or vaccine (including over-the-counter or prescription medicines) that the participant is receiving at the time of enrollment or receives during the period specified in the SoA (Section 1.3), must be recorded in the eCRF along with the information listed below. Vitamins and/or herbal supplements are not to be recorded.

- Reason for use
- Dates of administration including start and end dates
- Dosage information including dose and frequency

The Study Physician should be contacted if there are any questions regarding concomitant or prior therapy.

6.5.1 Permitted Concomitant Medications

Participants may take concomitant medications prescribed by their primary care provider for management of chronic medical conditions and/or for health maintenance. Primary care providers, or where appropriate investigators, should prescribe appropriate concomitant medications or treatments deemed necessary to provide full supportive care and comfort during the study. Participants who develop COVID-19 after receiving study intervention should be treated with licensed medications and interventions according to standard of care. All routine vaccinations other than influenza are permitted beginning > 30 days after last dose of study intervention. Licensed influenza vaccines are permitted at any time.

6.5.2 Prohibited Concomitant Medications

The following medications are prohibited and the Sponsor must be notified if a participant receives any of these prohibited medications. The use of the following concomitant

medications and/or vaccines, however, will not definitively require withdrawal of the participant from the study, but may determine a participant's eligibility to receive a second dose or evaluability in the per-protocol analysis set.

If a participant receives a prohibited concomitant medication, the investigator in consultation with the Sponsor will evaluate any potential impact on receipt of study intervention based on time the medication was administered, the medication's pharmacology and pharmacokinetics, and whether the medication will compromise the participant's safety or interpretation of the data (see Section 7.1).

- Investigational products indicated for the treatment of SARS-CoV-2 or COVID-19
Note: For participants who become hospitalized with COVID-19, receipt of licensed treatment options and/or participation in investigational treatment studies is permitted.
- Experimental vaccinations, other than AZD1222, for prevention of SARS-CoV-2 or COVID-19.
Note: Participants choosing to receive a licenced and/or authorized COVID-19 vaccine should inform the Investigator so it can be properly documented. Participants, who receive a licenced and/or authorized COVID-19 vaccine outside the study, should be encouraged to continue study conduct to be followed for safety reporting and all assessments.
- Receipt of any vaccine (licensed or investigational) other than licensed influenza vaccines within 30 days prior to and after administration of study intervention (eg, Dose 1 and Dose 2). Thirty (30) days after the second vaccination, other routine vaccinations are permitted as clinically indicated.
- Glucocorticoids at a dose ≥ 20 mg/day of prednisone or equivalent given daily or on alternate days for ≥ 14 consecutive days between randomization and the participant's scheduled final visit
- Other systemically administered drugs with significant immunosuppressive activity, such as azathioprine, tacrolimus, cyclosporine, methotrexate, or cytotoxic chemotherapy between randomization and the participant's scheduled final visit
- Immunoglobulins and/or any blood product

6.6 Dose Modification

Study intervention will be administered as described in Section 6.1.2. Dose modification is not permitted.

6.7 Intervention After the End of the Study

There is no intervention after the end of the study (see definition in Section 4.4).

7 DISCONTINUATION OF STUDY INTERVENTION AND PARTICIPANT DISCONTINUATION/WITHDRAWAL

7.1 Discontinuation of Study Intervention

Each participant will receive 2 doses of study intervention (see Section 6). An individual participant will not receive the first or second dose of study intervention if any of the following occur in the participant in question:

- 1 Withdrawal of consent after signing informed consent
- 2 Participant meets one or more of the exclusion criteria or fails to meet all inclusion criteria for study participation
- 3 Laboratory-confirmed SARS-CoV-2 infection
- 4 Participant is pregnant or nursing
- 5 Any allergic reaction including anaphylaxis that is assessed as related to study intervention
- 6 Any SAE assessed as related to study intervention
- 7 Any AE that, in the judgment of the site investigator, is related to study intervention and may jeopardize the safety of the study participant
- 8 Receipt of a prohibited concomitant medication that may jeopardize the safety of the study participant or interpretation of the data

Each participant who has received at least one dose of study intervention will be followed for the full study period unless consent is withdrawn specifically from further study participation, or the participant is lost to follow-up. Participants who have not received study intervention, regardless of reason, will not be followed.

7.1.1 Study Suspension or Termination

The Sponsor reserves the right to temporarily suspend or permanently terminate this study or a component of the study at any time. The reasons for temporarily suspending the study may include, but are not limited, to the following:

- Any death, SAE, or other safety finding assessed as related to study intervention that in the opinion of the Sponsor may preclude further administration of study intervention

No additional participants will be randomized or treated with study intervention until review by the COVID-19 Vaccine DSMB is complete (see [Appendix A 5](#) for COVID-19 Vaccine DSMB information).

7.2 Participant Withdrawal from the Study

- A participant may withdraw from the study at any time at his/her own request, or may be withdrawn at any time at the discretion of the investigator for safety, behavioral, compliance, or administrative reasons. This is expected to be uncommon.
- A participant who considers withdrawing from the study must be informed by the investigator about modified follow-up options (eg, telephone contact, a contact with a relative or treating physician, or information from medical records).
- If the participant withdraws consent for disclosure of future information, the Sponsor may retain and continue to use any data collected before such a withdrawal of consent.
- If a participant withdraws from the study, it should be confirmed if he/she still agrees for existing samples to be used in line with the original consent. If he/she requests withdrawal of consent for use of samples, destruction of any samples taken should be carried out in line with what was stated in the informed consent and local regulation. The investigator must document the decision on use of existing samples in the site study records and inform the Sponsor Study Team.

7.3 Lost to Follow-up

A participant will be considered lost to follow-up if he or she repeatedly fails to return for scheduled visits and is unable to be contacted by the study site.

The following actions must be taken if a participant fails to return to the clinic for a required study visit:

- The study site must attempt to contact the participant and reschedule the missed visit as soon as possible and counsel the participant on the importance of maintaining the assigned visit schedule and ascertain whether or not the participant wishes to and/or should continue in the study.
- Before a participant is deemed lost to follow-up, the investigator or designee must make every effort to regain contact with the participant (where possible, 3 telephone calls and, if necessary, a certified letter to the participant's last known mailing address or local equivalent methods). These contact attempts should be documented in the participant's medical record.
- Should the participant continue to be unreachable, he/she will be considered to have withdrawn from the study.

Discontinuation of specific sites or of the study as a whole are handled as part of [Appendix A](#).

8 STUDY ASSESSMENTS AND PROCEDURES

- Study procedures and their timing are summarized in the SoA (Section 1.3). Protocol waivers or exemptions are not allowed.

- Immediate safety concerns should be discussed with the Sponsor immediately upon occurrence or awareness to determine if the participant should continue or discontinue study intervention.
- Adherence to the study design requirements, including those specified in the SoA (Section 1.3) is essential and required for study conduct.
- All screening evaluations must be completed and reviewed to confirm that potential participants meet all eligibility criteria. The investigator will maintain a screening log to record details of all participants screened and to confirm eligibility or record reasons for screening failure, as applicable.
- Procedures conducted as part of the participant's routine clinical management (eg, blood count) and obtained before signing of the ICF may be utilized for screening or baseline purposes provided the procedures met the protocol-specified criteria and were performed within the time frame defined in the SoA.

8.1 Efficacy Assessments

8.1.1 Monitoring COVID-19 Symptoms

Study sites will contact participants weekly (telephone/email/text) through Day 360 with reminders to monitor for COVID-19 symptoms. Participants who present with at least one of the COVID-19 qualifying symptoms listed below must contact the study team. With the exception of fever, shortness of breath, or difficulty breathing, the symptom must be present for 2 or more days. During the 7 days following administration of each dose of study intervention, investigator judgement should be used to determine which participants should initiate illness visits as symptoms may be due to the reactogenicity of the study intervention as opposed to potentially due to infection with SARS-CoV-2.

If a participant presents with a COVID-19 qualifying symptom(s) on Days 1-3, the nasal swab collected on Day 1 will be tested locally for SARS-CoV-2 (see Section 8.6.1.1). If positive, the participant will be instructed to initiate illness visits. If negative, the participant will continue with scheduled assessments per their assigned study (ie, main study [Table 2] or substudy [Table 3]).

Participants who present with a COVID-19 qualifying symptom(s) after Day 3 will be instructed to initiate illness visits and be tested for SARS-CoV-2.

COVID-19 Qualifying Symptoms

Participant must present with at least one of the following symptoms	
Duration	Symptom
No minimum duration	Fever
	Shortness of breath
	Difficulty breathing
Must be present for ≥ 2 consecutive days	Chills
	Cough
	Fatigue
	Muscle aches
	Body aches
	Headache
	New loss of taste
	New loss of smell
	Sore throat
	Congestion
	Runny nose
	Nausea
	Vomiting
Diarrhea	

Adapted from (CDC 2020).

8.1.2 Illness Visits

Symptomatic participants (as defined in Section 8.1.1) will be instructed to visit the study site for initiation of illness assessments (Table 4); where supported, home or mobile visits may be substituted for the site visits. Symptomatic participants will complete the Day 1 illness visit and will be instructed to continue with the home collection requirements (eg, digital health device and Illness e-Diary recordings, and saliva samples). SARS-CoV-2 RT-PCR results will be available during the home collection period and participants will be informed of their status. The results of the COVID-19 RT-PCR testing should also be reported to the participants' primary care providers. Only participants who test positive will be instructed to continue with the illness visits, including home collection of saliva samples and digital health device and Illness e-Diary recordings. Participants who test negative for SARS-CoV-2 will be instructed to stop all illness visit assessments and return the digital health device. Should symptoms persist despite a negative test result, Investigators should provide appropriate clinical follow-up of participants, as clinically indicated. Once Illness visits are discontinued,

participants will continue with follow-up visits per their assigned study (ie, main study [[Table 2](#)] or substudy [[Table 3](#)]).

8.1.2.1 SARS-CoV-2 Testing and Other Virology Assessments

At the Day 1 illness visit, mid-turbinate nasal swabs and nasopharyngeal swabs will be collected and tested for SARS-COV-2 by authorized RT-PCR assays (see Section [8.6.1.1](#)).

Saliva will be collected during site illness visits and by self-collection at home throughout the illness visits to quantify duration of viral shedding (see Section [8.6.1.2](#)). Other virology assessments are described in Section [8.6](#).

Genotypic evaluation of SARS-CoV-2 is planned at Day 1 and Day 14 illness visits but may be performed at Day 21 and Day 28 illness visits based upon logistical constraints, safety signals, or emerging data on efficacy of AZD1222 against viral variants.

8.1.2.2 Digital Health Device

At the Day 1 illness visit, participants will receive a wearable, digital health device (eg, Current Health Monitoring System) and be trained on use of the biosensor. The digital health device will continuously track biophysical parameters, including but not limited to, serial measurements of skin temperature, heart rate, respiratory rate, blood oxygen saturation, and physical activity.

Data will be obtained from the biosensor and transmitted via a wireless hub from the participant to the vendor platform. The vendor platform will be monitored remotely 24 hours a day by a team which includes registered nurses. The monitoring team will receive technical alerts if there are data or device issues, and physiologic alerts if participants' vital signs meet prespecified criteria. The physiologic alerts are intended to provide an early indication of worsening health status that would allow the monitoring team and investigator to provide appropriate follow-up. All alerts will be triaged and followed up by the monitoring team according to agreed-upon monitoring protocols. A registered nurse will review the alerts requiring clinical attention and will apply clinical judgement (based on the Schmitt-Thompson COVID-19 - Diagnosed or Suspected After Hours Telephone Triage Protocols) ([Schmitt-Thompson 2020](#)) to determine which alerts can be addressed directly with the participant via telephone, and which alerts should be escalated to the on-call clinician at the site. If escalation is required, the nurse will contact the on-call clinician by telephone and the clinician will then be responsible for subsequent follow-up. For all technical and physiologic alerts, details regarding the nature of the alert and action taken will be documented within the Current Health Monitoring System and an informational email will be sent to the investigator within 2 hours for further follow-up if required. If local regulations prohibit the monitoring team from collecting identifying information about participants, or from contacting study participants directly, the Investigator and site staff will be responsible for monitoring the transmitted data and responding to both technical and physiologic alerts 24 hours a day.

The data from the biosensor and remote monitoring are not intended to substitute for protocol-mandated standard safety monitoring, participant self-reporting, or participant oversight, which remains the responsibility of the investigator.

Along with the device, participants will be provided with a paper-based Quick Start Guide containing general instructions for the device as well as frequently asked questions. A reference copy of the document will be retained in the Site Master File.

Participants who test positive for SARS-CoV-2 will be instructed to continue wearing the digital health device until the COVID-19-associated symptoms resolve or until the Day 28 illness visit. Participants who test negative and stop the illness visits will be instructed to return the digital health device.

8.1.2.3 Illness e-Diary

An Illness e-Diary will be used to collect self-reported information about COVID-19-associated symptoms (listed below per CDC ([CDC 2020](#))). At the Day 1 illness visit, participants (or, if applicable, their caregiver, surrogate, or legally authorized representative) will be given access to the Illness e-Diary and trained by study staff on how to record the information and assess the severity of the symptoms.

Participants who test positive for SARS-CoV-2 will be instructed to continue recording in the Illness e-Diary until symptoms resolve or until the Day 28 illness visit. Participants who test negative will be instructed to stop Illness e-Diary recording.

Study sites will monitor the health status of participants via Illness e-Diary responses after the Day 1 illness visit, and will call participants as needed based on these responses.

COVID-19 Symptoms

- Fever
- Shortness of breath
- Difficulty breathing
- Chills
- Cough
- Fatigue
- Muscle aches
- Body aches
- Headache
- New loss of taste
- New loss of smell
- Sore throat
- Congestion
- Runny nose
- Nausea
- Vomiting
- Diarrhea

8.1.3 Severe COVID-19

The severity of COVID-19 will be evaluated in participants with symptoms of COVID-19. A diagnosis of severe or critical COVID-19 will include laboratory-confirmed COVID-19 (SARS-CoV-2 RT-PCR-positive symptomatic illness) plus any of the following:

- Clinical signs at rest indicative of severe systemic illness (respiratory rate ≥ 30 breaths per minute, heart rate ≥ 125 beats per minute, oxygen saturation $\leq 93\%$ on room air at sea level, or partial pressure of oxygen to fraction of inspired oxygen ratio < 300 mm Hg)
- Respiratory failure (defined as needing high-flow oxygen, noninvasive ventilation, mechanical ventilation or extracorporeal membrane oxygenation)
- Evidence of shock (systolic blood pressure < 90 mm Hg, diastolic blood pressure < 60 mm Hg, or requiring vasopressors)
- Significant acute renal, hepatic, or neurologic dysfunction
- Admission to an intensive care unit
- Death

8.1.4 Medical Notes Review

With the participant's consent, the study team will request access to medical notes or submit a data collection form for completion by attending clinical staff on any medically-attended COVID-19 episodes. Any data relevant for assessment of the efficacy endpoints or vaccine-associated enhanced respiratory disease (see Section 8.3.9) will be collected. These are likely to include, but not limited to, information on intensive care unit admissions, clinical parameters such as oxygen saturation, respiratory rates and vital signs, need for oxygen therapy, need for ventilatory support, imaging, blood tests results, and overall outcome (survival or death).

8.1.5 Monitoring for Asymptomatic Infection

Blood samples will be collected according to the SoA (Section 1.3) for SARS-CoV-2 serology testing to monitor participants for asymptomatic infection. See description of assessment in Section 8.5.2.1.

8.2 Safety Assessments

Planned time points for all safety assessments are provided in the SoA (Section 1.3).

8.2.1 Physical Examinations

A complete physical examination will be performed at screening followed by targeted physical examinations as specified in the SoA (Section 1.3).

- A complete physical examination will include, but not be limited to, assessment of height, weight, general appearance, head, ears, eyes, nose, throat, neck, skin, as well as cardiovascular, respiratory, abdominal, and nervous systems. Each clinically significant abnormal finding at screening will be recorded in the medical history.
- A targeted physical examination will include areas suggested by the medical history. Each clinically significant abnormal finding following vaccination will be recorded as an AE.
- All physical examinations will be performed by a licensed healthcare provider (eg, physician, physician assistant, or licensed nurse practitioner).

8.2.2 Vital Signs

Vital signs, including heart rate, pulse oximetry, blood pressure, and body temperature, will be performed as specified in the SoA (Section 1.3). The participant should be resting prior to the collection of vital signs.

Data collected through the digital health device on heart rate, respiratory rate, temperature, and oxygen saturation level will be recorded as exploratory efficacy measurements and should not be reported as AEs unless resulting in an MAAE or SAE.

Situations in which vital sign results should be reported as AEs are described in Section 8.3.5.

8.2.3 Clinical Laboratory Assessments

A Laboratory Manual will be provided to the sites that specifies the procedures for collection, processing, storage, and shipment of samples, as well as laboratory contact information, specific to this clinical study.

For women participants of childbearing potential, a urine sample for pregnancy testing will be collected according to the SoA (Section 1.3). Urine pregnancy tests for β -hCG may be performed at the site using a licensed test (dipstick). If urine tests positive or indeterminate, a quantitative serum β -hCG will be performed for confirmation.

Additional safety samples may be collected if clinically indicated at the discretion of the investigator

8.3 Adverse Events and Serious Adverse Events

The principal investigator is responsible for ensuring that all staff involved in the study are familiar with the content of this section.

The definitions of an AE or SAE can be found in [Appendix B](#).

All AEs are considered to be unsolicited AEs (collected by ‘open question’ at study visits) unless categorized as solicited AEs recorded in the substudy only.

Solicited AEs are local or systemic predefined events for assessment of reactogenicity. Solicited AEs will be collected in a Solicited AE e-Diary only for participants in the substudy (Section 8.3.7), and will be assessed separately from the (unsolicited) AEs collected during the study.

General information for AEs in this protocol excludes solicited AEs.

AEs will be reported by the participant (or, when appropriate, by a caregiver, surrogate, or the participant's legally authorized representative).

The investigator and any designees are responsible for detecting, documenting, and recording events that meet the definition of an AE.

8.3.1 Time Period and Frequency for Collecting AE and SAE Information

AEs will be recorded for 28 days post each dose of study intervention.

Solicited AEs will be recorded only for participants in the substudy for 7 days post each dose of study intervention.

SAEs will be recorded from the time of signature of the informed consent form through the last participant contact.

MAAEs and AESIs will be recorded from Day 1, post treatment, through the last participant contact.

See the SoA (Section 1.3) for the scheduled timepoints.

If the investigator becomes aware of an SAE with a suspected causal relationship to the study intervention that occurs after the end of the clinical study in a participant treated by him or her, the investigator shall, without undue delay, report the SAE to the Sponsor.

8.3.2 Follow-up of AEs and SAEs

Any AEs that are unresolved at the participant's last AE assessment in the study are followed up by the investigator for as long as medically indicated, but without further recording in the

eCRF. The Sponsor retains the right to request additional information for any participant with ongoing AE(s)/SAE(s) at the end of the study, if judged necessary.

AE variables

The following variables will be collected for each AE:

- AE (verbatim)
- Date when the AE started and stopped
- Severity grade/maximum severity grade/changes in severity grade
- Whether the AE is serious or not
- Investigator causality rating against the study intervention (yes or no)
- Action taken with regard to study intervention
- AE caused participant's withdrawal from study (yes or no)
- Outcome

In addition, the following variables will be collected for SAEs:

- Date AE met criteria for SAE
- Date investigator became aware of SAE
- AE is serious due to
- Date of hospitalization
- Date of discharge
- Probable cause of death
- Date of death
- Autopsy performed
- Causality assessment in relation to study procedure(s)
- Causality assessment to other medication

The grading scales from US FDA guidance for healthy volunteers enrolled in a preventive vaccine clinical study ([FDA 2007](#)) will be utilized for all unsolicited events with an assigned severity grading.

8.3.3 Causality Collection

The investigator should assess causal relationship between study intervention and each AE, and answer 'yes' or 'no' to the question 'Do you consider that there is a reasonable possibility that the event may have been caused by the investigational product?'

For SAEs, causal relationship should also be assessed for other medication and study procedures. Note that for SAEs that could be associated with any study procedure the causal relationship is implied as 'yes.'

A guide to the interpretation of the causality question is found in [Appendix B](#).

8.3.4 Adverse Events Based on Signs and Symptoms

All AEs spontaneously reported by the participant or reported in response to the open question from the study site staff: 'Have you had any health problems since the previous visit/you were last asked?', or revealed by observation will be collected and recorded in the eCRF. When collecting AEs, the recording of diagnoses is preferred (when possible) to recording a list of signs and symptoms. However, if a diagnosis is known and there are other signs or symptoms that are not generally part of the diagnosis, the diagnosis and each sign or symptom will be recorded separately.

8.3.5 Adverse Events Based on Examinations and Tests

The results from the Clinical Study Protocol-mandated vital signs will be summarized in the CSR.

Deterioration as compared to baseline in protocol-mandated vital signs should therefore only be reported as AEs if they fulfil any of the SAE or MAAE criteria or are considered to be clinically relevant as judged by the investigator (which may include but not limited to consideration as to whether treatment or non-planned visits were required).

If deterioration in a vital sign is associated with clinical signs and symptoms, the sign or symptom will be reported as an SAE or MAAE, and the associated vital sign will be considered as additional information.

8.3.6 Hy's Law

Cases where a participant shows elevations in liver biochemistry may require further evaluation. Any occurrences of AST or ALT $\geq 3 \times$ ULN together with total bilirubin $\geq 2 \times$ ULN *and* confirmed as a Hy's Law case should be reported as an SAE.

Hy's Law

AST or ALT $\geq 3 \times$ ULN together with TBL $\geq 2 \times$ ULN, where no other reason, other than the study intervention, can be found to explain the combination of increases, eg, elevated ALP indicating cholestasis, viral hepatitis, another drug. The elevation in transaminases must precede or be coincident with (ie, on the same day) the elevation in TBL, but there is no specified timeframe within which the elevations in transaminases and TBL must occur.

8.3.7 Solicited Adverse Events (Only for Substudy)

Local and systemic predefined solicited AEs for reactogenicity assessment (Table 8) will be collected in a Solicited AE e-Diary for 7 days following administration of each dose of study intervention only from participants in the substudy.

Solicited AEs should not be reported as unsolicited AEs (see Section 8.3). However, solicited AEs should be reported as SAEs or MAAEs if they fulfil the criteria (see Sections 8.3 and 8.3.8, respectively).

Table 8 List of Predefined Solicited Adverse Events for Reactogenicity Assessment

Local	Systemic
Pain at the site of injection	Fever (> 100 °F [> 37.8 °C]) ^a
Erythema/redness at the site of injection ^b	Chills
Tenderness	Muscle pains
Induration/swelling at the site of the injection ^b	Fatigue
	Headache
	Malaise
	Nausea
	Vomiting

^a Fever measured by any route. Investigators who consider a temperature lower than this cutoff as a fever or a ‘fever’ reported by participants without documentation by a thermometer should record the event as ‘elevated body temperature.’

^b Swelling and redness must be ≥ 0.25 inches (≥ 0.6 centimeters) in diameter.

Solicited AE e-Diary

On Day 1, participants in the substudy (or, if applicable, their caregiver, surrogate, or legally authorized representative) will be given an oral thermometer, tape measure, and access to the Solicited AE e-Diary, with instructions on use, along with the emergency 24-hour telephone number to contact the on-call study physician if needed.

Participants will be instructed to record for 7 days following administration of each dose of study intervention, the timing and severity of local and systemic solicited AEs, if applicable, and whether medication was taken to relieve the symptoms.

Severity Assessment of Solicited AEs

Severity will be assessed for solicited AEs by the participant (or, if applicable, their caregiver, surrogate, or legally authorized representative) according to toxicity grading scales modified and abridged from the US FDA guidance (FDA 2007) as defined in Appendix D. Because

solicited AEs are expected to occur after vaccination, they will not be assessed for relationship to study intervention.

8.3.8 Medically Attended Adverse Events

MAAEs will be collected according to the timepoints specified in the SoA (Section 1.3).

MAAEs are defined as AEs leading to medically-attended visits that were not routine visits for physical examination or vaccination, such as an emergency room visit, or an otherwise unscheduled visit to or from medical personnel (medical doctor) for any reason. AEs, including abnormal vital signs, identified on a routine study visit or during the scheduled illness visits will not be considered MAAEs.

8.3.9 Adverse Events of Special Interest

AESIs will be collected according to the timepoints specified in the SoA (Section 1.3).

AESIs are events of scientific and medical interest specific to the further understanding of study intervention safety profile and require close monitoring and rapid communication by the investigators to the Sponsor. AESIs for AZD1222 are based on Brighton Collaboration case definitions (SPEAC 2020), clinical experience, and scientific interest. See Appendix E for a listing and description of AZD1222 AESIs.

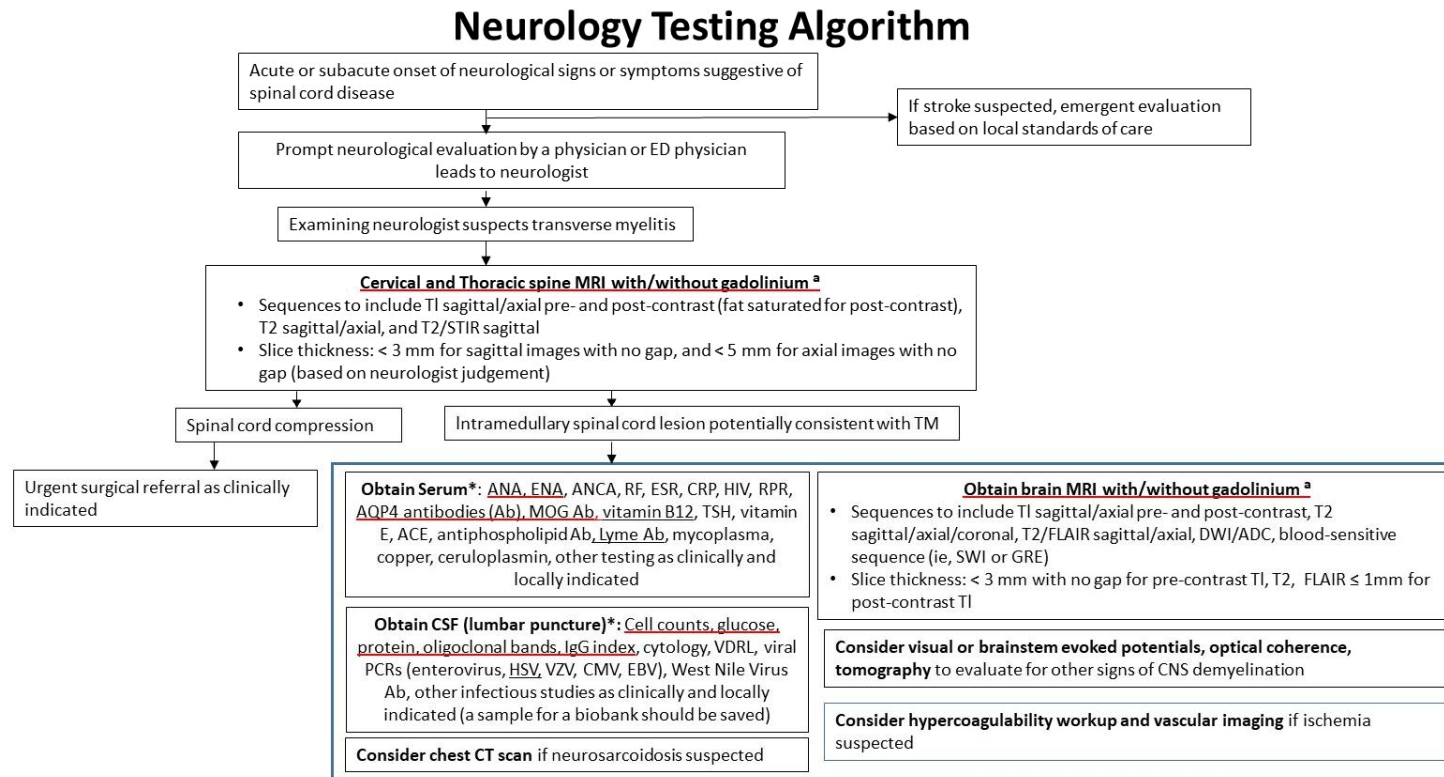
An AESI can be serious or non-serious. All AESIs will be recorded in the eCRF. If any AESI occurs in the course of the study, investigators or other site personnel will inform the appropriate Sponsor representatives within one day ie, immediately but **no later than 24 hours** of when he or she becomes aware of it. Serious AESIs will be recorded and reported as per Section 8.3.10.

8.3.9.1 Potential Neurological AESIs

If a participant experiences new onset (acute or subacute) motor and sensory disturbances (eg, weakness, numbness, paresthesias, hypoesthesia, hyperesthesia, dysesthesias), bowel/bladder dysfunction, gait impairment, visual disturbance, or any event of myelitis, encephalomyelitis, transverse myelitis, or other sudden neurological deficit, there should be prompt neurological evaluation, including referral to a neurology specialist for further evaluation and testing, as clinically indicated. Testing can include evaluation for peripheral demyelinating conditions (eg, EMG). In cases of concern for spinal cord disease, see Figure 2 for a recommended testing algorithm.

An independent Neurological AESI Expert Committee will review and provide advice on the diagnosis and causality assessment of selected neurological AESIs occurring in the AZD1222 clinical development program (see Appendix A 5).

Figure 2 Neurology Testing Algorithm



^arecommended tests based on clinical judgement. Core set underlined

^a Adapted from (Rovira et al 2015)

Ab = antibody; ACE = angiotensin converting enzyme; ADC = apparent diffusion coefficient; ANA = antinuclear antibody; ANCA = antineutrophil cytoplasmic antibodies; AQP4 = aquaporin 4; CMV = cytomegalovirus; CNS = central nervous system; CRP = c-reactive protein; CSF = cerebral spinal fluid; CT = computed tomography; DWI = diffusion-weighted image; EBV = Epstein-Barr virus; ED = emergency department; ENA = extractable nuclear antigen antibodies; ESR = erythrocyte sedimentation rate; FLAIR = fluid-attenuated inversion recovery; GRE = gradient echo; HIV = human immunodeficiency virus; HSV = herpes simplex virus; IgG = immunoglobulin G; MOG = myelin oligodendrocyte glycoprotein; MRI = magnetic resonance image; PCR = polymerase chain reaction; RF = rheumatoid factor; RPR = rapid plasma reagin; STIR = short T1 inversion recovery; SWI = susceptibility-weighted imaging; TSH = thyroid stimulating hormone; TM = transverse myelitis; VDRL = Venereal Disease Research Laboratories; VZV = varicella-zoster virus.

8.3.10 Reporting of Serious Adverse Events

All SAEs have to be reported, whether or not considered causally related to the study intervention, or to the study procedure(s). All SAEs will be recorded in the eCRF.

If any SAE occurs in the course of the study, investigators or other site personnel will inform the appropriate Sponsor representatives within one day ie, immediately but **no later than 24 hours** of when he or she becomes aware of it.

The designated Sponsor representative will work with the investigator to ensure that all the necessary information is provided to the AstraZeneca Patient Safety data entry site **within one calendar day** of initial receipt for fatal and life-threatening events **and within 5 calendar days** of initial receipt for all other SAEs.

For fatal or life-threatening AEs where important or relevant information is missing, active follow-up will be undertaken immediately. Investigators or other site personnel will inform Sponsor representatives of any follow-up information on a previously reported SAE within one calendar day, ie, immediately but no later than 24 hours of when he or she becomes aware of it.

Once the investigators or other site personnel indicate an AE is serious in the EDC system, an automated email alert is sent to the designated Sponsor representative.

If the EDC system is not available, then the investigator or other study site staff reports an SAE to the appropriate Sponsor representative by telephone or other method.

The Sponsor representative will advise the investigator/study site staff how to proceed.

For further guidance on the definition of an SAE, see [Appendix B](#).

The reference document for definition of expectedness is the AZD1222 IB, Section 5.6.

8.3.11 Pregnancy

All pregnancies and outcomes of pregnancy with conception dates following administration of study intervention should be reported to the Sponsor, except if the pregnancy is discovered before the participant has received any study intervention.

8.3.11.1 Maternal Exposure

Female participants who are pregnant or have a confirmed positive pregnancy test at screening or Day 1 will be excluded from the study (see Section 5.2). Pregnancy itself is not regarded as an AE unless there is a suspicion that the study intervention may have interfered with the effectiveness of a contraceptive medication. Congenital abnormalities/birth defects and spontaneous miscarriages should be reported and handled as SAEs. Elective abortions without

complications should not be handled as AEs. The outcome of all pregnancies (spontaneous miscarriage, elective termination, ectopic pregnancy, normal birth or congenital abnormality) should be followed up and documented even if the participant was discontinued from the study.

If any pregnancy occurs in the course of the study, then the investigator or other site personnel informs the appropriate Sponsor representatives within **1 day**, ie, immediately but **no later than 24 hours** of when he or she becomes aware of it.

The designated Sponsor representative works with the investigator to ensure that all relevant information is provided to the AstraZeneca Patient Safety data entry site **within 1 or 5 calendar days** for SAEs (see Section 8.3.10) and **within 30 days** for all other pregnancies that are not associated with an SAEs.

The same timelines apply when outcome information is available.

The PREGREP module in the eCRF is used to report the pregnancy and the paper-based PREGOUT module may be used to report the outcome of the pregnancy.

8.3.12 Medication Error

If a medication error occurs, then the investigator or other site personnel informs the appropriate Sponsor representatives within **1 day**, ie, immediately but **no later than 24 hours** of when he or she becomes aware of it.

The designated Sponsor representative works with the investigator to ensure that all relevant information is completed within **1** (Initial Fatal/Life-Threatening or follow up Fatal/Life-Threatening) **or 5** (other serious initial and follow up) **calendar days** if there is an SAE associated with the medication error (see Section 8.3.10) and **within 30 days** for all other medication errors.

The definition of a Medication Error can be found in [Appendix B 4](#).

8.3.13 Medical Device Deficiencies

Any deficiency observed with the digital health device (third-party medical device) will be collected and reported to the manufacturer by the investigators or other site personnel within one day ie, immediately but no later than 24 hours of when he or she becomes aware of it.

A medical device deficiency is an inadequacy of a medical device with respect to its identity, quality, durability, reliability, safety, or performance. Medical device deficiencies include malfunctions, use errors, and information supplied by the manufacturer.

The manufacturer's medical device complaint report will be used to collect the deficiency.

8.4 Overdose

For this study, any dose of study intervention exceeding that specified in the protocol will be considered an overdose.

There is no specific treatment for an overdose with AZD1222. If overdose occurs, the participant should be treated supportively with appropriate monitoring as necessary.

- An overdose with associated AEs is recorded as the AE diagnosis/symptoms on the relevant AE modules in the eCRF and on the Overdose eCRF module
- An overdose without associated symptoms is only reported on the Overdose eCRF module

If an overdose occurs in the course of the study, the investigator or other site personnel inform appropriate Sponsor representatives immediately, but **no later than 24 hours** after when he or she becomes aware of it.

The designated Sponsor representative works with the investigator to ensure that all relevant information is provided to the AstraZeneca Patient Safety data entry site **within one or 5 calendar days** for overdoses associated with an SAE (see Section 8.3.10) and **within 30 days** for all other overdoses.

8.5 Human Biological Samples

Instructions for the collection and handling of biological samples will be provided in the study-specific laboratory manual. Samples should be stored in a secure storage space with adequate measures to protect confidentiality. Further details on Handling of Human Biological Samples are provided in [Appendix C](#).

Samples will be stored for a maximum of 15 years from the date of the issue of the CSR in line with consent and local requirements, after which they will be destroyed/repatriated.

Remaining biological sample aliquots will be retained at the Sponsor or its designee for a maximum of 15 years following issue of the CSR. Additional use excludes genetic analysis and includes but is not limited to, analysis of COVID-19 and other coronavirus-related diseases or vaccine-related responses, eg, exploratory immunology, such as systems serology and profiling of B- and T-cell repertoire. The results from further analysis will not be reported in the CSR.

8.5.1 Pharmacokinetics

Pharmacokinetic parameters are not evaluated in this study.

8.5.2 Immunogenicity Assessments

Serum samples for immunogenicity assessments will be collected according to the SoA (Section 1.3). Samples will be collected, labelled, stored, and shipped as detailed in the Laboratory Manual. Results for exploratory immunogenicity analyses may be reported separately from the CSR.

8.5.2.1 SARS-CoV-2 Serology Assessments

Serum samples will be collected to assess SARS-CoV-2 antigen-specific antibody levels from all participants according to the SoA (Section 1.3). Authorized laboratories will assess serologic responses to AZD1222 by the rate of participants seroconverting from negative to positive as defined by a validated immunoassay directed at the SARS-CoV-2 S antigen. The rate of asymptomatic SARS-CoV-2 infection in participants receiving AZD1222 vs saline placebo will be determined by seroconversion in a SARS-CoV-2 Nucleocapsid assay operated by an authorized laboratory. Serologic assessment to S, RBD, and Nucleocapsid antigens will also be assessed quantitatively using a validated multiplexed MSD immunoassay.

8.5.2.2 SARS-CoV-2 Neutralizing Antibody Assessments

Serum samples to measure SARS-CoV-2 neutralizing antibody levels will be collected from participants in the substudy according to the timepoints specified in the SoA (Section 1.3). Authorized laboratories will measure neutralizing antibodies to SARS-CoV-2 using validated wild-type neutralization assay or pseudo-neutralization assays.

8.5.2.3 Assessment of Mucosal Responses

Nasal samples to evaluate SARS-CoV-2 antigen-specific antibody responses in nasal secretions will be collected from participants in the substudy, from participants enrolled in the immunogenicity cohort, and during illness visits according to the SoA (Section 1.3). Nasal adsorption specimens will be collected by synthetic absorptive matrix sampling as outlined in the laboratory manual. Antibody responses to SARS-CoV-2 S, RBD, and Nucleocapsid antigens may be assessed in a qualified multiplexed MSD immunoassay and stratified by antibody isotype (IgA, IgG, IgM).

8.5.2.4 Assessment of Cell-mediated Immune Responses

Cell-mediated immune responses (ie, B-cell and T-cell responses) will be assessed by characterizing PBMCs using methods that may include T-cell ELISpot assays to SARS-CoV-2 antigens, flow cytometry after intracellular cytokine staining, single-cell RNA sequencing, B-cell and T-cell receptor sequencing, and other methodology as determined by the Sponsor and/or authorized laboratories. Data on Th1/Th2 polarization after AZD1222 vaccination will be provided and may be reported separately from the CSR. Samples will be collected from up to 300 participants in the substudy, from approximately 300 participants in the immunogenicity cohort, and from up to approximately the first 3 000 participants, where

operationally feasible, during the Day 1 illness visit, as well as participants who have a positive SARS-CoV-2 RT-PCR result at timepoints specified in the SoA (Section 1.3).

Additionally, plasma will be isolated from the whole blood samples collected to isolate PBMCs, which may be utilized for exploratory immunogenicity and biomarker analyses as outlined in Section 8.6.2.

8.5.2.5 Additional Serum Immunogenicity

Additional serum samples for exploratory immunogenicity evaluation will be obtained according to the SoA (Section 1.3). Serologic assessment to seasonal coronavirus antigens will also be assessed quantitatively using a qualified multiplexed MSD immunoassay, while anti-vector immune responses (ie, ChAdOx1 neutralizing antibody responses) will characterize the induction of antibodies to the ChAdOx1 vector and the persistence of these antibodies over time. Exploratory sera samples may be utilized to investigate additional humoral and cellular immune responses as well as potential correlates of protection as determined by the Sponsor and/or authorized laboratories based upon emerging safety, efficacy, and immunogenicity data.

8.5.3 Pharmacodynamics

Pharmacodynamics are not evaluated in this study.

8.6 Human Biological Sample Biomarkers

8.6.1 Collection of Mandatory Samples for Biomarker Analysis

By consenting to participate in the study, the participant consents to participate in the mandatory research components of the study.

Samples for biomarker research are required and will be collected from participants during illness visits as specified in the SoA (Section 1.3). Mid-turbinate nasal and nasopharyngeal swabs will be collected at site illness visits for virologic assessments. Saliva samples will be collected at site illness visits and by the participants during the home-collection period. These biomarker measurements will support our understanding of potential correlates of protection, duration of immune responses, and correlations between immunogenicity and reactogenicity. Details for sample collection, processing, and testing will be provided in the Laboratory Manual.

Any results from such analyses may be reported separately from the CSR.

8.6.1.1 Virologic Assessments

Instructions for obtaining and processing mid-turbinate nasal swabs and nasopharyngeal swab samples are provided in the Laboratory Manual. Mid-turbinate nasal and nasopharyngeal swabs will be assessed by authorized RT-PCR assays for the detection of SARS-CoV-2 by

local and central laboratories, respectively. Genotypic analysis of the viral S protein will be performed by next generation sequencing modalities. Additionally, a validated multiplexed respiratory panel may be utilized to assess for the presence of other respiratory pathogens in nasopharyngeal swabs in a central laboratory operated on behalf of the Sponsor.

8.6.1.2 Assessment of Viral Shedding

Viral shedding will be assessed in saliva samples collected using a Spectrum DNA (SDNA-1000) collection kit or other saliva collection devices at site illness visits or self-collected at home, by an authorized RT-PCR assay for the measurement of SARS-CoV-2. Collection of saliva sample for viral shedding is optional in non-USA sites and may occur after a feasibility assessment has been completed.

8.6.2 Other Study-related Biomarker Research

Already collected samples may be analyzed for different biomarkers thought to play a role in COVID-19 severity or outcomes including, but not limited to serum, plasma or mucosal cytokines, quantification of RNA, micro-RNA, and/or non-coding RNA using quantitative RT-PCR, microarray, sequencing, or other technology in blood, PBMCs, or mucosal specimens to evaluate their association with observed clinical responses to AZD1222. Other study-related biomarker research excludes genetic analysis.

For storage, re-use, and destruction of biomarker samples see Section 8.5.

8.7 Optional Genomics Initiative Sample

Optional Genomics Initiative research is not applicable anymore to this study.

8.8 Medical Resource Utilization and Health Economics

Medical resource utilization and health economics are not applicable in this study.

9 STATISTICAL CONSIDERATIONS

9.1 Statistical Hypotheses

The primary efficacy endpoint is a binary response, whereby a participant is defined as a COVID-19 case if their first case of SARS-CoV-2 RT-PCR-positive symptomatic illness occurs ≥ 15 days post second dose of study intervention. Otherwise, a participant is not defined as a COVID-19 case. VE will be calculated as 1-relative risk, which is the incidence in the vaccine group relative to the incidence in the control group. The null hypothesis is: VE is equal to 30%. Whereas, the alternative hypothesis is: VE is not equal to 30%. That is:

- Null hypothesis: $VE = 30\%$
- Alternative hypothesis: $VE \neq 30\%$

The primary efficacy endpoint will be formally assessed at 2 time points during the study, giving an interim analysis and a primary analysis. A Lan-DeMets alpha-spending function has been used to control the overall type I error at 5% with 0.31% alpha at the interim and 4.9% at the primary analysis. At the interim analysis, the VE will be presented with a 2-sided 99.69% CI, and statistical significance will be achieved if the 2-sided 99.69% CI is $> 30\%$. The success criterion for the interim analysis will be statistical significance with an observed VE point estimate of at least 50%. At the primary analysis VE will be presented with a 2-sided 95.10% CI, and statistical significance will be achieved if the 2-sided 95.10% CI is $> 30\%$. The success criterion for the primary analysis of the study will be statistical significance with an observed VE point estimate of at least 50%.

In the event that the results of the interim or primary analysis are statistically significant for the primary efficacy endpoint, an additional analysis with 5% alpha will be performed once all participants have completed their first year of follow up.

9.2 Sample Size Determination

Approximately 33 000 participants will be screened such that approximately 30 000 participants will be randomized in a 2:1 ratio to receive 2 IM doses of either 5×10^{10} vp (nominal, $\pm 1.5 \times 10^{10}$ vp) AZD1222 (the active group, $n =$ approximately 20 000) or saline placebo (the control group, $n =$ approximately 10 000) 4 weeks apart.

Note: 'Enrolled' means a participant's, or their legally acceptable representative's, agreement to participate in a clinical study following completion of the informed consent process. Potential participants who are screened for the purpose of determining eligibility for the study, but are not randomly assigned/assigned in the study, are considered 'screen failures', unless otherwise specified by the protocol.

The sample size calculations are based on the primary efficacy endpoint and were derived following a modified Poisson regression approach ([Zou 2004](#)). The calculations account for an interim and primary analysis, and the timing of these analyses will be driven by the number of events observed in the study. The interim analysis will be carried out when approximately 50% of the total amount of statistical information is available. A Lan-DeMets alpha-spending function has been used to account for multiplicity, where the Type I error at the interim and primary analyses is with 0.31% alpha at the interim analysis and 4.9% at the primary analysis such that the overall Type I error is controlled at 5%. The calculations assume minimal loss to follow-up as it is anticipated that participants will remain engaged in the study. All participants will be followed for the entire duration of the study.

For the primary efficacy analysis, approximately 150 events meeting the primary efficacy endpoint definition are required across the active and control groups within the population of participants who are seronegative at baseline to detect a VE of 60% with $> 90\%$ power. These

calculations assume an observed attack rate of approximately 0.8% and are based on a 2-sided test, where the lower bound of the 2-sided 95.10% CI for VE is required to be greater than 30% with an observed point estimate of at least 50%.

An interim efficacy analysis will be conducted when approximately 75 events meeting the primary efficacy endpoint definition have been reported across the active and control groups within the population of participants who are seronegative at baseline, which will give > 70% power to detect a VE of 70% and > 90% power to detect a VE of 75%. These calculations assume an observed attack rate of approximately 0.4% and are based on a 2-sided test, where the lower bound of the 2-sided 99.69% CI for VE is required to be greater than 30% with an observed point estimate of at least 50%. A statistically significant finding at the interim analysis will not be considered a reason to stop the study, but instead will be interpreted as early assessment of efficacy.

9.3 Populations for Analyses

The following populations are defined:

Table 9 Populations for Analysis

Population	Description
All participants analysis set	All participants screened for the study, to be used for reporting disposition and screening failures.
Full analysis set	All randomized participants who received at least one dose of study intervention, irrespective of their protocol adherence and continued participation in the study. Participants will be analyzed according to their randomized treatment irrespective of whether or not they have prematurely discontinued, according to the intent-to-treat principle. Participants who withdraw consent or assent to participate in the study will be included up to the date of their study withdrawal.
Fully vaccinated analysis set	The fully vaccinated analysis set will include all participants in the full analysis set who are seronegative at baseline, receive 2 doses of study intervention, and who remain on-study 15 days after their second dose without having had a prior SARS-CoV-2 RT-PCR-positive confirmed COVID-19 infection.
Per-protocol analysis set	The per-protocol analysis set will include participants in the fully vaccinated analysis set who receive the correct dose of randomized treatment and who do not have a serious protocol deviation. Detailed criteria defining this analysis set will be documented in the Statistical Analysis Plan. Erroneously-treated participants who receive one dose of active study intervention and one dose of saline placebo, regardless of the sequence, will be excluded from this analysis set.

Table 9 Populations for Analysis

Population	Description
Safety analysis set	<p>The safety analysis set consists of all participants who have received at least one dose of study intervention.</p> <p>Erroneously-treated participants (eg, those randomized to treatment A but were actually given treatment B) are accounted for in this analysis set by assigning them to the treatment they actually received.</p> <p>A participant who has on one or several occasions received active study intervention is classified as active for all summaries, including summaries by dose.</p>
Immunogenicity analysis set	<p>The immunogenicity analysis population will include all participants in the safety analysis set who have no protocol deviations judged to have the potential to interfere with the generation or interpretation of an immune response. Examples of protocol violations will be documented in the Statistical Analysis Plan.</p>

COVID-19 = coronavirus disease 2019; RT-PCR = reverse transcriptase polymerase chain reaction; SARS-CoV-2 = severe acute respiratory syndrome-coronavirus 2.

9.4 Statistical Analyses

The primary DBL will occur after approximately 150 events have been observed for the primary endpoint (see Section 9.2) within the population of participants who are seronegative at baseline. All participants in the study will be assessed for efficacy and safety for 2 years following the first dose of study intervention (Day 730). The final DBL will occur when all participants have completed the study.

This section is a summary of the planned statistical analyses of the most important endpoints, including primary and key secondary endpoints. A more technical and detailed description of the statistical analyses will be described in the SAP, and an approved version will be finalized prior to the interim analyses (see Section 9.5).

All personnel involved in the analyses of the study will remain blinded until the primary DBL and protocol deviations are identified, unless the DSMB determines that the efficacy and safety have been definitively established during interim analysis. In this case, the DSMB will notify the Oversight Group who will then determine the course of action for the study, which may include unblinding personnel from the Sponsor or its representatives associated with the analyses and regulatory submission of interim results.

Analyses will be performed by the Sponsor or its representatives.

Categorical variables will be summarized using frequency and percentages, where the denominator for calculation is the underlying analysis set population unless otherwise stated.

Continuous variables will be summarized with descriptive statistics of number of available observations, mean, standard deviation, median, minimum and maximum, and quartiles where more appropriate.

All point estimates will be presented together with a 95% CI, unless otherwise stated. P-values, corresponding to a 2-sided test, will be presented for comparisons between treatments. Methods for controlling multiplicity across endpoints are discussed in Section 9.4.4.

9.4.1 General Considerations

The primary efficacy analysis will be based on the double-blind, placebo-controlled phase of the study, and will compare participants randomized to receive 2 nominal doses of 5×10^{10} vp ($\pm 1.5 \times 10^{10}$ vp) AZD1222 against participants randomized to saline placebo.

The primary estimand will be used for the analysis of the primary efficacy endpoint. It will be based on participants in the fully vaccinated analysis set, defined as all randomized participants who are seronegative at baseline, receive 2 doses of study intervention, and who remain on-study 15 days after their second dose without having had a prior SARS-CoV-2 RT-PCR-positive confirmed COVID-19 infection, analyzed according to their randomized treatment. For participants with multiple events, only the first occurrence will be used for the primary efficacy endpoint analysis. The set of intercurrent events for this estimand consists of participants who withdraw from the study or are unblinded to treatment assignment prior to having met the primary efficacy endpoint. The intercurrent event of early study withdrawal will be handled using the treatment policy strategy and the absence of data following these participants' withdrawal will be treated as missing (ie, counted as not having met the criteria). Participants unblinded to treatment assignment prior to having met the criteria for the primary efficacy endpoint will be censored at the date of unblinding. Participants who withdraw before 15 days post second dose or who have a case prior to 15 days post second dose will be excluded from primary endpoint analysis.

Additional estimands will be specified for the primary efficacy endpoint to carry out sensitivity analyses for assessing the robustness of results. These sensitivity analyses will explore different methods for handling intercurrent events and different assumptions for missing data. Estimands will also be specified for the analysis of secondary endpoints. Full details will be provided in the SAP.

Demography and baseline characteristics will be summarized by treatment for the fully vaccinated analysis set, safety analysis set, and immunogenicity analysis set.

9.4.2 Efficacy

An overview of the primary and secondary efficacy objectives, endpoints, and the associated case definitions is presented in [Appendix F](#).

A blinded independent efficacy adjudication committee will review relevant data of potential cases for the COVID-19-related efficacy endpoint evaluations. More detail on this process will be provided in the SAP and the Efficacy Adjudication Committee Charter (see also [Appendix A 5](#)).

9.4.2.1 Primary Endpoint

The primary endpoint is the first case of SARS-CoV-2 RT-PCR-positive symptomatic illness occurring ≥ 15 days post second dose of study intervention, in a participant with negative serostatus at baseline. Participants will be included in the primary endpoint if they have RT-PCR-confirmed SARS-CoV-2 and meet the following criteria at any point from their initial illness visit at the site (Day 1) through their second illness visit (Day 14):

- 1 One or more Category A findings
- OR**
- 2 Two or more Category B findings

Category A:

- Pneumonia diagnosed by chest x-ray, or computed tomography scan
- Oxygen saturation of $\leq 94\%$ on room air or requiring either new initiation or escalation in supplemental O₂
- New or worsening dyspnea/shortness of breath

Category B:

- Fever > 100 °F (> 37.8 °C) or feverishness
- New or worsening cough
- Myalgia/muscle pain
- Fatigue that interferes with activities of daily living
- Vomiting and/or diarrhea (only one finding to be counted toward endpoint definition)
- Anosmia and/or ageusia (only one finding to be counted toward endpoint definition)

The primary efficacy endpoint will be assessed at 2 milestones during the study, giving an interim analysis (see Section 9.5) and a primary analysis. The timing of these analyses will be driven by the number of events observed in the study within the subset of participants who are seronegative at baseline. The interim analysis will be carried out when approximately

75 events meeting the primary efficacy endpoint definition have been observed, and the primary analysis will be carried out when approximately 150 events meeting the primary efficacy endpoint definition have been observed (see Section 9.2). A final analysis will also be carried out when all participants have completed the 2-year study. However, the final analysis will not be controlled for multiplicity and statistical hypotheses will be tested at a nominal 5% significance level (based on a 2-sided test).

As the primary efficacy analysis, the plan is to use the primary estimand and a Poisson regression model with robust variance (Zou 2004) to analyze the primary efficacy endpoint, including study arm and age as covariates as well as the log of the follow-up time as an offset. The VE will be estimated from the model, which will give the RRR in the incidence of SARS-CoV-2 RT-PCR-positive symptomatic illness. VE is calculated as $RRR = 100 \times (1 - \text{relative risk})$, which is the incidence in the vaccine group relative to the incidence in the control group expressed as a percentage. For the interim analysis the VE will be presented with a 2-sided 99.69% CI, and statistical significance will be achieved if the 2-sided 99.69% CI is $> 30\%$. The success criterion for the interim analysis will be statistical significance with an observed VE point estimate of at least 50%. At the primary analysis VE will be presented with a 2-sided 95.10% CI, and statistical significance will be achieved if the 2-sided 95.10% CI is $> 30\%$. The success criterion for the primary analysis of the study will be statistical significance with an observed VE point estimate of at least 50%. The CIs are based on a Lan-DeMets alpha-spending function for 2-group sequential tests.

In the event that the results of the interim or primary analysis are statistically significant for the primary efficacy endpoint, an additional analysis will be performed once all participants have completed their first year of follow up. For this analysis, VE will be presented with a 2-sided 95% CI, and statistical significance will be achieved if the 2-sided 95% CI is $> 0\%$.

Model assumptions will be checked and the robustness of the primary analysis will be assessed. The Poisson regression model with robust variance has the flexibility for exploring multiple imputation approaches using, eg, the observed placebo attack rate to impute missing data. If the Poisson regression model with robust variance fails to converge, an alternative approach will be implemented. Full details will be documented in the SAP.

To support the primary analysis, a Cox proportional hazard model will be fitted to the data as well as Kaplan-Meier curves presented for the active and control groups, showing the cumulative incidence of the first case of SARS-CoV-2 RT-PCR-positive symptomatic illness occurring ≥ 15 days post second dose of study intervention. In addition, descriptive statistics for the vaccine and control groups will also be produced. Full details will be documented in the SAP.

9.4.2.2 Secondary Endpoints

The set of secondary endpoints include the following summary measures, derived from binary outcomes:

- Incidence of the first post-treatment response (negative at baseline to positive post treatment with study intervention) for SARS-CoV-2 Nucleocapsid antibodies occurring ≥ 15 days post second dose of study intervention (key secondary endpoint)
- Incidence of the first case of SARS-CoV-2 RT-PCR-positive symptomatic illness occurring ≥ 15 days post second dose of study intervention using CDC criteria (see Section 8.1.1 for definition)
- Incidence of the first case of SARS-CoV-2 RT-PCR-positive symptomatic illness occurring ≥ 15 days post second dose of study intervention using University of Oxford-defined symptom criteria. Cases are defined as RT-PCR-confirmed SARS-CoV-2 and having at least one of the following symptoms
 - 1 New onset of fever (> 100 °F [> 37.8 °C]), OR
 - 2 Cough, OR
 - 3 Shortness of breath, OR
 - 4 Anosmia/ageusia
- Incidence of the first case of SARS-CoV-2 RT-PCR-positive symptomatic illness occurring ≥ 15 days post second dose of study intervention regardless of evidence of prior SARS-CoV-2 infection (key secondary endpoint)
- Incidence of SARS-CoV-2 RT-PCR-positive severe or critical symptomatic COVID-19 occurring ≥ 15 days post second dose of study intervention (see Section 8.1.3 for definition) (key secondary endpoint)
- Incidence of SARS-CoV-2 RT-PCR-positive severe or critical symptomatic COVID-19 occurring post first dose of study intervention
- Incidence of COVID-19-related Emergency Department visits occurring ≥ 15 days post second dose of study intervention (key secondary endpoint)
- Post-treatment GMTs and GMFRs from day of dosing baseline value to 28 days post each dose in SARS-CoV-2 S, RBD antibodies (MSD serology assay)
- The proportion of participants who have a post-treatment seroresponse (≥ 4 -fold rise in titers from day of dosing baseline value to 28 days post each dose) to the S, RBD antigens of AZD1222 (MSD serology assay)
- Post-treatment GMTs and GMFRs from day of dosing baseline value to 28 days post each dose in SARS-CoV-2 neutralizing antibodies (wild-type assay or pseudo-neutralization assay)
- Proportion of participants who have a post-treatment seroresponse (≥ 4 -fold rise in titers from day of dosing baseline value to 28 days post each dose) to AZD1222 as measured by SARS-CoV-2 neutralizing antibodies (wild-type assay or pseudo-neutralization assay)
- The incidence of SARS-CoV-2 RT-PCR-positive symptomatic illness occurring post first dose of study intervention

Following the same methodology outlined for the primary endpoint, each of the key secondary endpoints will be analysed by a separate Poisson regression model with robust variance (Zou 2004), including study arm and age as covariates according to the hierarchical approach for multiplicity protection (refer to Section 9.4.4).

For non-key secondary endpoints, the same methodology outlined for the primary endpoint will be applied however the RRR will be estimated from each model, with a corresponding 95% CI. A p-value, corresponding to a 2-sided test, will be presented to compare the vaccine against the control. The p-value will be nominal as non-key secondary endpoints are not controlled for multiplicity. To support these analyses, descriptive statistics will be produced for the vaccine and control groups. Full details will be documented in the SAP.

To assess immune response, the set of secondary endpoints also includes:

- Post-treatment GMTs and GMFRs from day of dosing baseline values to 28 days post each dose in SARS-CoV-2 S, RBD antibodies (MSD serology assay)
- Proportion of participants who have a post-treatment seroresponse (\geq 4-fold rise in titers from day of dosing baseline values to 28 days post each dose) to the S, RBD antigens of AZD1222 (MSD serology assay)
- Post-treatment GMTs and GMFRs from day of dosing baseline values to 28 days post each dose in SARS-CoV-2 neutralizing antibodies (wild-type assay or pseudo-neutralization assay)
- Proportion of participants who have a post-treatment seroresponse (\geq 4-fold rise in titers from day of dosing baseline value to 28 days post each dose) to AZD1222 as measured by SARS-CoV-2 neutralizing antibodies (wild-type assay or pseudo-neutralization assay)

The proportion of participants who have a post-treatment seroresponse to the S and RBD antigens of AZD1222 will be derived for the vaccine and control groups, with corresponding 95% Clopper-Pearson exact CIs. Similarly, the proportion of participants who have a post-treatment seroresponse to AZD1222 as measured by SARS-CoV-2 neutralizing antibodies will be derived for the vaccine and control groups, with corresponding 95% Clopper-Pearson exact CIs.

The GMT and GMFR endpoints will be analysed on the log (base 2) scale by separate analysis of variance (ANOVA) models, and will include study arm and age as categorical covariates. On the log scale, the models will be used to estimate a mean response for the vaccine and control groups and the difference (vaccine - control), with corresponding 95% confidence limits. These values will then be back-transformed to give geometric means for the vaccine and control groups and a ratio of geometric means (vaccine/control), with corresponding 95% confidence limits. A p-value, corresponding to a 2-sided test, will be presented to

compare the vaccine against the control. The p-value will be nominal as secondary endpoints are not controlled for multiplicity.

To support these analyses, descriptive statistics will be produced for the vaccine and control groups. Full details will be documented in the SAP.

9.4.2.3 Exploratory Endpoints

Full details of the analyses for the exploratory endpoints will be specified in the SAP.

9.4.3 Safety

9.4.3.1 Primary Endpoints

Overview

The safety of AZD1222 will primarily be assessed by:

- Incidence of AEs for 28 days post each dose of study intervention
- Incidence of SAEs from Day 1 post treatment through Day 730
- Incidence of MAAE (defined in Section 8.3.8) and AESIs (defined in Section 8.3.9) from Day 1 post treatment through Day 730
- Incidence of local and systemic solicited AEs for 7 days post each dose of study intervention

AE severity will be graded according to the US FDA guidance (FDA 2007) and coded using the most recent version of the Medical Dictionary for Regulatory Activities. AEs will be presented for each treatment group by system organ class and preferred term. Summaries will include the number and percentage of participants reporting at least one event, number of events and exposure adjusted rates, where appropriate.

An overview of AEs will be presented for each treatment group, including the number and percentage of participants with any AE and SAEs. Summaries will present the relationship to study intervention as assessed by the investigator, maximum intensity, seriousness, and death.

A listing will cover details for each individual AE. Full details of all AE analyses will be provided in the SAP, including intercurrent events for safety due to potential unblinding of participants for administration of licensed and/or approved SARS-CoV-2 or COVID-19 vaccine.

9.4.3.2 Other Safety Endpoints

Vital Signs

For SARS-CoV-2-positive participants, vital sign measurements will be performed as specified in the SoA (Section 1.3). The set of assessments will include pulse oximetry, blood pressure, and body temperature.

Details of all vital sign analyses will be provided in the SAP, which will include descriptive statistics presented for observed and change from baseline values for all vital sign parameters.

9.4.4 Methods for Multiplicity Control

The primary efficacy endpoint and 4 key secondary endpoints will be assessed at 2 time points during the study, given an interim analysis and a primary analysis. A Lan-DeMets alpha-spending function has been used to account for multiplicity of the primary endpoint across the 2 time points, with 0.31% alpha at the interim analysis and 4.9% at the primary analysis. Thus, the interim and primary analyses will present estimates with 2-sided 99.69% and 95.10% CIs, respectively, and statistical significance will be achieved if the 2-sided CIs are $> 30\%$. At the interim or primary analysis, the success criterion for the study will be statistical significance with an observed VE point estimate of at least 50%. If the primary endpoint achieves statistical significance at the 0.31% level at the interim (or at the 4.9% level at the primary), a hierarchical approach will be used to control for multiplicity of the primary and key secondary efficacy endpoints. That is, the null hypotheses for these efficacy endpoints will be tested in a hierarchical order, and the subsequent null hypothesis will be tested at a significance level of 0.31% or 4.9% (2-sided), at the interim and primary analysis, respectively, only if the prior null hypothesis is rejected.

A formal assessment of the key secondary efficacy endpoints at the interim or primary will only be conducted if the statistical significance of the primary efficacy endpoint is demonstrated at 2-sided alpha of 0.31% at the interim or 4.9% at the primary analysis. With that, the overall Type I error is controlled at 0.05. Therefore, no further multiplicity adjustment is necessary.

The testing strategy at the interim analysis or primary analysis will be as follows:

Step 1:

- 1 Interim analysis: Perform the test of primary endpoint with 0.31% alpha level. If the 2-sided 99.69% CI is $> 30\%$ with VE point estimate $\geq 50\%$, then proceed to Step 2. Otherwise no null hypothesis is rejected for the interim analysis.
- 2 Primary analysis: Perform the test of primary endpoint with 4.9% alpha level. If the 2-sided 95.10% CI is $> 30\%$ with VE point estimate $\geq 50\%$, then proceed to Step 2. Otherwise no null hypothesis is rejected for the primary analysis.

Step 2:

- 1 Interim analysis: Test the 4 key secondary endpoints at the significance level of 0.31% using hierarchical fixed-sequence testing in the order below. If the 2-sided 99.69% CI is $> 0\%$, then proceed to the next endpoint.

- 2 Primary analysis: Test the 4 key secondary endpoints at the significance level of 4.9% using hierarchical fixed-sequence testing in the order below. If the two-sided 95.10% CI is $> 0\%$, then proceed to the next endpoint.
 - (a) Key Secondary Endpoint 1: Incidence of the first case of SARS-CoV-2 RT-PCR-positive symptomatic illness occurring ≥ 15 days post second dose of study intervention regardless of evidence of prior SARS-CoV-2 infection.
 - (b) Key Secondary Endpoint 2: Incidence of the first case of SARS-CoV-2 RT-PCR-positive severe or critical symptomatic COVID-19 occurring ≥ 15 days post second dose of study intervention.
 - (c) Key Secondary Endpoint 3: Incidence of COVID-19-related Emergency Department visits occurring ≥ 15 days post second dose of study intervention.
 - (d) Key Secondary Endpoint 4: Incidence of the first post-treatment response (negative at baseline to positive post treatment with study intervention) for SARS-CoV-2 Nucleocapsid antibodies occurring ≥ 15 days post second dose of study intervention.

In the event that the results of the interim or primary analysis are statistically significant for the primary efficacy endpoint based on the above testing strategy, an additional analysis will be performed once all participants have completed their first year of follow up. This analysis will use the same testing strategy described above for primary and key secondary endpoints, with a 5% alpha level.

9.4.5 Sensitivity Analyses

Sensitivity analyses will be explored to assess the robustness of treatment effects for the primary efficacy endpoint, where different missing data mechanisms will be explored using multiple imputation approaches. Full details of the sensitivity analyses will be specified in the SAP, and documented prior to the primary DBL.

9.4.6 Subgroup Analyses

Subgroup analyses will be carried out to assess the consistency of the treatment effect across key, pre-defined, subgroups. These analyses will focus on the primary efficacy endpoint, and they may be performed on secondary and exploratory endpoints if deemed appropriate. The list of subgroups includes, but may not be limited to: gender, age, and serostatus at baseline. Full details of all subgroup analyses will be described in the SAP, including hypotheses that will be tested and the covariates and interaction terms to be included in the statistical models.

9.5 Interim Analyses

The study has been powered to include an interim efficacy analysis, based on the primary efficacy endpoint. The statistical analysis described in Section 9.4.2.1 will be carried out by the COVID-19 Vaccine DSMB when approximately 75 events have been reported across the

active and control groups (ie, when approximately 50% of the total amount of statistical information is available) within the population of participants who are seronegative at baseline. A statistically significant finding at the interim analysis (ie, 2-sided 99.69% CI is > 30%) will not be considered a reason to stop the study, but instead will be interpreted as early assessment of efficacy. The SAP will describe the planned interim analyses in greater detail.

9.6 Data Safety Monitoring Committee

An independent COVID-19 Vaccine DSMB will provide oversight, to ensure safe and ethical conduct of the study. During the study, the benefit/risk assessment will be continuously monitored by the COVID-19 Vaccine DSMB to ensure that the balance remains favorable. Further details, composition, and operation of the COVID-19 Vaccine DSMB will be described in a separate COVID-19 Vaccine DSMB charter.

For details on the COVID-19 Vaccine DSMB, refer to [Appendix A 5](#).

10 SUPPORTING DOCUMENTATION AND OPERATIONAL CONSIDERATIONS

Appendix A Regulatory, Ethical, and Study Oversight Considerations

A 1 Regulatory and Ethical Considerations

- This study will be conducted in accordance with the protocol and with the following:
 - Consensus ethical principles derived from international guidelines including the Declaration of Helsinki and Council for International Organizations of Medical Sciences International Ethical Guidelines
 - Applicable ICH GCP Guidelines
 - Applicable laws and regulations
- The protocol, protocol amendments, ICF, IB, and other relevant documents (eg, advertisements) must be submitted to an IRB/IEC by the investigator and reviewed and approved by the IRB/IEC before the study is initiated.
- Any amendments to the protocol will require IRB/IEC and applicable Regulatory Authority approval before implementation of changes made to the study design, except for changes necessary to eliminate an immediate hazard to study participants.
- The Sponsor will be responsible for obtaining the required authorizations to conduct the study from the concerned Regulatory Authority. This responsibility may be delegated to a CRO but the accountability remains with the Sponsor.
- The investigator will be responsible for providing oversight of the conduct of the study at the site and adherence to requirements of 21 CFR, ICH guidelines, the IRB/IEC, European Regulation 536/2014 for clinical studies (if applicable), European Medical Device Regulation 2017/745 for clinical device research (if applicable), and all Food and Drug Administration (FDA) Regulations, as applicable and all other applicable local regulations

Regulatory Reporting Requirements for SAEs

- Prompt notification by the investigator to the Sponsor of an SAE is essential so that legal obligations and ethical responsibilities towards the safety of participants and the safety of a study intervention under clinical investigation are met.
- The Sponsor has a legal responsibility to notify both the local regulatory authority and other regulatory agencies about the safety of a study intervention under clinical investigation. The Sponsor will comply with country-specific regulatory requirements relating to safety reporting to the regulatory authority, IRBs/IECs, and investigators.
- For all studies except those utilizing medical devices, investigator safety reports must be prepared for suspected unexpected serious adverse reactions (SUSAR) according to local regulatory requirements and Sponsor policy and forwarded to investigators as necessary.
 - European Medical Device Regulation 2017/745 for clinical device research (if applicable), and all other applicable local regulations
- An investigator who receives an investigator safety report describing an SAE or other specific safety information (eg, summary or listing of SAEs) from the Sponsor will

review and then file it along with the Investigator's Brochure and will notify the IRB/IEC, if appropriate according to local requirements.

A 2 Financial Disclosure

Investigators and sub-investigators will provide the Sponsor with sufficient, accurate financial information as requested to allow the Sponsor to submit complete and accurate financial certification or disclosure statements to the appropriate regulatory authorities. Investigators are responsible for providing information on financial interests during the course of the study and for 1 year after completion of the study.

A 3 Informed Consent Process

The investigator or his/her representative will explain the nature of the study to the participant or his/her legally authorized representative and answer all questions regarding the study.

- Participants must be informed that their participation is voluntary and they are free to refuse to participate and may withdraw their consent at any time and for any reason during the study. Participants or their legally authorized representative will be required to sign a statement of informed consent that meets the requirements of 21 CFR 50, local regulations, ICH guidelines, Health Insurance Portability and Accountability Act requirements, where applicable, and the IRB/IEC or study center.
- The study medical record must include a statement that written informed consent was obtained before the participant was enrolled in the study and the date the written consent was obtained. The authorized person obtaining the informed consent must also sign the ICF.
- Participants must be re-consented to the most current version of the ICF(s) during their participation in the study if required by the IRB.
- A copy of the ICF(s) must be provided to the participant or the participant's legally authorized representative.

Participants who are rescreened are required to sign a new ICF.

The ICF will contain a separate section that addresses and documents the collection and use of any mandatory and/or optional human biological samples. The investigator or authorized designee will explain to each participant the objectives of the analysis to be done on the samples and any potential future use. Participants will be told that they are free to refuse to participate in any optional samples or the future use and may withdraw their consent at any time and for any reason during the retention period.

A 4 Data Protection

- Participants will be assigned a unique identifier by the Sponsor. Any participant records or datasets that are transferred to the Sponsor will contain the identifier only; participant

names or any information which would make the participant identifiable will not be transferred.

- The participant must be informed that his/her personal study-related data will be used by the Sponsor in accordance with local data protection law. The level of disclosure and use of their data must also be explained to the participant in the informed consent.
- The participant must be informed that his/her medical records may be examined by Clinical Quality Assurance auditors or other authorized personnel appointed by the Sponsor, by appropriate IRB/IEC members, and by inspectors from regulatory authorities.

A 5 Committee Structure

The safety of all Sponsor clinical studies is closely monitored on an ongoing basis by Sponsor representatives in consultation with Patient Safety. Issues identified will be addressed; for instance, this could involve amendments to the Clinical Study Protocol and letters to investigators.

A PSRT comprised of Sponsor, COVID-19 Prevention Network, Biomedical Advanced Research and Development Authority, and NIAID medical officers will be convened to oversee blinded safety surveillance of participants during the study. Further details, composition, and operation of the PSRT will be described in a separate COVID-19 Prevention Network PSRT Charter.

A COVID-19 Vaccine DSMB organized by the National Institutes of Health, National Institute for Allergy and Infectious Diseases, comprised of independent experts will be convened to provide oversight, to ensure safe and ethical conduct of the study. The COVID-19 Vaccine DSMB will facilitate the interim analysis for safety and efficacy and have the responsibility of evaluating cumulative safety and other clinical study data at regular intervals and making appropriate recommendations based on the available data. During the study, the benefit/risk assessment will be continuously monitored by the COVID-19 Vaccine DSMB to ensure that the balance remains favorable. For example, events of potential vaccine-associated enhanced respiratory disease will be evaluated by periodic reviews of COVID-19 cases by the DSMB. Harm for severe COVID-19 cases is any $VE \leq 0$ for which Fisher's exact test (1-sided) is statistically significant at the 5% level. This assessment will begin after 8 cases of severe COVID-19 have accrued in the study and will be performed in real time as events occur. Harm monitoring will include all COVID-19 cases and all severe COVID-19 cases from Day 1 for participants in the full analysis set. Harm monitoring for overall COVID-19 cases will use the same boundary as severe COVID-19 cases (ie, $VE \leq 0$ for which Fisher's exact test [1-sided] is statistically significant at the 5% level) but will be performed on a weekly basis. Full details of the COVID-19 Vaccine DSMB composition and operations can be found in the COVID-19 Vaccine DSMB Charter.

An independent Neurological AESI Expert Committee will be available to review and provide advice to the PSRT and the COVID-19 Vaccine DSMB on request about the diagnosis and causality assessment of selected neurological AESIs occurring in the AZD1222 clinical development program. Details on the composition and operation of this committee are described in the Neurological AESI Expert Committee Charter.

A blinded independent efficacy adjudication committee will review relevant data of potential cases for the COVID-19-related efficacy endpoint evaluations. More detail on this process will be provided in the SAP and the Efficacy Adjudication Committee Charter.

A 6 Dissemination of Clinical Study Data

A description of this clinical study will be available on <http://astrazenecagrouptrials.pharmacm.com> and <http://www.clinicaltrials.gov> as will the summary of the study results when they are available. The clinical study and/or summary of study results may also be available on other websites according to the regulations of the countries in which the study is conducted.

A 7 Data Quality Assurance

- All participant data relating to the study will be recorded on eCRF unless transmitted to the Sponsor or designee electronically (eg, laboratory data). The investigator is responsible for verifying that data entries are accurate and correct by electronically signing the eCRF.
- The investigator must maintain accurate documentation (source data) that supports the information entered in the eCRF.
- The investigator must permit study-related monitoring, audits, IRB/IEC review, and regulatory agency inspections and provide direct access to source data documents.
- Monitoring details describing strategy (eg, risk-based initiatives in operations and quality such as Risk Management and Mitigation Strategies and Analytical Risk-Based Monitoring), methods, responsibilities and requirements, including handling of noncompliance issues and monitoring techniques (central, remote, or on-site monitoring) are provided in the relevant study plans.
- The Sponsor or designee is responsible for the data management of this study including quality checking of the data.
- The Sponsor assumes accountability for actions delegated to other individuals (eg, Contract Research Organizations).
- Study monitors will perform ongoing source data verification to confirm that data entered into the eCRF by authorized site personnel are accurate, complete, and verifiable from source documents; that the safety and rights of participants are being protected; and that the study is being conducted in accordance with the currently approved protocol and any other study agreements, ICH GCP, and all applicable regulatory requirements.

- Records and documents, including signed ICFs, pertaining to the conduct of this study must be retained by the investigator for 15 years after study completion unless local regulations or institutional policies require a longer retention period. No records may be destroyed during the retention period without the written approval of the Sponsor. No records may be transferred to another location or party without written notification to the sponsor.

A 8 Source Documents

- Source documents provide evidence for the existence of the participant and substantiate the integrity of the data collected. Source documents are filed at the investigator's site.
- Data entered in the eCRF that are transcribed from source documents must be consistent with the source documents or the discrepancies must be explained. The investigator may need to request previous medical records or transfer records, depending on the study. Also, current medical records must be available.

A 9 Study and Site Start and Closure

The first act of recruitment is the first participant screened and will be the study start date.

The Sponsor designee reserves the right to close the study site or terminate the study at any time for any reason at the sole discretion of the Sponsor. Study sites will be closed upon study completion. A study site is considered closed when all required documents and study supplies have been collected and a study-site closure visit has been performed.

The investigator may initiate study-site closure at any time, provided there is reasonable cause and sufficient notice is given in advance of the intended termination.

Reasons for the early closure of a study site by the Sponsor or investigator may include but are not limited to:

- Failure of the investigator to comply with the protocol, the requirements of the IRB/IEC or local health authorities, the Sponsor's procedures, or GCP guidelines
- Inadequate recruitment of participants by the investigator
- Discontinuation of further study intervention development

If the study is prematurely terminated or suspended, the Sponsor shall promptly inform the investigators, the IECs/IRBs, the regulatory authorities, and any contract research organization(s) used in the study of the reason for termination or suspension, as specified by the applicable regulatory requirements. The investigator shall promptly inform the participant and should assure appropriate participant therapy and/or follow-up.

Participants from terminated sites may have the opportunity to be transferred to another site to continue the study.

A 10 Publication Policy

- The results of this study may be published or presented at scientific meetings. If this is foreseen, the investigator agrees to submit all manuscripts or abstracts to the Sponsor before submission. This allows the Sponsor to protect proprietary information and to provide comments.
- The Sponsor will comply with the requirements for publication of study results. In accordance with standard editorial and ethical practice, the Sponsor will generally support publication of multicenter studies only in their entirety and not as individual site data. In this case, a coordinating investigator will be designated by mutual agreement.
- Authorship will be determined by mutual agreement and in line with International Committee of Medical Journal Editors authorship requirements.

Appendix B Adverse Events: Definitions and Procedures for Recording, Evaluating, Follow-up, and Reporting

B 1 Definition of Adverse Events

An AE is the development of any untoward medical occurrence in a patient or clinical study participant administered a medicinal product and which does not necessarily have a causal relationship with this treatment. An AE can therefore be any unfavorable and unintended sign (eg, an abnormal laboratory finding), symptom (for example nausea, chest pain), or disease temporally associated with the use of a medicinal product, whether or not considered related to the medicinal product.

The term AE is used to include both SAEs and non-SAEs and can include a deterioration of a pre-existing medical occurrence. An AE may occur at any time, including run-in or washout periods, even if no study intervention has been administered.

B 2 Definition of Serious Adverse Events

An SAE is an AE occurring during any study phase (ie, run-in, treatment, washout, follow-up), that fulfils one or more of the following criteria:

- Results in death
- Is immediately life-threatening
- Requires in-participant hospitalization or prolongation of existing hospitalization
- Results in persistent or significant disability or incapacity
- Is a congenital abnormality or birth defect
- Is an important medical event that may jeopardize the participant or may require medical treatment to prevent one of the outcomes listed above.

AEs for **malignant tumors** reported during a study should generally be assessed as **SAEs**. If no other seriousness criteria apply, the 'Important Medical Event' criterion should be used. In certain situations, however, medical judgement on an individual event basis should be applied to clarify that the malignant tumor event should be assessed and reported as a **non-SAE**. For example, if the tumor is included as medical history and progression occurs during the study, but the progression does not change treatment and/or prognosis of the malignant tumor, the AE may not fulfil the attributes for being assessed as serious, although reporting of the progression of the malignant tumor as an AE is valid and should occur. Also, some types of malignant tumors, which do not spread remotely after a routine treatment that does not require hospitalization, may be assessed as non-serious; examples in adults include Stage 1 basal cell carcinoma and Stage 1A1 cervical cancer removed via cone biopsy.

Life Threatening

‘Life-threatening’ means that the participant was at immediate risk of death from the AE as it occurred or it is suspected that use or continued use of the study intervention would result in the participant’s death. ‘Life-threatening’ does not mean that had an AE occurred in a more severe form it might have caused death (eg, hepatitis that resolved without hepatic failure).

Hospitalization

Outpatient treatment in an emergency room is not in itself an SAE, although the reasons for it may be (eg, bronchospasm, laryngeal oedema). Hospital admissions and/or surgical operations planned before or during a study are not considered AEs if the illness or disease existed before the participant was enrolled in the study, provided that it did not deteriorate in an unexpected way during the study.

Important Medical Event or Medical Treatment

Medical and scientific judgement should be exercised in deciding whether a case is serious in situations where important medical events may not be immediately life threatening or result in death, hospitalization, disability, or incapacity but may jeopardize the participant or may require medical treatment to prevent one or more outcomes listed in the definition of serious. These should usually be considered as serious.

Simply stopping the suspect drug does not mean that it is an important medical event; medical judgement must be used.

Examples of important medical events include such events as listed below:

- Angioedema not severe enough to require intubation but requiring iv hydrocortisone treatment
- Hepatotoxicity caused by acetaminophen overdose requiring treatment with N-acetylcysteine
- Intensive treatment in an emergency room or at home for allergic bronchospasm
- Blood dyscrasias (eg, neutropenia or anaemia requiring blood transfusion, etc.) or convulsions that do not result in hospitalisation
- Development of drug dependency or drug abuse

Intensity Rating Scale

The grading scales found in the US FDA guidance for healthy volunteers enrolled in a preventive vaccine clinical study ([FDA 2007](#)) will be utilized for all events with an assigned severity grading.

It is important to distinguish between serious and severe AEs. Severity is a measure of intensity whereas seriousness is defined by the criteria in [Appendix B 2](#). An AE of severe

intensity need not necessarily be considered serious. For example, nausea that persists for several hours may be considered severe nausea, but not an SAE unless it meets the criteria shown in [Appendix B 2](#). On the other hand, a stroke that results in only a limited degree of disability may be considered a mild stroke but would be an SAE when it satisfies the criteria shown in [Appendix B 2](#).

B 3 A Guide to Interpreting the Causality Question

When making an assessment of causality consider the following factors when deciding if there is a ‘reasonable possibility’ that an AE may have been caused by the IMP.

- Time Course. Exposure to suspect drug. Has the participant actually received the suspect drug? Did the AE occur in a reasonable temporal relationship to the administration of the suspect IMP?
- Consistency with known IMP profile. Was the AE consistent with the previous knowledge of the suspect IMP (pharmacology and toxicology) or drugs of the same pharmacological class? Or could the AE be anticipated from its pharmacological properties?
- De-challenge experience. Did the AE resolve or improve on stopping or reducing the dose of the suspect IMP?
- No alternative cause. The AE cannot be reasonably explained by another aetiology such as the underlying disease, other drugs, other host or environmental factors.
- Re-challenge experience. Did the AE reoccur if the suspected IMP was reintroduced after having been stopped? AstraZeneca would not normally recommend or support a re-challenge.
- Laboratory tests. A specific laboratory investigation (if performed) has confirmed the relationship.

In difficult cases, other factors could be considered such as:

- Is this a recognized feature of overdose of the IMP?
- Is there a known mechanism?

Causality of ‘related’ is made if following a review of the relevant data, there is evidence for a ‘reasonable possibility’ of a causal relationship for the individual case. The expression ‘reasonable possibility’ of a causal relationship is meant to convey, in general, that there are facts (evidence) or arguments to suggest a causal relationship.

The causality assessment is performed based on the available data including enough information to make an informed judgment. With no available facts or arguments to suggest a causal relationship, the event(s) will be assessed as ‘not related’.

Causal relationship in cases where the disease under study has deteriorated due to lack of effect should be classified as no reasonable possibility.

B 4 Medication Error

For the purposes of this clinical study a medication error is an unintended failure or mistake in the treatment process for an AstraZeneca study intervention that either causes harm to the participant or has the potential to cause harm to the participant.

A medication error is not lack of efficacy of the IMP, but rather a human or process related failure while the IMP is in control of the study site staff or participant.

Medication error includes situations where an error.

- Occurred
- Was identified and intercepted before the participant received the IMP
- Did not occur, but circumstances were recognised that could have led to an error

Examples of events to be reported in clinical studies as medication errors:

- IMP name confusion
- Dispensing error eg, medication prepared incorrectly, even if it was not actually given to the participant
- IMP not administered as indicated, for example, wrong route or wrong site of administration
- IMP not taken as indicated eg, tablet dissolved in water when it should be taken as a solid tablet
- IMP not stored as instructed eg, kept in the fridge when it should be at room temperature
- Wrong participant received the medication (excluding IRT errors)
- Wrong IMP administered to participant (excluding IRT errors)

Examples of events that **do not** require reporting as medication errors in clinical studies:

- Errors related to or resulting from IRT - including those which lead to one of the above listed events that would otherwise have been a medication error
- Participant accidentally missed IMP dose(s) eg, forgot to take medication
- Accidental overdose (will be captured as an overdose)
- Errors related to background and rescue medication, or standard of care medication in open label studies, even if an AstraZeneca product

Medication errors are not regarded as AEs but AEs may occur as a consequence of the medication error.

Appendix C Handling of Human Biological Samples

C 1 Chain of Custody

A full chain of custody is maintained for all samples throughout their lifecycle.

The investigator at each study site keeps full traceability of collected biological samples from the participants while in storage at the study site until shipment or disposal (where appropriate) and records relevant processing information related to the samples whilst at site.

The sample receiver keeps full traceability of the samples while in storage and during use until used or disposed of or until further shipment and keeps record of receipt of arrival and onward shipment or disposal.

The Sponsor or delegated representatives will keep oversight of the entire life cycle through internal procedures, monitoring of study sites, auditing or process checks, and contractual requirements of external laboratory providers

Samples retained for further use will be stored in the AstraZeneca-assigned biobanks or other sample archive facilities and will be tracked by the appropriate AstraZeneca Team during for the remainder of the sample life cycle.

C 2 Withdrawal of Informed Consent for Donated Biological Samples

The Sponsor ensures that biological samples are destroyed at the end of a specified period as described in the informed consent.

If a participant withdraws consent to the use of donated biological samples, the samples will be disposed of/destroyed/repatriated, and the action documented. If samples are already analyzed, the Sponsor is not obliged to destroy the results of this research.

Following withdrawal of consent for biological samples, further study participation should be considered in relation to the withdrawal processes.

The investigator:

- Ensures participant's withdrawal of informed consent to the use of donated samples is highlighted immediately to the Sponsor or delegate.
- Ensures that relevant human biological samples from that participant, if stored at the study site, are immediately identified, disposed of as appropriate, and the action documented.
- Ensures that the participant and the Sponsor are informed about the sample disposal.

The Sponsor ensures the organization(s) holding the samples is/are informed about the withdrawn consent immediately and that samples are disposed of or repatriated as appropriate, and the action is documented and study site is notified.

C 3 International Airline Transportation Association 6.2 Guidance Document

LABELLING AND SHIPMENT OF BIOHAZARD SAMPLES

International Airline Transportation Association (IATA)

(<https://www.iata.org/whatwedo/cargo/dgr/Pages/download.aspx>) classifies infectious substances into 3 categories: Category A, Category B or Exempt

Category A Infectious Substances are infectious substances in a form that, when exposure to it occurs, is capable of causing permanent disability, life-threatening or fatal disease in otherwise healthy humans or animals.

Category A Pathogens are, eg, Ebola, Lassa fever virus. Infectious substances meeting these criteria which cause disease in humans or both in humans and animals must be assigned to UN 2814. Infectious substances which cause disease only in animals must be assigned to UN 2900.

Category B Infectious Substances are infectious Substances that do not meet the criteria for inclusion in Category A. Category B pathogens are, eg, Hepatitis A, C, D, and E viruses. They are assigned the following UN number and proper shipping name:

- UN 3373 – Biological Substance, Category B
- are to be packed in accordance with UN 3373 and IATA 650

Exempt - Substances which do not contain infectious substances or substances which are unlikely to cause disease in humans or animals are not subject to these Regulations unless they meet the criteria for inclusion in another class.

- Clinical study samples will fall into Category B or exempt under IATA regulations
- Clinical study samples will routinely be packed and transported at ambient temperature in IATA 650 compliant packaging (<https://www.iata.org/whatwedo/cargo/dgr/Documents/DGR-60-EN-PI650.pdf>).
- Biological samples transported in dry ice require additional dangerous goods specification for the dry-ice content

Appendix D Toxicity Grading Scales for Solicited Adverse Events

The toxicity grading scales for the solicited AEs were modified and abridged from the US FDA Guidance on Toxicity Grading Scale for Healthy Adult and Adolescent Volunteers Enrolled in Preventive Vaccine Clinical Trials ([FDA 2007](#)).

- [Table 10](#): Clinical Abnormalities, Local Reactions to Injectable Product
- [Table 11](#): Clinical Abnormalities, Vital Signs
- [Table 12](#): Clinical Abnormalities, Systemic (General or Illness)

Table 10 Tables for Clinical Abnormalities: Local Reactions to Injectable Product

Local Reaction to Injectable Product	Reaction Grade			
	Mild (Grade 1)	Moderate (Grade 2)	Severe (Grade 3)	Life Threatening (Grade 4)
Pain	Does not interfere with activity	Repeated use of non-narcotic pain reliever > 24 hours or interferes with activity	Any use of narcotic pain reliever or prevents daily activity	ER visit or hospitalization
Tenderness	Mild discomfort to touch	Discomfort with movement	Significant discomfort at rest	ER visit or hospitalization
Erythema/redness ^{a, b}	1-2 inches (2.5–5 cm)	> 2-4 inches (5.1–10 cm)	> 4 inches (> 10 cm)	Necrosis or exfoliative dermatitis
Induration/swelling ^{a, b}	1-2 inches (2.5–5 cm)	>2-4 inches (5.1–10 cm)	> 4 inches (> 10 cm)	Necrosis

^a In addition to grading the measured local reaction at the greatest single diameter, the measurement should be recorded as a continuous variable. Reactions < 0.25 inches (< 0.6 centimeters) in diameter will not be recorded.

^b Grade 4 erythema or induration is determined by study site with participant input rather than being recorded directly in Solicited AE e-Diary.

ER = emergency room.

Table 11 Tables for Clinical Abnormalities: Vital Signs

Vital Sign ^a	Vital Signs Grade			
	Mild (Grade 1)	Moderate (Grade 2)	Severe (Grade 3)	Potentially Life Threatening (Grade 4)
Fever (°C) ^b (°F) ^b	37.9-38.4 100.1-101.1	38.5-38.9 101.2-102.0	39.0-40 102.1-104	> 40 > 104
Tachycardia (beats/minute)	101-115	116- 130	> 130	ER visit or hospitalization for arrhythmia
Bradycardia (beats/minute) ^c	50-54	45-49	< 45	ER visit or hospitalization for arrhythmia
Hypertension; systolic (mm Hg)	141-150	151-155	> 155	ER visit or hospitalization for malignant hypertension
Hypertension; diastolic (mm Hg)	91-95	96-100	> 100	ER visit or hospitalization for malignant hypertension
Hypotension; systolic (mm Hg)	85-89	80-84	< 80	ER visit or hospitalization for hypotensive shock
Respiratory rate (breaths/minute)	17-20	21-25	> 25	Intubation

Note: Record vital signs as adverse events only if clinically relevant and changed from baseline.

^a Participant should be at rest for vital signs measurements

^b No recent hot or cold beverages or smoking

^c Use clinical judgment when characterizing bradycardia among some healthy participant populations, for example, conditioned athletes

ER = emergency room; Hg = mercury.

Table 12 Tables for Clinical Abnormalities: Systemic (General or Illness)

Systemic (General)	Systemic Grade			
	Mild (Grade 1)	Moderate (Grade 2)	Severe (Grade 3)	Potentially Life Threatening (Grade 4)
Nausea/vomiting	No interference with activity or 1-2 episodes/24 hrs	Some interference with activity or > 2 episodes/24 hrs	Prevents daily activity, required outpatient IV hydration	ER visit or hospitalization for hypotensive shock
Chills	No interference with activity	Some interference with activity	Significant; prevents daily activity	ER visit or hospitalization
Headache	No interference with activity	Repeated use of non-narcotic pain reliever > 24 hrs or some interference with activity	Significant; any use of narcotic pain reliever or prevents daily activity	ER visit or hospitalization
Fatigue	No interference with activity	Some interference with activity	Significant; prevents daily activity	ER visit or hospitalization
Myalgia	No interference with activity	Some interference with activity	Significant; prevents daily activity	ER visit or hospitalization
Systemic Illness				
Illness or clinical adverse event (as defined according to applicable regulations)	No interference with activity	Some interference with activity not requiring intervention	Prevents daily activity and required medical intervention	ER visit or hospitalization

ER = emergency room; hrs = hours; IV = intravenous.

Appendix E Adverse Events of Special Interest

AZD1222 AESIs are based on Brighton Collaboration case definitions ([SPEAC 2020](#)), clinical experience, and scientific interest. There is no current evidence to suggest that AZD1222 is associated with these AESIs.

Table 13 Adverse Events of Special Interest

AESI	Medical Concept
Neurologic	<u>Generalized convulsion</u> : Seizures are episodes of neuronal hyperactivity most commonly resulting in sudden, involuntary muscular contractions. They may also manifest as sensory disturbances, autonomic dysfunction and behavioral abnormalities, and impairment or loss of consciousness.
	<u>Guillain-Barré syndrome</u> : GBS is a peripheral nerve demyelinating disease, which can present as temporary ascending paralysis.
	<u>Acute disseminated encephalomyelitis</u> : ADEM is defined as a uniphasic syndrome of brain inflammation and demyelination occurring in temporal association with an antecedent immunologic challenge, such as infection or an immunization. ADEM most commonly occurs in the pediatric population.
	<u>Other neurologic events</u> : These events would include new onset event (acute or subacute) motor and sensory disturbances (eg, weakness, numbness, paresthesias, hypoesthesia, hyperesthesia, dysesthesias), bowel/bladder dysfunction, gait impairment, or visual disturbance, or any event of myelitis, encephalomyelitis, myelitis transverse, or other sudden neurological deficit.
Vascular	<u>Thrombotic, thromboembolic, and neurovascular events</u> : These are events that can manifest as transient or permanent vision problems, dizziness, trouble understanding, facial droop, slurred speech, unilateral weakness, deep vein thrombosis with swollen, warm or painful leg, pulmonary embolism with shortness of breath, chest pain or irregular heart rate.
Hematologic	<u>Thrombocytopenia</u> : Thrombocytopenia is a disorder in which there is an abnormally low platelet count; a normal platelet count ranges from 150 000 to 450 000 platelets per μL .
Immunologic	<u>Vasculitides</u> : Vasculitides are a group of related disorders characterized by inflammation of blood vessels (vasculitis) leading to tissue or end-organ injury.
	<u>Anaphylaxis</u> : Anaphylaxis an acute hypersensitivity reaction with multi-organ-system involvement that can present as, or rapidly progress to, a severe life-threatening reaction requiring immediate medical attention.
	<u>Vaccine-associated enhanced respiratory disease</u> : The pathogenicity of VAERD has been linked to a vaccine immune response characterized by induction of non-neutralizing antibodies, and a T-cell response of the Th2 type with hypereosinophilia (Lambert et al 2020). VAERD may manifest as a severe form of respiratory disease with prolonged fever, and diverse clinical manifestations of disease severity and pathological changes marked by increased areas of lung consolidation, broncho-interstitial pneumonia, and necrotizing bronchiolitis (Rajão et al 2016).

Table 13 Adverse Events of Special Interest

AESI	Medical Concept
	<p><u>Potential immune-mediated conditions</u>: These conditions are a group of autoimmune inflammatory disorders characterized by an alteration in cellular homeostasis, which may or may not have an autoimmune aetiology. A list of events is provided in Table 14.</p>

ADEM = acute disseminated encephalomyelitis; AESI = adverse event of special interest; GBS = Guillain-Barré syndrome; VAERD = vaccine-associated enhanced respiratory disease.

Table 14 List of Potential Immune-mediated Medical Conditions

Category	Condition
Gastrointestinal disorders	Celiac disease
	Crohn's disease
	Ulcerative colitis
	Ulcerative proctitis
Liver disorders	Autoimmune cholangitis
	Autoimmune hepatitis
	Primary biliary cirrhosis
	Primary sclerosing cholangitis
Metabolic diseases	Addison's disease
	Autoimmune thyroiditis (including Hashimoto thyroiditis)
	Diabetes mellitus type I
	Grave's or Basedow's disease
Musculoskeletal disorders	Antisynthetase syndrome
	Dermatomyositis
	Juvenile chronic arthritis (including Still's disease)
	Mixed connective tissue disorder
	Polymyalgia rheumatic
	Polymyositis
	Psoriatic arthropathy
	Relapsing polychondritis
	Rheumatoid arthritis
	Scleroderma, including diffuse systemic form and CREST syndrome
	Spondyloarthritis, including ankylosing spondylitis, reactive arthritis (Reiter's Syndrome) and undifferentiated spondyloarthritis
	Systemic lupus erythematosus
Systemic sclerosis	

Table 14 List of Potential Immune-mediated Medical Conditions

Category	Condition
Neuroinflammatory disorders	Acute disseminated encephalomyelitis, including site specific variants (eg, non-infectious encephalitis, encephalomyelitis, myelitis, radiculomyelitis)
	Cranial nerve disorders, including paralyses/paresis (eg, Bell’s palsy)
	Guillain-Barré syndrome, including Miller Fisher syndrome and other variants
	Immune-mediated peripheral neuropathies and plexopathies, including chronic inflammatory demyelinating polyneuropathy, multifocal motor neuropathy and polyneuropathies associated with monoclonal gammopathy
	Multiple sclerosis
	Neuromyelitis optica spectrum disorder
	Narcolepsy
	Optic neuritis
	Transverse myelitis
	Myasthenia gravis, including Eaton-Lambert syndrome
Skin disorders	Alopecia areata
	Autoimmune bullous skin diseases, including pemphigus, pemphigoid and dermatitis herpetiformis
	Cutaneous lupus erythematosus
	Erythema nodosum
	Morphoea
	Lichen planus
	Psoriasis
	Rosacea
	Sweet’s syndrome
	Vitiligo
Vasculitides	Large vessels vasculitis including: giant cell arteritis such as Takayasu's arteritis and temporal arteritis
	Medium sized and/or small vessels vasculitis including: polyarteritis nodosa, Kawasaki's disease, microscopic polyangiitis, Wegener's granulomatosis, Churg– Strauss syndrome (allergic granulomatous angiitis), Buerger’s disease, thromboangiitis obliterans, necrotizing vasculitis and anti-neutrophil cytoplasmic antibody (ANCA) positive vasculitis (type unspecified), Henoch-Schonlein purpura, Behcet's syndrome, leukocytoclastic vasculitis

Table 14 List of Potential Immune-mediated Medical Conditions

Category	Condition
Other	Antiphospholipid syndrome
	Autoimmune hemolytic anemia
	Autoimmune glomerulonephritis (including IgA nephropathy, glomerulonephritis rapidly progressive, membranous glomerulonephritis, membranoproliferative glomerulonephritis, and mesangioproliferative glomerulonephritis)
	Autoimmune myocarditis/cardiomyopathy
	Autoimmune thrombocytopenia
	Goodpasture syndrome
	Idiopathic pulmonary fibrosis
	Pernicious anemia
	Raynaud’s phenomenon
	Sarcoidosis
	Sjögren’s syndrome
	Stevens-Johnson syndrome
	Uveitis

Appendix F Overview of Primary and Secondary Efficacy Objectives, Endpoints, and Associated Case Definitions

Table 15 Overview of Primary and Secondary Efficacy Objectives, Endpoints, and Associated Case Definitions

	Objective	Endpoint	Case Definition
Primary	To estimate the efficacy of 2 IM doses of AZD1222 compared to saline placebo for the prevention of COVID-19	A binary response, whereby a participant with negative serostatus at baseline is defined as a COVID-19 case if their first case of SARS-CoV-2 RT-PCR-positive symptomatic illness occurs \geq 15 days post second dose of study intervention. Otherwise, a participant is not defined as a COVID-19 case.	<p>Participant must have RT-PCR-confirmed SARS-CoV-2 and meet the following criteria at any point from their initial illness visit at the site (Day 1) through their second illness visit (Day 14):</p> <ol style="list-style-type: none"> 1 One or more Category A findings OR 2 Two or more Category B findings <p><i>Category A:</i></p> <ul style="list-style-type: none"> • Pneumonia diagnosed by chest x-ray, or computed tomography scan • Oxygen saturation of \leq 94% on room air or requiring either new initiation or escalation in supplemental O₂ • New or worsening dyspnea/shortness of breath <p><i>Category B:</i></p> <ul style="list-style-type: none"> • Fever $>$ 100 °F ($>$ 37.8 °C) or feverishness • New or worsening cough • Myalgia/muscle pain • Fatigue that interferes with activities of daily living • Vomiting and/or diarrhea (only one finding to be counted toward endpoint definition) • Anosmia and/or ageusia (only one finding to be counted toward endpoint definition)

Table 15 Overview of Primary and Secondary Efficacy Objectives, Endpoints, and Associated Case Definitions

	Objective	Endpoint	Case Definition
Secondary	To estimate the efficacy of 2 IM doses of AZD1222 compared to saline placebo for the prevention of SARS-CoV-2 infection	The incidence of the first post-treatment response (negative at baseline to positive post treatment with study intervention) for SARS-CoV-2 Nucleocapsid antibodies occurring ≥ 15 days post second dose of study intervention (key secondary endpoint)	The first post-treatment response (negative at baseline to positive post treatment with study intervention) for SARS-CoV-2 Nucleocapsid antibodies occurring ≥ 15 days post second dose of study intervention
	To estimate the efficacy of 2 IM doses of AZD1222 compared to saline placebo for the prevention of symptomatic COVID-19 using CDC criteria	The incidence of the first case of SARS-CoV-2 RT-PCR-positive symptomatic illness occurring ≥ 15 days post second dose of study intervention using CDC criteria	The first case of SARS-CoV-2 RT-PCR-positive symptomatic illness for a participant occurring ≥ 15 days post second dose of study intervention using criteria from the CDC (CDC 2020): Fever Shortness of breath Difficulty breathing Chills Cough Fatigue Muscle aches Body aches Headache New loss of taste New loss of smell Sore throat Congestion Runny nose Nausea Vomiting Diarrhea

Table 15 Overview of Primary and Secondary Efficacy Objectives, Endpoints, and Associated Case Definitions

	Objective	Endpoint	Case Definition
Secondary	To estimate the efficacy of 2 IM doses of AZD1222 compared to saline placebo for the prevention of University of Oxford-defined symptomatic COVID-19	The incidence of the first case of SARS-CoV-2 RT-PCR-positive symptomatic illness occurring \geq 15 days post second dose of study intervention using University of Oxford-defined symptom criteria	First case of SARS-CoV-2 RT-PCR-positive symptomatic illness for a participant occurring \geq 15 days post second dose of study intervention using University of Oxford-defined symptom criteria. Cases are defined as RT-PCR-confirmed SARS-CoV-2 and having at least one of the following symptoms: <ol style="list-style-type: none"> 1 New onset of fever (> 100 °F [> 37.8 °C]), OR 2 Cough, OR 3 Shortness of breath, OR 4 Anosmia/ageusia

Table 15 Overview of Primary and Secondary Efficacy Objectives, Endpoints, and Associated Case Definitions

	Objective	Endpoint	Case Definition
Secondary	To estimate the efficacy of 2 IM doses of AZD1222 compared to saline placebo in the prevention of COVID-19 in all study participants, regardless of evidence of prior SARS-CoV-2 infection	The incidence of the first case of SARS-CoV-2 RT-PCR-positive symptomatic illness occurring ≥ 15 days post second dose of study intervention regardless of evidence of prior SARS-CoV-2 infection (key secondary endpoint)	<p>Participant must have RT-PCR-confirmed SARS-CoV-2 and meet the following criteria at any point from their initial illness visit at the site (Day 1) through their second illness visit (Day 14):</p> <ol style="list-style-type: none"> 1 One or more Category A findings OR 2 Two or more Category B findings <p><i>Category A:</i></p> <ul style="list-style-type: none"> • Pneumonia diagnosed by chest x-ray, or computed tomography scan • Oxygen saturation of $\leq 94\%$ on room air or requiring either new initiation or escalation in supplemental O₂ • New or worsening dyspnea/shortness of breath <p><i>Category B:</i></p> <ul style="list-style-type: none"> • Fever > 100 °F (> 37.8 °C) or feverishness • New or worsening cough • Myalgia/muscle pain • Fatigue that interferes with activities of daily living • Vomiting and/or diarrhea (only one finding to be counted toward endpoint definition) • Anosmia and/or ageusia (only one finding to be counted toward endpoint definition)

Table 15 Overview of Primary and Secondary Efficacy Objectives, Endpoints, and Associated Case Definitions

Objective		Endpoint	Case Definition
Secondary	To estimate the efficacy of 2 IM doses of AZD1222 compared to saline placebo for the prevention of severe or critical symptomatic COVID-19	a) The incidence of SARS-CoV-2 RT-PCR-positive severe or critical symptomatic illness occurring \geq 15 days post second dose of study intervention (key secondary endpoint)	Participant must have laboratory-confirmed COVID-19 (SARS-CoV-2 RT-PCR-positive symptomatic illness) plus any of the following: <ul style="list-style-type: none"> • Clinical signs at rest indicative of severe systemic illness (respiratory rate \geq 30 breaths per minute, heart rate \geq 125 beats per minute, oxygen saturation \leq 93% on room air at sea level, or partial pressure of oxygen to fraction of inspired oxygen ratio $<$ 300 mm Hg) • Respiratory failure (defined as needing high-flow oxygen, noninvasive ventilation, mechanical ventilation or extracorporeal membrane oxygenation) • Evidence of shock (systolic blood pressure $<$ 90 mm Hg, diastolic blood pressure $<$ 60 mm Hg, or requiring vasopressors) • Significant acute renal, hepatic, or neurologic dysfunction • Admission to an intensive care unit • Death
		b) The incidence of SARS-CoV-2 RT-PCR positive severe or critical symptomatic illness occurring post first dose of study intervention	
	To estimate the efficacy of 2 IM doses of AZD1222 compared to saline placebo for the prevention of COVID-19-related Emergency Department visits	The incidence of COVID-19-related Emergency Department visits occurring \geq 15 days post second dose of study intervention (key secondary endpoint)	COVID-19-related Emergency Department visits occurring \geq 15 days post second dose of study intervention

Table 15 Overview of Primary and Secondary Efficacy Objectives, Endpoints, and Associated Case Definitions

Objective		Endpoint	Case Definition
Secondary	To assess antibody responses to AZD1222 S antigen following 2 IM doses of AZD1222 or saline placebo (Substudy and Illness Visits only)	a) Post-treatment GMTs and GMFRs from day of dosing baseline value to 28 days post each dose in SARS-CoV-2 S, RBD antibodies (MSD serology assay)	a) Post-treatment GMTs and GMFRs from day of dosing baseline value to 28 days post each dose in SARS-CoV-2 S, RBD antibodies (MSD serology assay)
		b) The proportion of participants who have a post-treatment seroresponse (\geq 4-fold rise in titers from day of dosing baseline value to 28 days post each dose) to the S, RBD antigens of AZD1222 (MSD serology assay)	b) Post-treatment seroresponse (\geq 4-fold rise in titers from day of dosing baseline value to 28 days post each dose) to the S, RBD antigens of AZD1222 (MSD serology assay)
	To determine anti-SARS-CoV-2 neutralizing antibody levels in serum following 2 IM doses of AZD1222 or saline placebo (Substudy and Illness Visits only)	a) Post-treatment GMTs and GMFRs from day of dosing baseline value to 28 days post each dose in SARS-CoV-2 neutralizing antibodies (wild-type assay or pseudo-neutralization assay)	a) Post-treatment GMTs and GMFRs from day of dosing baseline value to 28 days post each dose in SARS-CoV-2 neutralizing antibodies (wild-type assay or pseudo-neutralization assay)
		b) Proportion of participants who have a post-treatment seroresponse (\geq 4-fold rise in titers from day of dosing baseline value to 28 days post each dose) to AZD1222 as measured by SARS-CoV-2 neutralizing antibodies (wild-type assay or pseudo-neutralization assay)	b) Post-treatment seroresponse (\geq 4-fold rise in titers from day of dosing baseline value to 28 days post each dose) to AZD1222 as measured by SARS-CoV-2 neutralizing antibodies (wild-type assay or pseudo-neutralization assay)

Table 15 Overview of Primary and Secondary Efficacy Objectives, Endpoints, and Associated Case Definitions

Objective		Endpoint	Case Definition
Secondary	To estimate the efficacy of AZD1222 compared to saline placebo for the prevention of COVID-19 following the first dose	The incidence of SARS-CoV-2 RT-PCR-positive symptomatic illness occurring post first dose of study intervention	<p>Participant must have RT-PCR-confirmed SARS-CoV-2 and meet the following criteria at any point from their initial illness visit at the site (Day 1) through their second illness visit (Day 14):</p> <ol style="list-style-type: none"> 1 One or more Category A findings <p>OR</p> <ol style="list-style-type: none"> 2 Two or more Category B findings <p><i>Category A:</i></p> <ul style="list-style-type: none"> • Pneumonia diagnosed by chest x-ray, or computed tomography scan • Oxygen saturation of $\leq 94\%$ on room air or requiring either new initiation or escalation in supplemental O₂ • New or worsening dyspnea/shortness of breath <p><i>Category B:</i></p> <ul style="list-style-type: none"> • Fever > 100 °F (> 37.8 °C) or feverishness • New or worsening cough • Myalgia/muscle pain • Fatigue that interferes with activities of daily living • Vomiting and/or diarrhea (only one finding to be counted toward endpoint definition) • Anosmia and/or ageusia (only one finding to be counted toward endpoint definition)

CDC = Centers for Disease Control and Prevention; COVID-19 = coronavirus disease 2019; GMFR = geometric mean fold rise; GMT = geometric mean titer; IM = intramuscular; MSD = Meso Scale Discovery; S =Spike; RBD = receptor binding domain; RT-PCR = reverse transcriptase polymerase chain reaction; SARS-CoV-2 = severe acute respiratory syndrome-coronavirus-2.

Appendix G Abbreviations

Abbreviation or special term	Explanation
ACE2	angiotensin-converting enzyme 2
AE	adverse event
AESI	adverse event of special interest
ALT	alanine aminotransferase
AST	aspartate aminotransferase
β-hCG	beta-human chorionic gonadotropin
CDC	Centers for Disease Control and Prevention
ChAdOx1 MERS	chimpanzee adenovirus Ox1 with MERS Spike antigen
ChAdOx1 nCoV-19	name of AZD1222 when initially developed by the University of Oxford
CI	confidence interval
CoV	coronavirus
COVID-19	coronavirus disease 2019
CRO	contract research organization
CSR	clinical study report
DBL	database lock
DSMB	Data Safety Monitoring Board
E	envelope
eCRF	electronic case report form
EDC	electronic data capture
e-Diary	electronic diary
ELISA	enzyme-linked immunosorbent assay
ELISpot	enzyme-linked immunospot
FIH	first-in-human
GCP	Good Clinical Practice
GMFR	geometric mean fold rise
GMT	geometric mean titer
IB	Investigator's Brochure
ICF	informed consent form
ICH	International Council for Harmonisation
IEC	Independent Ethics Committee
IgA	immunoglobulin A
IgG	immunoglobulin G
IgM	immunoglobulin M
IM	intramuscular

Abbreviation or special term	Explanation
IMP	investigational medicinal product
IND	Investigational New Drug
IRB	Institutional Review Board
IRT	Interactive Response Technology
IV	intravenous
M	membrane
MAAE	medically attended adverse event
MERS	Middle East respiratory syndrome
MERS-CoV	Middle East respiratory syndrome coronavirus
MSD	Meso Scale Discovery
NHP	non-human primate
PBMC	peripheral blood mononuclear cell
PSRT	Protocol Safety Review Team
RBD	receptor binding domain
RRR	relative risk reduction
RT-PCR	reverse transcriptase polymerase chain reaction
S	Spike
SAE	serious adverse event
SAP	Statistical Analysis Plan
SARS-CoV	severe acute respiratory syndrome-coronavirus
SARS-CoV-2	severe acute respiratory syndrome-coronavirus 2
SoA	Schedule of Activities
TBL	total bilirubin
tPA	tissue plasminogen activator
ULN	upper limit of normal
US FDA	United States Food and Drug Administration
USA	United States of America
VE	vaccine efficacy
vp	viral particles
WHO	World Health Organization
w/v	weight/volume

Appendix H Protocol Amendment History

The Protocol Amendment Summary of Changes [Table](#) for the current amendment is located directly before the Table of Contents.

Amendment 5 (18 January 2021)

This amendment is considered to be substantial based on the criteria set forth in Article 10(a) of Directive 2001/20/EC of the European Parliament and the Council of the European Union.

Overall Rationale for the Amendment:

The principal reason for this amendment was to add an extension to the study to permit evaluation of safety, immunogenicity, and efficacy of 2 doses of AZD1222 administered 8 to 12 weeks apart to adults and adolescents. The extended dosing interval is supported by enhanced immunogenicity data, as well as a high level of protection (VE 73%) against COVID-19 demonstrated from a single dose (COVID-19 Vaccine AstraZeneca SmPC 2021). Adolescents have been added to the study population to generate valuable data on safety and immunogenicity in this age group.

Note that the new addition to the study was labeled as Part 2 (and included in a separate [Appendix G](#)) and the existing main study and its corresponding substudy and immunogenicity cohort were relabelled as Part 1.

Section # and Name	Description of Change	Brief Rationale	Substantial/ Non-substantial
Title Page, 1.1 Synopsis	Added “and Adolescents” to the title	To generate evidence to lower the indication to persons 12 years of age	Substantial
1.1 Synopsis, 2.1 Study Rationale	Added text to the study rationale regarding adolescents		
1.1 Synopsis, 3 Objectives and Endpoints, Appendix F Overview of Primary and Secondary Efficacy Objectives, Endpoints, and Associated Case Definitions (Table 15)	Removed “in adults \geq 18 years of age” from primary objectives 1-3	To make the objectives applicable to both Part 1 and the newly added Part 2	Non-substantial
	Specified that primary objective 3, secondary objectives 7-8, and exploratory objectives 6-14 apply to both Part 1 and Part 2		
	Added a second endpoint for secondary objective 5 and exploratory objectives 3 and 4	To show efficacy after 1 dose in severe COVID-19 illness	Substantial

Section # and Name	Description of Change	Brief Rationale	Substantial/ Non-substantial
1.1 Synopsis, 1.2 Schema, 1.3 Schedule of Activities 3 Objectives and Endpoints, 4.1 Overall Design, 4.2 Scientific Rationale for Study Design, 4.3 Justification for Dose, 5 Study Population, 6.1.2 Dosing Instructions, 6.3 Measures to Minimize Bias: Randomization and Blinding, 7.1 Discontinuation of study intervention 8 Study Assessments and Procedures, 9 Statistical Considerations, Appendix G Part 2	Added Appendix G to describe the new Part 2 and corresponding Part 2 Substudy. Added cross-references to Appendix G.	To permit evaluation of safety, immunogenicity, and efficacy of 2 doses of AZD1222 administered 8 to 12 weeks apart in adults and adolescents	Substantial
	Relabelled the existing main study and its corresponding substudy and immunogenicity cohort as Part 1	For clarity and consistency, given the addition of Part 2	Non-substantial
1.1 Synopsis, 9.2 Sample Size Determination, 9.4 Statistical Analyses	Changed “not seropositive” to “seronegative”	Clarification	Non-substantial
3 Objectives and Endpoints, Appendix G Part 2	Added footnote d to Table 5 to indicate that exploratory endpoint 5 is an exploratory endpoint for Part 1, but a secondary endpoint for Part 2. Included exploratory endpoint 5 for Part 1 as a secondary endpoint for Part 2 in Appendix G	To support efficacy post first dose given the extension of the dosing interval in Part 2	Substantial

Section # and Name	Description of Change	Brief Rationale	Substantial/ Non-substantial
Appendix E Adverse Events of Special Interest (Table 13)	Added additional terms to “immunologic” of multisystem inflammatory syndrome in children and adults and added a new category “respiratory” with term of acute respiratory distress syndrome	To add new Brighton Collaboration case definitions	Non-substantial

Amendment 4 (14 December 2020)

This amendment is considered to be substantial based on the criteria set forth in Article 10(a) of Directive 2001/20/EC of the European Parliament and the Council of the European Union.

Overall Rationale for the Amendment:

The principal reason for this amendment was to incorporate revisions based on FDA feedback and clarifications of study processes. In addition, an immunogenicity cohort was added to expand upon cell-mediated immunity data.

Section # and Name	Description of Change	Brief Rationale	Substantial/ Non-substantial
Title Page	Corrected EudraCT number	Correction	Non-substantial
1.1 Synopsis, 3 Objectives and Endpoints, 9.4.1 General Considerations	Added text to indicate that participants unblinded to treatment assignment prior to having met the criteria for the primary efficacy endpoint will be censored at the date of unblinding.	Clarification	Non-substantial
1.1 Synopsis, 3 Objectives and Endpoints, 9.4.2.2 Secondary Endpoints, Appendix G (Table 15)	Revised the first secondary endpoint	To permit formal statistical comparison and inclusion as key secondary endpoint	Substantial
	Identified the 4 key secondary endpoints (added footnote c)	To indicate these are the endpoints that are multiplicity protected	
1.1 Synopsis, 4.1 Overall Design, 8.5.2.3 Assessment of Mucosal Responses, 8.5.2.4 Assessment of Cell-mediated Immune Response	Added an immunogenicity cohort of approximately 300 participants	To expand upon cell-mediated immunity data	Substantial

Section # and Name	Description of Change	Brief Rationale	Substantial/ Non-substantial
1.1 Synopsis, 4.1 Overall Design, 9.2 Sample Size Determination	Reduced the sample size from 40 000 back to the original number of 30 0000	Based on the efficacy already seen in the pooled analysis from the Oxford studies, and the large outbreak in the United States has increased the attack rate	Substantial
1.1 Synopsis, 9.2 Sample Size Determination	Changed attack rate for primary analysis from 0.6% to 0.8%	Given the reduction in sample size from 40 000 to 30 000	Non-substantial
1.3 Schedule of Activities (Table 2 and Table 3)	Revised Table 2 and Table 3 captions to include “Immunogenicity Cohort”	To address addition of immunogenicity cohort to study	Non-substantial
	Added the collection of PBMCs at Day 180 for substudy and immunogenicity cohort participants to Table 3	To build on data regarding durability of cell-mediated immunity	
	Revised footnote f of Table 3 to indicate that PBMCs will be isolated from up to (instead of approximately) 300 participants in the substudy and approximately 300 participants in the immunogenicity cohort	To include the newly added immunogenicity cohort	
	In Table 3, indicated that assessment of nasal adsorption for SARS-CoV-2 mucosal responses is optional	Clarification	
	In Table 3, indicated that local and systemic predefined solicited AEs apply to the substudy only	Clarification	
1.3 Schedule of Activities (Table 2 and Table 3, footnote c), 6.5.2 Prohibited Concomitant Medications	Added text to indicate that experimental vaccinations, other than AZD1222, for prevention of SARS-CoV-2 or COVID-19 are prohibited. Also, noted that participants who choose to receive a licensed and/or authorized COVID-19 vaccine should inform the Investigator so it can be properly documented and they should be encouraged to continue study conduct.	To exclude experimental vaccinations other than AZD1222 and to allow participants access to emerging standard of care given the rapidly evolving COVID-19 vaccines landscape	Non-substantial

Section # and Name	Description of Change	Brief Rationale	Substantial/ Non-substantial
1.3 Schedule of Activities, 8.5 Human Biological Samples, 8.6.2 Other Study-related Biomarker Research, 8.7 Optional Genomics Initiative Sample, Appendix D	Removed Optional Genomics Initiative assessment	Due to kit build issues during the COVID-19 pandemic and lack of sample tube availability	Non-substantial
4.1 Overall Design, 8.1.1 Monitoring COVID-19 Symptoms	In the COVID-19 Qualifying Symptoms table, revised “must be present for ≥ 2 days” to “must be present for ≥ 2 <u>consecutive</u> days”	Clarification	Non-substantial
5.1 Inclusion Criteria (Table 6)	Under combined hormonal methods, changed “injectable” to “intravaginal”	Correction	Non-substantial
	Revised footnote c to specify that sexual abstinence is considered a highly effective method only if defined as refraining from heterosexual intercourse from <u>28 days prior to Day 1 through 60 days following administration of the second dose of study intervention...</u> (instead of ‘during the entire period of the study’)	Clarification	
5.2 Exclusion Criteria	Added a note to Exclusion Criterion 10 to indicate that the AESIs outlined in Appendix F should be considered when evaluating a participant for this exclusion criterion	The presence of these AESIs may be a safety risk to the participant, affect the ability of the participant to participate in the study, or impair interpretation of the study data	Non-substantial
6.3.3 Procedures for Unblinding	Specified the procedures in the event a study participant is contacted about receiving a licensed and/or authorized COVID-19 vaccine	Clarification provided due to recent Emergency Use Authorizations for COVID-19 vaccines	Non-substantial
6.5.2 Prohibited Concomitant Medications	Clarified that routine vaccinations are permitted (as clinically indicated) 30 days after the second vaccination	Clarification	Non-substantial

Section # and Name	Description of Change	Brief Rationale	Substantial/ Non-substantial
8.1.2 Illness Visits	Added text to indicate that if symptoms persist despite a negative test result, Investigators should provide appropriate clinical follow-up of participants, as clinically indicated	PCR test is not 100% accurate and Investigators need to provide appropriate clinical follow-up of any ill participants	Non-substantial
8.1.3 Severe COVID-19	Revised statement to indicate that the severity of COVID-19 will be evaluated in participants with symptoms of COVID-19 (instead of participants who test positive for SARS-CoV-2 by RT-PCR)	To be consistent with CRF completion guidelines asking sites to complete the endpoint CRF regardless of the local PCR result	Non-substantial
8.3.9.1 Potential Neurological AESIs	Added clarification that the Investigator should evaluate the participant and refer to a neurologist as clinically indicated	Based on Investigator feedback	Non-substantial
9.1 Statistical Hypotheses, 9.4.2.1 Primary Endpoint, 9.4.4 Methods for Multiplicity Control	Specified that if the primary endpoint results of the interim or primary analysis are statistically significant, an additional analysis with 5% alpha will be performed once all participants have completed the first year of follow-up	To evaluate long-term efficacy based on 1 year of follow-up before the final analysis	Substantial
9.3 Populations for Analyses (Table 9)	For Per-protocol analysis set, specified that erroneously-treated participants who receive one dose of active study intervention and one dose of placebo, regardless of the sequence, will be excluded from this analysis set	Clarification	Non-substantial
	For the safety analysis set, specified that a participant who has on one or several occasions received active study intervention is classified as active <u>for all summaries, including summaries by dose</u>	Clarification	

Section # and Name	Description of Change	Brief Rationale	Substantial/ Non-substantial
9.4 Statistical Analyses	Added text to indicate when unblinding of personnel involved in the analyses of the study may occur	Clarification for timing of Sponsor unblinding	Non-substantial
9.4.2.1 Primary Endpoint, 9.5 Interim Analyses	Changed “not seropositive” to “seronegative”	Clarification	Non-substantial
9.4.3.1 Primary Endpoints	Clarified that AE analyses will include intercurrent events for safety due to potential unblinding of participants for administration of licensed and/or approved SARS-CoV-2 or COVID-19 vaccine	Clarification	Non-substantial
9.4.4 Methods for Multiplicity Control	Revised to indicate how the primary efficacy endpoints and 4 key secondary endpoints will be assessed	To address the Agency’s request for having a secondary endpoint testing strategy	Substantial

Amendment 3 (26 October 2020)

This amendment is considered to be substantial based on the criteria set forth in Article 10(a) of Directive 2001/20/EC of the European Parliament and the Council of the European Union.

Overall Rationale for the Amendment:

The principal reason for this amendment was to expand AESI evaluation and oversight. Other key revisions included updating the AZD1222 safety profile, increasing the sample size, extending the beyond-use-date for the study intervention, and specifying that the substudy will only be conducted in the USA.

Section # and Name	Description of Change	Brief Rationale	Substantial/ Non-substantial
Title Page	Added ClinicalTrials.gov and EudraCT numbers	To align with updated information	Non-substantial
1.1 Synopsis	Updated Objectives and Endpoints, Overall Design, Number of Participants, Statistical Methods	To align with edits in the protocol body	Non-substantial

Section # and Name	Description of Change	Brief Rationale	Substantial/ Non-substantial
1.2 Schema, Figure 1 Study Design	Noted that the substudy will only be conducted in the USA	Due to logistical issues	Non-substantial
1.3 Schedule of Activities, Table 2	Extended Day 29 visit window from ± 3 days to -3 to + 7 days	To provide greater scheduling flexibility to sites and participants	Non-substantial
1.3 Schedule of Activities, Table 3	<ul style="list-style-type: none"> a) Noted that the substudy will only be conducted in the USA b) Extended Day 29 visit window from ± 3 days to -3 to + 7 days c) For participants who received the first dose between 28 August 2020 and 06 September 2020, extended the window for receiving the second dose 	<ul style="list-style-type: none"> a) Due to logistical issues b) To provide greater scheduling flexibility to sites and participants c) To accommodate receipt of the second dose of study intervention for participants who received their first dose prior to the clinical hold 	Non-substantial
1.3 Schedule of Activities, Table 4	<ul style="list-style-type: none"> a) Broadened optional saliva sample collection for viral shedding to all non-USA sites b) Noted that PBMCs will be collected from participants where operationally feasible 	Clarifications due to logistical issues	Non-substantial
2.2 Background	Updated information on the nonclinical and clinical AZD1222 development program	To align with information in the updated AZD1222 IB	Non-substantial
2.3.1 Risk Assessment	Revised important potential risks		Substantial
3 Objectives and Endpoints, Table 5	<ul style="list-style-type: none"> a) Revised estimand description for the primary efficacy endpoint to be conducted in the fully vaccinated analysis set, and added a secondary objective to estimate efficacy in all participants regardless of prior SARS-CoV-2 infection b) Noted that the substudy will only be conducted in the USA 	<ul style="list-style-type: none"> a) To align with the statistical plan b) Due to logistical issues 	Non-substantial

Section # and Name	Description of Change	Brief Rationale	Substantial/ Non-substantial
4.1 Overall Design	<ul style="list-style-type: none"> a) Increased the sample size from 30 000 to 40 000 participants b) For participants who received the first dose between 28 August 2020 and 06 September 2020, extended the window for receiving the second dose c) Noted that the substudy will be conducted only in the USA d) Added a description of the independent Neurological AESI Expert Committee 	<ul style="list-style-type: none"> a) Increased based on updated attack rates and public health emergency b) To accommodate receipt of the second dose of study intervention for participants who received their first dose prior to the clinical hold c) Due to logistical issues d) New committee to provide advice on selected neurological AESIs 	<ul style="list-style-type: none"> a) Substantial b) Non-substantial c) Non-substantial d) Substantial
4.2.1 Rationale for Study Design and Participant Population	Revised enrollment status for Study COV002	Aligned with updated study status	Non-substantial
6.2.1.1 AZD1222, 6.2.1.2 Placebo	Extended the beyond-use-date from 4 hours to 6 hours	To align with revised use hold times based on recent microbial challenge study data	Non-substantial
8.3.9 Adverse Events of Special Interest	Expanded the AESI list and specified that AESIs will be reported to the Sponsor within one day of becoming aware of the event	To permit close monitoring and rapid communication of safety information, and further understanding of the AZD1222 safety profile	Substantial
8.3.9.1 Potential Neurological AESIs	New section for evaluation of potential neurological AESIs	For additional safety monitoring	Substantial
8.5.2.4 Assessment of Cell-mediated Immune Responses	Noted that PBMCs will be collected from participants where operationally feasible	Clarifications due to logistical issues	Non-substantial
8.6.1.2 Assessment of Viral Shedding	Broadened optional saliva sample collection for viral shedding to all non-USA sites		
9.2 Sample Size Determination	Updated to incorporate the increased sample size from 30 000 to 40 000 participants as well as the underlying assumptions	Increased based on updated attack rates and public health emergency	Substantial

Section # and Name	Description of Change	Brief Rationale	Substantial/ Non-substantial
9.3 Populations for Analyses	Added a fully vaccinated analysis set and revised the per-protocol analysis set to be based on participants in the fully vaccinated analysis set	To align with the revised statistical analyses for the primary endpoint	Non-substantial
9.4.1 General Considerations 9.4.2.1 Primary Endpoint 9.4.2.2 Secondary Endpoints	Revised analyses	To align with the current analysis plan	Non-substantial
Appendix A5 Committee Structure	Added a description of the independent Neurological AESI Expert Committee	New committee to provide advice on selected neurological AESIs	Substantial
Appendix F Adverse Events of Special Interest	a) Expanded the AESI list and provided a description of the events b) Added new table listing potential immune-mediated conditions to provide more detail on this new AESI	To permit close monitoring and rapid communication of safety information and further understand the AZD1222 safety profile	Substantial
Appendix G	a) Primary endpoint: Revised to note that the statistical analysis will be conducted in participants with negative serostatus at baseline b) Secondary endpoint evaluating symptomatic COVID-19 per CDC criteria: Revised the case definition to remove a minimum duration for any of the symptoms c) Added a secondary objective to estimate efficacy in all participants regardless of prior SARS-CoV-2 infection	To align with statistical analyses	Non-substantial

Amendment 2 (17 September 2020)

Overall Rationale for the Amendment:

The principal reason for this amendment was to address US FDA feedback to the Investigational New Drug application. Additional changes included statistical revisions per DSMB request and other revisions to provide clarity or correct inadvertent errors. All the changes were considered non-substantial.

Section # and Name	Description of Change	Brief Rationale	Substantial/ Non-substantial
1.1 Synopsis	Updated Objectives and Endpoints, Overall Design, Statistical Methods	To align with edits in the protocol body	Non-substantial
1.3 Schedule of Activities, Table 3	Removed 'at least' to clarify that PBMCs will be isolated from approximately 300 participants	Clarification	Non-substantial
1.3 Schedule of Activities, Table 4	<ul style="list-style-type: none"> a) Added new footnote 'b' to indicate that collection of saliva sample for viral shedding assessment is optional in Chile/Peru and may occur after a feasibility assessment has been completed b) Footnote 'c': removed the requirement for the RT-PCR test to be a rapid test 	<ul style="list-style-type: none"> a) Feasibility of collection of saliva samples in Chile/Peru is underway b) Not a requirement per protocol and provides more flexibility to the sites 	Non-substantial
3 Objectives and Endpoints, Table 5	<ul style="list-style-type: none"> a) Revised definition of intercurrent event b) Revised secondary objective 1 to assess for all SARS-COV-2 infection c) Added an exploratory objective to estimate the efficacy of 2 IM doses of AZD1222 compared to placebo for COVID-19-related deaths d) Added an exploratory objective to estimate the efficacy of AZD1222 compared to placebo for the prevention of COVID-19 following the first dose e) Renumbered exploratory objective 12: removed 'serum' prior to B- and T-cell responses 	<ul style="list-style-type: none"> a) To align with changes in the primary analysis b) To align with analyses c) Per US FDA request d) Per DSMB request e) To correct a misstatement 	Non-substantial

Section # and Name	Description of Change	Brief Rationale	Substantial/ Non-substantial
4.1 Overall Design	Removed requirement to limit initial enrollment to participants 18 to 55 years of age	The US FDA reviewed the accrued data from the ongoing University of Oxford studies and approved enrollment in all age groups prior to enrollment of the first subject.	Non-substantial
6.2.1 Dose Preparation and Administration	Clarified description for use of AZD1222 and placebo within the beyond-use-date	To avoid confusion in the time period from the first needle puncture of the AZD1222 vial or placebo vial/IV bag to dose administration	Non-substantial
6.2.1.1 AZD1222 (Additional change)	Removed specification for a 1 mL syringe to be used for AZD1222 dose preparation	To provide flexibility in dose administration	Non-substantial
6.5 Concomitant Therapy	Specified that all concomitant medication must be recorded in the eCRF	Per US FDA request	Non-substantial
6.5.1 Permitted Concomitant Medications	Clarified the concomitant medications permitted for the treatment of COVID-19 after receiving study intervention	Per US FDA request	Non-substantial
6.5.2 Prohibited Concomitant Medications	<ul style="list-style-type: none"> a) For participants who received a prohibited concomitant medication, described the potential impact on participation in the study, including study withdrawal, discontinuation of study intervention, or evaluability in analysis data sets b) Added immunoglobulins and/or blood product 	<ul style="list-style-type: none"> a) Per US FDA request b) For alignment with exclusion criterion 13 	Non-substantial
7.1 Discontinuation of Study Intervention	<ul style="list-style-type: none"> a) Added new criterion for laboratory-confirmed SARS-CoV-2 infection b) Revised criterion that any allergic reaction related to study intervention, regardless of severity grade, will result in study discontinuation 	<ul style="list-style-type: none"> a) Clarification b) Per US FDA request c) Per US FDA request 	Non-substantial

Section # and Name	Description of Change	Brief Rationale	Substantial/ Non-substantial
	c) Added new criterion for receipt of prohibited concomitant medication that may jeopardize the safety of the participant or interpretation of the data		
8.1.2 Illness Visits	Clarified that home collection requirements include digital health device and Illness e-Diary recordings, and saliva samples	Per US FDA request	Non-substantial
8.1.2.2 Digital Health Device	Described the monitoring protocols for triage and follow-up of alerts from the digital health device	Per US FDA request	Non-substantial
8.5.2.4 Assessment of Cell-mediated Immune Responses	Clarified the number of participants who will provide PBMC samples, ie, approximately 300 in the substudy and from up to approximately the first 3 000 during the Day 1 illness visit	To align with the SoA Table 3 and Table 4	Non-substantial
8.6.1.1 Virologic Assessments (additional change)	Clarified that a validated multiplexed respiratory panel may be utilized to assess the presence of respiratory pathogens	Multiplexed respiratory panel testing is not an absolute requirement	Non-substantial
8.6.1.2 Assessment of Viral Shedding	<ul style="list-style-type: none"> a) Clarified that saliva collection is performed utilizing a Spectrum DNA (SDNA-1000) collection kit b) Removed 'qualitative' to describe the type of shedding assessment c) Added information that collection of saliva sample for viral shedding assessment is optional in Chile/Peru and may occur after a feasibility assessment has been completed 	<ul style="list-style-type: none"> a) Clarification b) Updated due to an assay improvement c) Feasibility of collection of saliva samples in Chile/Peru is underway 	Non-substantial
9 Statistical Considerations 9.1, 9.2, 9.4, 9.4.2.1, 9.4.4, and 9.5	Amended the testing strategy, sample sizing, as well as number of events required for the interim and primary analyses	Per DSMB request	Non-substantial

Section # and Name	Description of Change	Brief Rationale	Substantial/ Non-substantial
9.3 Populations for Analysis, Table 9	Added definition for immunogenicity analysis set	To describe the population to be used for the immunogenicity assessments	Non-substantial
9.4.1 General Considerations	Revised definition of intercurrent event	To align with changes in the primary analysis	Non-substantial
9.4.2 Efficacy	<ul style="list-style-type: none"> a) Added reference to new Appendix G (see description for Appendix G below) b) Added description of an adjudication committee that will review data of potential cases for the COVID-19-related efficacy endpoints 	<ul style="list-style-type: none"> a) Per US FDA request b) To provide clarity on the process for determining cases to be included in the COVID-19-related efficacy evaluations 	Non-substantial
9.4.2.1 Primary Endpoint (additional change)	Clarified a supportive analysis of the primary endpoint	Incorrect statement about censored observations removed	Non-substantial
9.4.2.2 Secondary Endpoints	<ul style="list-style-type: none"> a) Bullet 1: Clarified that the endpoint will assess the proportion of participants who have a post-treatment response (negative at baseline to positive post treatment with study intervention) for SARS-CoV-2 Nucleocapsid antibodies over time b) Bullet 2: Included the endpoint to assess the incidence of SARS-CoV-2 RT-PCR positive symptomatic illness using the CDC criteria c) Bullet 3: Clarified the University of Oxford symptom criteria used to assess the incidence of SARS-CoV-2 RT-PCR positive symptomatic illness d) Specified the analyses for the incidence endpoints, and added a description of the analysis for participants positive for SARS-CoV-2 Nucleocapsid antibodies 	<ul style="list-style-type: none"> a) To align with analyses b) Corrected an inadvertent omission c) Per US FDA request d) Clarification 	Non-substantial

Section # and Name	Description of Change	Brief Rationale	Substantial/ Non-substantial
Appendix A5 Committee Structure	Added description of an adjudication committee that will review data of potential cases for the COVID-19-related efficacy endpoints	To provide clarity on the process for determining cases to be included in the COVID-19-related efficacy evaluations	
Appendix G Overview of Primary and Secondary Efficacy Objectives, Endpoints, and Associated Case Definitions	New overview table presenting the primary and secondary efficacy objectives, endpoints, and associated case definitions	Per US FDA request	Non-substantial
Appendix I Protocol Amendment History	Moved summary of changes for Protocol Amendment 1 to this new appendix	Per protocol template	Non-substantial

CDC = Centers for Disease Control and Prevention; COVID-19 = coronavirus disease 2019; eCRF = electronic case report form; DSMB = Data Safety Monitoring Board; e-Diary = electronic diary; IM = intramuscular; NP = nasopharyngeal; PBMC = peripheral blood mononuclear cell; RT-PCR = reverse transcriptase polymerase chain reaction; SARS-CoV-2 = severe acute respiratory syndrome-coronavirus 2; SoA = schedule of activities; US FDA = United States Food and Drug Administration.

Amendment 1 (10 August 2020)

Overall Rationale for the Amendment:

Section # and Name	Description of Change	Brief Rationale	Substantial/ Non-substantial
1.1 Synopsis	Updated Objectives and Endpoints, Overall Design, and Statistical Methods	To align with edits in main body	Non-substantial
1.2 Schema	Revised the footnote to identify the number of randomized participants in each age group to participate in the substudy	To identify by age group the 3 000 randomized participants who will participate in the substudy	Non-substantial
1.3 Schedule of Activities Table 2 Treatment and Follow-up Period - Main Study	Added assessment for recording any concomitant medication administered for the treatment of an SAE, MAAE, or AESI from Day 90 through Day 730	To support evaluation of SAEs, MAAEs, or AESIs	Non-substantial
1.3 Schedule of Activities Table 3 Treatment and Follow-up Period - Substudy	a) Added assessment for recording any concomitant medication administered for the treatment of an SAE, MAAE, or AESI from Day 90 through Day 730	a) To support evaluation of SAEs, MAAEs, or AESIs b) To help ensure PBMCs can be collected in	Non-substantial

Section # and Name	Description of Change	Brief Rationale	Substantial/ Non-substantial
	b) Footnote d: identified that 'at least 300' participants in the substudy can have PBMCs collected	participants across age groups	
2.2 Background	a) Corrected the study number for the University of Oxford South African clinical study b) Updated preliminary clinical data from Study COV001 and Study COV002	To align with: a) The study number correction made by the University of Oxford b) The updated AZD1222 IB, Edition 1.1	Non-substantial
2.3.1 Risk Assessment	Updated common solicited AE information	To align with the updated AZD1222 IB, Edition 1.1	Non-substantial
3 Objectives and Endpoints	a) Clarified that secondary objective 6 is performed in substudy and illness visits only b) Footnote a: identified the number of randomized participants in each age group to participate in the substudy	a) Humoral responses to AZD1222 are not required for main study participants b) To identify by age group the 3 000 randomized participants who will participate in the substudy	Non-substantial
4.1 Overall Design	a) Clarified that enrollment will begin with participants 18 to 55 years of age, followed by older age groups after FDA review of accruing clinical data b) Identified the number of randomized participants in each age group to participate in the substudy	a) To provide for review of immunogenicity data in older subjects prior to enrollment' b) To identify by age group the 3 000 randomized participants who will participate in the substudy	Non-substantial
4.2.1 Rationale for Study Design and Participant Population	Updated the number of participants 56 to 69 and ≥ 70 years of age anticipated to have received AZD1222 at time of study initiation	To align with updated study status	Non-substantial
5.1 Inclusion Criteria	Corrected number formatting to separate Criteria 3 and 4	Inclusion criterion 4 was erroneously included under inclusion criterion 3	Non-substantial

Section # and Name	Description of Change	Brief Rationale	Substantial/ Non-substantial
5.2 Exclusion Criteria	a) Clarified Criterion 2 to include participants with any other demyelinating condition b) Clarified Criterion 6 to state ≥ 20 mg per day vs ≥ 20 mg/kg/day of prednisone	Per NIH request Correct typographical error	Non-substantial
6.1.2 Dosing Instructions	Deleted instructions to cover the injection site with a sterile dressing	Erroneously included in original protocol	Non-substantial
6.2.1 Dose Preparation and Administration; 6.2.1.1 AZD1222 6.2.1.2 Placebo	Clarified that AZD1222 and placebo doses drawn into syringes for administration must be administered according to the beyond-use-date of the vial or IV bag	To align with the beyond-use-date of the vial or IV bag as AZD1222 and placebo do not contain preservatives	Non-substantial
7.2 Participant Withdrawal from the Study	Clarified that all collected samples will be destroyed if the participant withdraws consent for use of existing samples	To align with current process	Non-substantial
8.1.1 Monitoring COVID-19 Symptoms	Clarified that investigator judgement should be used when determining which participants should initiate illness visits during the 7 days following administration of each dose of study intervention	To help ensure that qualifying symptoms for illness visits are due to potential infection with SARS-CoV-2 and not to reactogenicity of the study intervention	Non-substantial
8.1.2.2 Digital Health Device	Clarified that the monitoring team will receive and triage alerts associated with participants' digital health device data rather than the investigator	To align with current process	Non-substantial
9.1 Statistical Hypotheses 9.4.2.1 Primary Endpoint 9.4.4 Methods for Multiplicity Control 9.5 Interim Analyses	Clarified the statistical significance for determining vaccine efficacy	To add greater detail to the statistical analysis approach for the primary estimand	Non-substantial
9.4 Statistical Analyses	Clarified that the SAP will be approved prior to the interim analysis vs the primary analysis	Per standard practice	Non-substantial

Section # and Name	Description of Change	Brief Rationale	Substantial/ Non-substantial
Appendix A 5 Committee Structure	Added criteria for pausing the study for DSMB review	To ensure safety oversight	Non-substantial
Appendix E Toxicity Grading Scales for Solicited Adverse Events			
Table 11 Clinical Abnormalities: Vital Signs	Revised the temperature range for fever	To align with definition of fever throughout the main body	Non-substantial
Table 12 Clinical Abnormalities: Systemic	Added information for assessing severity grade of chills and deleted diarrhea	To align with solicited adverse events being collected, which includes chills but not diarrhea	Non-substantial

AESI = adverse event of special interest; MAAE = medically attended adverse event; NIH = National Institutes of Health; SAE = serious adverse event; SAP = Statistical Analysis Plan.

11 REFERENCES

CDC. (Centers for Disease Control and Prevention). Coronavirus Disease 2019 (COVID-19), Symptoms of Coronavirus. <https://www.cdc.gov/coronavirus/2019-ncov/symptoms-testing/symptoms.html>. Published 2020. Accessed 01 July 2020.

FDA. (Food and Drug Administration). Guidance for Industry. Toxicity grading scale for healthy adult and adolescent volunteers enrolled in preventive vaccine clinical trials. . <https://www.fda.gov/media/73679/download>. Published 2007. Accessed 20 June 2020.

Folegatti PM, Bittaye M, Flaxman A, Lopez FR, Bellamy D, Kupke A et al. Safety and immunogenicity of a candidate Middle East respiratory syndrome coronavirus viral-vectored vaccine: a dose-escalation, open-label, non-randomised, uncontrolled, Phase 1 trial. *Lancet Infect Dis*. 2020a;20(7):816-26.

Folegatti PM, Ewer KJ, Aley PK, Angus B, Becker S, Belij-Rammerstorfer S et al. Safety and immunogenicity of the ChAdOx1 nCoV-19 vaccine against SARS-CoV-2: a preliminary report of a phase 1/2, single-blind, randomised controlled trial. *Lancet*. 2020b;S0140-6736(20):31604-4.

Graham SP, McLean RK, Spencer AJ, Belij-Rammerstorfer S, Wright D, Ulaszewska M et al. Evaluation of the immunogenicity of prime-boost vaccination with the replication-deficient viral vectored COVID-19 vaccine candidate ChAdOx1 nCoV-19. *npj Vaccines*. 2020;5(1):69.

Lambert P-H, Ambrosino DM, Andersen SR, Baric RS, Black SB, Chen RT et al. Consensus summary report for CEPI/BC March 12–13, 2020 meeting: Assessment of risk of disease enhancement with COVID-19 vaccines. *Vaccine*. 2020;38(31):4783-91.

Li F. Structure, Function, and Evolution of Coronavirus Spike Proteins. *Annu Rev Virol*. 2016;3(1):237-61.

Lu R, Zhao X, Li J, Niu P, Yang B, Wu H et al. Genomic characterisation and epidemiology of 2019 novel coronavirus: implications for virus origins and receptor binding. *Lancet*. 2020;395(10224):565-74.

NIH. (National Institutes of Health). Guidelines for the use of antiretroviral agents in adults and adolescents with HIV. <https://aidsinfo.nih.gov/guidelines>. Published 2020. Accessed 10 August 2020.

Rajão DS, Chen H, Perez DR, Sandbulte MR, Gauger PC, Loving CL et al. Vaccine-associated enhanced respiratory disease is influenced by haemagglutinin and neuraminidase in whole inactivated influenza virus vaccines. *The Journal of general virology*. 2016;97(7):1489-99.

Rovira À, Wattjes MP, Tintoré M, Tur C, Yousry TA, Sormani MP et al. MAGNIMS consensus guidelines on the use of MRI in multiple sclerosis—clinical implementation in the diagnostic process. *Nature Reviews Neurology*. 2015;11(8):471-82.

Schmitt-Thompson. Clinical Content. COVID-19 Resources. 2020. <https://www.stcc-triange.com/covid-19-resources>. Published 2020. Accessed 01 September 2020.

SPEAC. (Safety Platform for Emergency Vaccines) D2.3 Priority list of adverse events of special interest: COVID-19. Work Package: WP2 Standards and Tools. v1.1. 05 March 2020. https://media.tghn.org/articles/COVID-19_AESIs_SPEAC_V1.1_5Mar2020.pdf. Published 2020. Accessed 14 June 2020.

van Doremalen N, Lambe T, Spencer A, Belij-Rammerstorfer S, Purushotham JN, Port JR et al. ChAdOx1 nCoV-19 vaccine prevents SARS-CoV-2 pneumonia in rhesus macaques. *Nature* [Internet]. 2020 30 July 2020 [cited Access Date]. Available from: <https://doi.org/10.1038/s41586-020-2608-y>.

Waldrop G, Doherty M, Vitoria M, Ford N. Stable patients and patients with advanced disease: consensus definitions to support sustained scale up of antiretroviral therapy. *Tropical medicine & international health : TM & IH*. 2016;21(9):1124-30.

WHO. (World Health Organization) COVID-19 weekly epidemiological update. 18 October 2020. https://www.who.int/docs/default-source/coronaviruse/situation-reports/20201020-weekly-epi-update-10.pdf?sfvrsn=58786643_26&download=true. Published 2020. Accessed 23 October 2020.

Zhou P, Yang X-L, Wang X-G, Hu B, Zhang L, Zhang W et al. A pneumonia outbreak associated with a new coronavirus of probable bat origin. *Nature*. 2020.

Zhu N, Zhang D, Wang W, Li X, Yang B, Song J et al. A novel coronavirus from patients with pneumonia in China, 2019. *N Engl J Med*. 2020;382(8):727-33.

Zou G. A modified poisson regression approach to prospective studies with binary data. *Am J Epidemiol*. 2004;159(7):702-6.

SIGNATURE PAGE

This is a representation of an electronic record that was signed electronically and this page is the manifestation of the electronic signature

Document Name: d8110c00001-csp-amendment-6		
Document Title:	D8110C00001 Clinical Study Protocol Amendment 6	
Document ID:	Doc ID-004315165	
Version Label:	9.0 CURRENT LATEST APPROVED	
Server Date (dd-MMM-yyyy HH:mm 'UTC'Z)	Signed by	Meaning of Signature
22-Feb-2021 20:22 UTC	PPD [REDACTED]	Content Approval
19-Feb-2021 15:52 UTC	PPD [REDACTED]	Content Approval
22-Feb-2021 18:48 UTC	PPD [REDACTED]	Content Approval
19-Feb-2021 16:45 UTC	PPD [REDACTED]	Content Approval

Notes: (1) Document details as stored in ANGEL, an AstraZeneca document management system.

Clinical Study Protocol	
Study Intervention	AZD1222
Study Code	D8110C00001
Version	Amendment 7
Date	29 March 2021

TITLE PAGE

A Phase III Randomized, Double-blind, Placebo-controlled Multicenter Study in Adults to Determine the Safety, Efficacy, and Immunogenicity of AZD1222, a Non-replicating ChAdOx1 Vector Vaccine, for the Prevention of COVID-19

Sponsor Name:	AstraZeneca AB
Legal Registered Address:	151 85 Södertälje, Sweden
Regulatory Agency Identifier Number(s):	IND number 23522 NCT04516746 EudraCT number 2020-005226-28

This Clinical Study Protocol has been subject to a peer review according to AstraZeneca Standard procedures. The Clinical Study Protocol is publicly registered and the results are disclosed and/or published according to the AstraZeneca Global Policy on Bioethics and in compliance with prevailing laws and regulations.

Protocol Number: D8110C00001

Amendment Number: 7

Study Intervention: AZD1222

Study Phase: III

Short Title: Phase III Double-blind, Placebo-controlled Study of AZD1222 for the Prevention of COVID-19 in Adults

Study Physician Name and Contact Information will be provided separately

USA Coordinating Investigators: Ann Falsey, MD
University of Rochester School of Medicine
Rochester, NY

Magda Sobieszczyk, MD
Columbia University
New York, NY

PROTOCOL AMENDMENT SUMMARY OF CHANGES TABLE

DOCUMENT HISTORY	
Document	Date
Amendment 7	29 March 2021
Amendment 6	19 February 2021
Amendment 5	18 January 2021
Amendment 4	14 December 2020
Amendment 3	26 October 2020
Amendment 2	17 September 2020
Amendment 1	10 August 2020
Original Protocol	15 July 2020

Amendment 7 (29 March 2021)

This amendment is considered to be substantial based on the criteria set forth in Article 10(a) of Directive 2001/20/EC of the European Parliament and the Council of the European Union.

Overall Rationale for the Amendment:

The principal reason for this amendment was to add an unblinded phase with an open-label dosing option (Part B) to the study, to allow participants still blinded as to their original treatment assignment (AZD1222 or placebo) to be unblinded, so that those who previously received 1 or 2 doses of placebo or only 1 dose of AZD1222 can be offered open-label dosing of AZD1222. Unblinding will occur at the time of either the EUA being granted or in response to a specific request from any regulatory agency to unblind the study and offer active dosing to placebo participants.

Section # and Name	Description of Change	Brief Rationale	Substantial/ Non-substantial
1.1 Synopsis, 1.2 Schema (Figure 2), 1.3 Schedule of Activities (Table 5), 4.1 Overall Design, 6.1.2 Dosing Instructions, 6.3.3 Procedures for Unblinding, 7.1 Discontinuation of Study Intervention	Revised these sections to reflect the addition of an unblinded phase with an open-label dosing option (Part B). The original randomized, double-blind part of the study was labeled as Part A.	To allow participants still blinded as to their original treatment assignment (AZD1222 or placebo) to be unblinded so that those who previously received 1 or 2 doses of placebo or only 1 dose of AZD1222 can be offered open-label dosing of AZD1222	Substantial
3 Objectives and Endpoints	Added additional exploratory objectives (15-17)	Additional exploratory objectives added for safety and efficacy data	Non-substantial
7.2 Participant Withdrawal from the Study	Added text regarding the use of samples in case of withdrawal of samples	To align the protocol with the informed consent form	Non-substantial
8.1.2.2 Digital Health Device, 8.1.2.3 Illness e-Diary	Specified that a digital health device and illness e-diary will not be used in participants found to be SARS-CoV-2 negative at the Day 1 illness visit	For clarity	Non-substantial

Section # and Name	Description of Change	Brief Rationale	Substantial/ Non-substantial
8.3.2 Follow-up of AEs and SAEs, 9.4.3.1 Primary Endpoints, Appendix B2 Definition of Serious Adverse Events	Noted that a “revised” version of the toxicity grading scale from US FDA guidance for healthy volunteers enrolled in a preventive vaccine clinical study was utilized for all unsolicited events with an assigned severity grading including Grade 5	Correction	Non-substantial
9.1 Statistical Considerations, 9.4.2.1 Primary Endpoint, 9.4.4 Methods for Multiplicity Control	Added clarification that nominal 5% alpha level to be used for primary analysis in the event that the interim analysis is statistically significant and meets the success criteria	Clarification	Non-substantial
9.4.2.3 Exploratory Endpoints	Added details for the analysis of additional exploratory objects (15-17)	Additional exploratory objectives added for safety and efficacy data	Non-substantial
Appendix D (Table 12 and Table 13)	Table 12: Added footnote b to indicate that Grade 4 vital signs other than fever are reported as adverse events Table 13: Added footnote a to indicate that fatal systemic illness events should be reported as Grade 5	For clarity	Non-substantial

TABLE OF CONTENTS

TITLE PAGE.....	1
PROTOCOL AMENDMENT SUMMARY OF CHANGES TABLE.....	3
TABLE OF CONTENTS	6
1 PROTOCOL SUMMARY	11
1.1 Synopsis.....	11
1.2 Schema.....	17
1.3 Schedule of Activities.....	18
2 INTRODUCTION	28
2.1 Study Rationale.....	28
2.2 Background.....	28
2.3 Benefit/Risk Assessment	30
2.3.1 Risk Assessment	31
2.3.2 Benefit Assessment.....	31
2.3.3 Overall Benefit: Risk Conclusion.....	31
3 OBJECTIVES AND ENDPOINTS.....	31
4 STUDY DESIGN	35
4.1 Overall Design	35
4.2 Scientific Rationale for Study Design	39
4.2.1 Rationale for Study Design and Participant Population	39
4.2.2 Rationale for Study Endpoints.....	40
4.3 Justification for Dose.....	40
4.4 End of Study Definition.....	41
5 STUDY POPULATION	42
5.1 Inclusion Criteria	42
5.2 Exclusion Criteria	44
5.3 Lifestyle Considerations	45
5.4 Screen Failures	45
6 STUDY INTERVENTION	46
6.1 Study Interventions Administered	46
6.1.1 Investigational Products	46
6.1.2 Dosing Instructions.....	47
6.2 Preparation/Handling/Storage/Accountability.....	47
6.2.1 Dose Preparation and Administration.....	48
6.2.1.1 AZD1222	48
6.2.1.2 Placebo.....	48
6.3 Measures to Minimize Bias: Randomization and Blinding.....	48
6.3.1 Randomization.....	48

6.3.2	Blinding	49
6.3.3	Procedures for Unblinding.....	49
6.4	Study Intervention Compliance	50
6.5	Concomitant Therapy	50
6.5.1	Permitted Concomitant Medications	51
6.5.2	Prohibited Concomitant Medications	51
6.6	Dose Modification	52
6.7	Intervention After the End of the Study	52
7	DISCONTINUATION OF STUDY INTERVENTION AND PARTICIPANT DISCONTINUATION/WITHDRAWAL	52
7.1	Discontinuation of Study Intervention	52
7.1.1	Study Suspension or Termination.....	53
7.2	Participant Withdrawal from the Study	53
7.3	Lost to Follow-up	53
8	STUDY ASSESSMENTS AND PROCEDURES	54
8.1	Efficacy Assessments	54
8.1.1	Monitoring COVID-19 Symptoms.....	54
8.1.2	Illness Visits	55
8.1.2.1	SARS-CoV-2 Testing and Other Virology Assessments	56
8.1.2.2	Digital Health Device	56
8.1.2.3	Illness e-Diary.....	57
8.1.3	Severe COVID-19	58
8.1.4	Medical Notes Review.....	58
8.1.5	Monitoring for Asymptomatic Infection	59
8.2	Safety Assessments.....	59
8.2.1	Physical Examinations.....	59
8.2.2	Vital Signs	59
8.2.3	Clinical Laboratory Assessments	59
8.3	Adverse Events and Serious Adverse Events	60
8.3.1	Time Period and Frequency for Collecting AE and SAE Information.....	60
8.3.2	Follow-up of AEs and SAEs	61
8.3.3	Causality Collection	62
8.3.4	Adverse Events Based on Signs and Symptoms	62
8.3.5	Adverse Events Based on Examinations and Tests	62
8.3.6	Hy’s Law	62
8.3.7	Solicited Adverse Events (Only for Substudy).....	63
8.3.8	Medically Attended Adverse Events	64
8.3.9	Adverse Events of Special Interest.....	64
8.3.9.1	Potential Neurological AESIs.....	64
8.3.10	Reporting of Serious Adverse Events.....	67
8.3.11	Pregnancy	67
8.3.11.1	Maternal Exposure.....	67
8.3.12	Medication Error.....	68

8.3.13	Medical Device Deficiencies	68
8.4	Overdose	69
8.5	Human Biological Samples	69
8.5.1	Pharmacokinetics	69
8.5.2	Immunogenicity Assessments	70
8.5.2.1	SARS-CoV-2 Serology Assessments	70
8.5.2.2	SARS-CoV-2 Neutralizing Antibody Assessments	70
8.5.2.3	Assessment of Mucosal Responses	70
8.5.2.4	Assessment of Cell-mediated Immune Responses	70
8.5.2.5	Additional Serum Immunogenicity	71
8.5.3	Pharmacodynamics	71
8.6	Human Biological Sample Biomarkers	71
8.6.1	Collection of Mandatory Samples for Biomarker Analysis	71
8.6.1.1	Virologic Assessments	71
8.6.1.2	Assessment of Viral Shedding	72
8.6.2	Other Study-related Biomarker Research	72
8.7	Optional Genomics Initiative Sample	72
8.8	Medical Resource Utilization and Health Economics	72
9	STATISTICAL CONSIDERATIONS	72
9.1	Statistical Hypotheses	72
9.2	Sample Size Determination	73
9.3	Populations for Analyses	74
9.4	Statistical Analyses	75
9.4.1	General Considerations	76
9.4.2	Efficacy	77
9.4.2.1	Primary Endpoint	77
9.4.2.2	Secondary Endpoints	79
9.4.2.3	Exploratory Endpoints	81
9.4.3	Safety	81
9.4.3.1	Primary Endpoints	81
9.4.3.2	Other Safety Endpoints	82
9.4.4	Methods for Multiplicity Control	82
9.4.5	Sensitivity Analyses	84
9.4.6	Subgroup Analyses	84
9.5	Interim Analyses	84
9.6	Data Safety Monitoring Committee	84
10	SUPPORTING DOCUMENTATION AND OPERATIONAL CONSIDERATIONS	84
11	REFERENCES	135

LIST OF FIGURES

Figure 1	Study Design	17
Figure 2	Study Flow Chart	18
Figure 3	Neurology Testing Algorithm	66

LIST OF TABLES

Table 1	Schedule of Activities: Screening Period.....	19
Table 2	Schedule of Activities: Treatment and Follow-up Period – Main Study (Excluding Substudy and Immunogenicity Cohort Participants).....	20
Table 3	Schedule of Activities: Treatment and Follow-up Period – Substudy and Immunogenicity Cohort (USA Participants Only).....	22
Table 4	Schedule of Activities: Illness Visits (Participants with Qualifying Clinical Symptoms).....	25
Table 5	Supplemental Schedule of Activities: Treatment and Follow-up Period for Open-label Dosing of AZD1222	27
Table 6	Objectives and Endpoints.....	31
Table 7	Highly Effective Methods of Contraception	43
Table 8	Investigational Products	46
Table 9	List of Predefined Solicited Adverse Events for Reactogenicity Assessment.....	63
Table 10	Populations for Analysis	74
Table 11	Tables for Clinical Abnormalities: Local Reactions to Injectable Product.....	98
Table 12	Tables for Clinical Abnormalities: Vital Signs	99
Table 13	Tables for Clinical Abnormalities: Systemic (General or Illness)	100
Table 14	Adverse Events of Special Interest	101
Table 15	List of Potential Immune-mediated Medical Conditions	102
Table 16	Overview of Primary and Secondary Efficacy Objectives, Endpoints, and Associated Case Definitions	106

LIST OF APPENDICES

Appendix A	Regulatory, Ethical, and Study Oversight Considerations	85
Appendix B	Adverse Events: Definitions and Procedures for Recording, Evaluating, Follow-up, and Reporting	91

Appendix C	Handling of Human Biological Samples.....	95
Appendix D	Toxicity Grading Scales for Solicited Adverse Events.....	97
Appendix E	Adverse Events of Special Interest	101
Appendix F	Overview of Primary and Secondary Efficacy Objectives, Endpoints, and Associated Case Definitions	105
Appendix G	Abbreviations	113
Appendix H	Protocol Amendment History	115

1 PROTOCOL SUMMARY

1.1 Synopsis

Protocol Title: A Phase III Randomized, Double-blind, Placebo-controlled Multicenter Study in Adults to Determine the Safety, Efficacy, and Immunogenicity of AZD1222, a Non-replicating ChAdOx1 Vector Vaccine, for the Prevention of COVID-19

Short Title: Phase III Double-blind, Placebo-controlled Study of AZD1222 for the Prevention of COVID-19 in Adults

Rationale: The aim of the study is to assess the safety, efficacy, and immunogenicity of AZD1222 for the prevention of COVID-19. The COVID-19 pandemic has caused major disruption to healthcare systems with significant socioeconomic impacts. Currently, there are no specific treatments available against COVID-19 and accelerated vaccine development is urgently needed. A safe and effective vaccine for COVID-19 prevention would have significant public health impact.

Objectives and Endpoints

Objective ^a	Estimand ^b Description/Endpoint
PRIMARY	
1 To estimate the efficacy of 2 IM doses of AZD1222 compared to saline placebo for the prevention of COVID-19	Population: Fully vaccinated analysis set
	Endpoint: A binary response, whereby a participant with negative serostatus at baseline is defined as a COVID-19 case if their first case of SARS-CoV-2 RT-PCR-positive symptomatic illness occurs \geq 15 days post second dose of study intervention. Otherwise, a participant is not defined as a COVID-19 case.
	Intercurrent events: For participants who withdraw from the study prior to having met the criteria for the primary efficacy endpoint, absence of data following these participants' withdrawal will be treated as missing (ie, counted as not having met the criteria); participants who withdraw before 15 days post second dose or who have a case prior to 15 days post second dose will be excluded from primary endpoint analysis. Participants unblinded to treatment assignment prior to having met the criteria for the primary efficacy endpoint will be censored at the date of unblinding.
	Summary measure: VE, calculated as 1-relative risk. (Relative risk is the incidence in the vaccine group relative to the incidence in the control group.)

Objective ^a	Estimand ^b Description/Endpoint
2 To assess the safety and tolerability of 2 IM doses of AZD1222 compared to saline placebo	a) Incidence of AEs for 28 days post each dose of study intervention
	b) Incidence of SAEs, MAAEs, and AESIs from Day 1 post treatment through Day 730
3 To assess the reactogenicity of 2 IM doses of AZD1222 compared to saline placebo (Substudy only)	Incidence of local and systemic solicited AEs for 7 days post each dose of study intervention
SECONDARY	
1 To estimate the efficacy of 2 IM doses of AZD1222 compared to saline placebo for the prevention of SARS-CoV-2 infection	The incidence of the first post-treatment response (negative at baseline to positive post treatment with study intervention) for SARS-CoV-2 Nucleocapsid antibodies occurring ≥ 15 days post second dose of study intervention ^c
2 To estimate the efficacy of 2 IM doses of AZD1222 compared to saline placebo for the prevention of symptomatic COVID-19 using CDC criteria	The incidence of the first case of SARS-CoV-2 RT-PCR-positive symptomatic illness occurring ≥ 15 days post second dose of study intervention using CDC criteria
3 To estimate the efficacy of 2 IM doses of AZD1222 compared to saline placebo for the prevention of University of Oxford-defined symptomatic COVID-19	The incidence of the first case of SARS-CoV-2 RT-PCR-positive symptomatic illness occurring ≥ 15 days post second dose of study intervention using University of Oxford-defined symptom criteria
4 To estimate the efficacy of 2 IM doses of AZD1222 compared to saline placebo in the prevention of COVID-19 in all study participants, regardless of evidence of prior SARS-CoV-2 infection	The incidence of the first case of SARS-CoV-2 RT-PCR-positive symptomatic illness occurring ≥ 15 days post second dose of study intervention regardless of evidence of prior SARS-CoV-2 infection ^c
5 To estimate the efficacy of 2 IM doses of AZD1222 compared to saline placebo for the prevention of severe or critical symptomatic COVID-19	a) The incidence of SARS-CoV-2 RT-PCR-positive severe or critical symptomatic illness occurring ≥ 15 days post second dose of study intervention ^c
	b) The incidence of SARS-CoV-2 RT-PCR-positive severe or critical symptomatic illness occurring post first dose of study intervention
6 To estimate the efficacy of 2 IM doses of AZD1222 compared to saline placebo for the prevention of COVID-19-related Emergency Department visits	The incidence of COVID-19-related Emergency Department visits occurring ≥ 15 days post second dose of study intervention ^c
7 To assess antibody responses to AZD1222 S antigen following 2 IM doses of AZD1222 or saline placebo (Substudy and Illness Visits only)	a) Post-treatment GMTs and GMFRs from day of dosing baseline value to 28 days post each dose in SARS-CoV-2 S, RBD antibodies (MSD serology assay)
	b) The proportion of participants who have a post-treatment seroresponse (≥ 4 -fold rise in titers from day of dosing baseline value to 28 days post each dose) to the S, RBD antigens of AZD1222 (MSD serology assay)

Objective ^a	Estimand ^b Description/Endpoint
<p>8 To determine anti-SARS-CoV-2 neutralizing antibody levels in serum following 2 IM doses of AZD1222 or saline placebo (Substudy and Illness Visits only)</p>	<p>a) Post-treatment GMTs and GMFRs from day of dosing baseline value to 28 days post each dose in SARS-CoV-2 neutralizing antibodies (wild-type assay or pseudo-neutralization assay) b) Proportion of participants who have a post-treatment seroresponse (\geq 4-fold rise in titers from day of dosing baseline value to 28 days post each dose) to AZD1222 as measured by SARS-CoV-2 neutralizing antibodies (wild-type assay or pseudo-neutralization assay)</p>
<p>9 To estimate the efficacy of AZD1222 compared to saline placebo for the prevention of COVID-19 following the first dose</p>	<p>The incidence of SARS-CoV-2 RT-PCR-positive symptomatic illness occurring post first dose of study intervention</p>

^a Substudy: The substudy will be conducted only in the USA. The first participants randomized in each age group in the USA, including 1 500 participants 18 to 55 years of age, 750 participants 56 to 69 years of age, and 750 participants \geq 70 years of age, will also participate in a substudy assessing the reactogenicity and immunogenicity of AZD1222.

Illness Visits: Participants who present with qualifying symptoms will be tested for SARS-CoV-2 and if positive, will complete illness visits.

^b Estimand is the target of estimation to address the scientific question of interest posed by the primary objective. Attributes of an estimand include the population of interest, the variable (or endpoint) of interest, the specification of how intercurrent events are reflected in the scientific question of interest, and the population-level summary for the variable.

^c Key secondary endpoint.

AE = adverse event; AESI = adverse event of special interest; CDC = Centers for Disease Control and Prevention; COVID-19 = coronavirus disease 2019; GMFR = geometric mean fold rise; GMT = geometric mean titer; IFN- γ = interferon-gamma; IM = intramuscular; MAAE = medically attended adverse event; MSD = Meso Scale Discovery; RT-PCR = reverse transcriptase polymerase chain reaction; RBD = receptor binding domain; S = Spike; SAE = serious adverse event; SARS-CoV-2 = severe acute respiratory syndrome-coronavirus-2; USA = United States of America; VE = vaccine efficacy.

For exploratory objectives, see Section 3.

Overall Design: D8110C00001 is a Phase III study that comprises 2 parts. Part A is the randomized, double-blind, placebo-controlled, multicenter phase of the study assessing the safety, efficacy, and immunogenicity of AZD1222 compared to saline placebo for the prevention of COVID-19. Part B is the unblinded phase of the study with an open-label dosing option. Unblinding will occur at the time of either the EUA being granted or in response to a specific request from any regulatory agency to unblind the study and offer active dosing to placebo participants. Approximately 150 sites globally will participate in this study.

Participants will be adults \geq 18 years of age who are healthy or have medically-stable chronic diseases, and are at increased risk for SARS-CoV-2 acquisition and COVID-19.

Part A: Randomized, Double-blinded Phase

In Part A, approximately 30 000 participants will be randomized in a 2:1 ratio to receive 2 IM doses of either 5×10^{10} vp (nominal, $\pm 1.5 \times 10^{10}$ vp) AZD1222 (n = approximately 20 000)

or saline placebo (n = approximately 10 000) 4 weeks apart, on Days 1 and 29. Randomization will be stratified by age (≥ 18 to < 65 years, and ≥ 65 years), with at least 25% of participants to be enrolled in the older age stratum. Participants who received their first dose of study intervention between 28 August 2020 and 06 September 2020 will receive their second dose of study intervention outside of the study window.

All participants will be assessed for efficacy and safety. The first participants randomized in each age group in the USA, including 1 500 participants 18 to 55 years of age, 750 participants 56 to 69 years of age, and 750 participants ≥ 70 years of age, will also participate in a substudy assessing the reactogenicity and immunogenicity of AZD1222.

To further investigate cell-mediated immunogenicity, in particular Th1/Th2 responses, after AZD1222 or saline placebo administration, an immunogenicity cohort of approximately 300 participants was added.

Part B: Unblinded Phase with Open-label Dosing Option

Part B is the unblinded phase of the study with an open-label dosing option. Unblinding will occur at the time of either the EUA being granted or in response to a specific request from any regulatory agency to unblind the study and offer active dosing to placebo participants. Transitioning from Part A to Part B permits participants still blinded as to their original treatment assignment (AZD1222 or placebo) to be unblinded so that those who previously received 1 or 2 doses of placebo or only 1 dose of AZD1222 can be offered open-label dosing of AZD1222.

Participants who were previously unblinded (before AZD1222 EUA) and received another COVID-19 vaccine made available under an emergency use or marketing authorization will remain in Part A of the study with no change to their SoA.

Refer to Section [4.1](#) for details of Phase B.

Safety/Ethical Oversight: A PSRT will provide support for blinded safety surveillance during the study. Additionally, an independent COVID-19 Vaccine DSMB organized by the National Institutes of Health, National Institute for Allergy and Infectious Diseases, will provide oversight, to ensure safe and ethical conduct of the study. An independent Neurological AESI Expert Committee will be available to review and provide advice to the PSRT and the COVID-19 Vaccine DSMB on request about the diagnosis and causality assessment of selected neurological AESIs.

Disclosure Statement: This is a parallel-group preventive study with 2 arms that is participant-, investigator-, and Sponsor-blinded for Part A and open-label for Part B.

Number of Participants: Approximately 33 000 participants will be screened to achieve up to approximately 30 000 participants randomly assigned to study intervention, including approximately 20 000 participants randomized to the AZD1222 arm and approximately 10 000 participants randomized to the saline placebo arm.

Note: ‘Enrolled’ means a participant's, or their legally acceptable representative's, agreement to participate in a clinical study following completion of the informed consent process. Potential participants who are screened for the purpose of determining eligibility for the study, but are not randomly assigned in the study, are considered ‘screen failures’.

Intervention Groups and Duration: Participants will be randomized in a 2:1 ratio to receive 2 IM doses of 5×10^{10} vp (nominal, $\pm 1.5 \times 10^{10}$ vp) AZD1222 or saline placebo. Study intervention will be administered on Days 1 and 29.

Data Monitoring Committee: Yes

Statistical Methods

Primary efficacy endpoint

The primary efficacy endpoint is a binary response, whereby a participant with negative serostatus at baseline is defined as a COVID-19 case if their first case of SARS-CoV-2 RT-PCR-positive symptomatic illness occurs ≥ 15 days post second dose of study intervention. Otherwise, a participant is not defined as a COVID-19 case.

Sample size

Approximately 33 000 participants will be screened such that approximately 30 000 participants will be randomized in a 2:1 ratio to receive 2 IM doses of either 5×10^{10} vp (nominal, $\pm 1.5 \times 10^{10}$ vp) AZD1222 (the active group, n = approximately 20 000) or saline placebo (the control group, n = approximately 10 000) 4 weeks apart, on Days 1 and 29.

The sample size calculations are based on the primary efficacy endpoint and were derived following a modified Poisson regression approach (Zou 2004). The calculations account for an interim and primary analysis, and the timing of these analyses will be driven by the number of events observed in the study. The interim analysis will be carried out when approximately 50% of the total amount of statistical information is available. A Lan-DeMets alpha-spending function has been used to control the overall type I error at 5% with 0.31% alpha at the interim analysis and 4.9% at the primary analysis. The calculations assume minimal loss to follow-up as it is anticipated that participants will remain engaged in the study. All participants will be followed for the entire duration of the study.

For the primary efficacy analysis, approximately 150 events meeting the primary efficacy endpoint definition within the population of participants who are seronegative at baseline are required across the active and control groups to detect a VE of 60% with > 90% power. These calculations assume an observed attack rate of approximately 0.8% and are based on a 2-sided test, where the lower bound of the 2-sided 95.10% CI for VE is required to be greater than 30% with an observed point estimate of at least 50%.

An interim efficacy analysis will be conducted when approximately 75 events meeting the primary endpoint definition have been reported across the active and control groups within the population of participants who are seronegative at baseline, which will give > 70% power to detect a VE of 70% and > 90% power to detect a VE of 75%. These calculations assume an observed attack rate of approximately 0.4% and are based on a 2-sided test, where the lower bound of the 2-sided 99.69% CI for VE is required to be greater than 30% with an observed point estimate of at least 50%. A statistically significant finding at the interim analysis will not be considered a reason to stop the study, but instead will be interpreted as early assessment of efficacy.

Primary estimand

The primary estimand will be used for the analysis of the primary efficacy endpoint. It will be based on participants in the fully vaccinated analysis set, defined as all randomized participants who are seronegative at baseline, receive 2 doses of study intervention, and who remain on-study 15 days after their second dose without having had a prior SARS-CoV-2 RT-PCR-positive confirmed COVID-19 infection, analyzed according to their randomized treatment. For participants with multiple events, only the first occurrence will be used for the primary efficacy endpoint analysis. The set of intercurrent events for this estimand consists of participants who withdraw from the study or are unblinded to treatment assignment prior to having met the primary efficacy endpoint. The intercurrent event of early study withdrawal will be handled using the treatment policy strategy and the absence of data following these participants' withdrawal will be treated as missing (ie, counted as not having met the criteria). Participants unblinded to treatment assignment prior to having met the criteria for the primary efficacy endpoint will be censored at the date of unblinding. Participants who withdraw before 15 days post second dose or who have a case prior to 15 days post second dose will be excluded from primary endpoint analysis.

Primary efficacy analysis

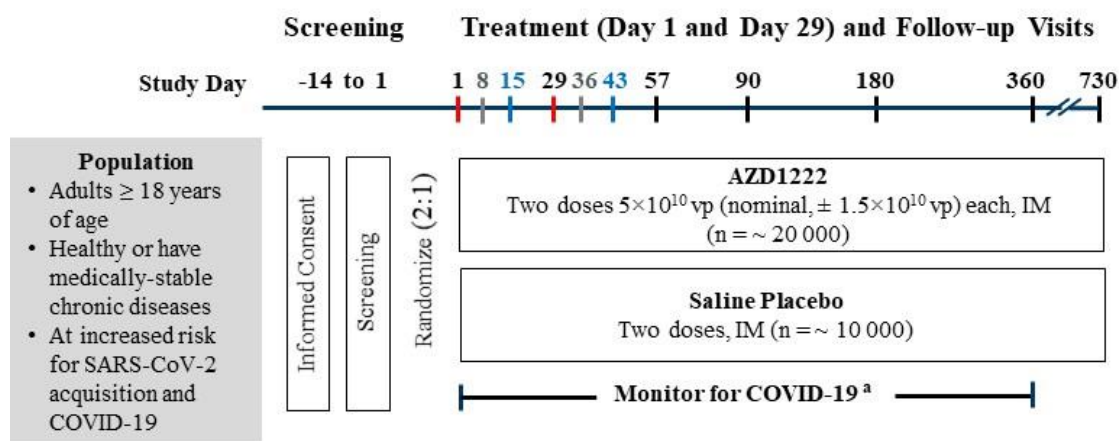
As the primary efficacy analysis, the plan is to use the primary estimand and a Poisson regression model with robust variance (Zou 2004) to analyze the primary efficacy endpoint, including study arm and age as covariates as well as the log of the follow-up time as an offset. The VE will be estimated from the model, which will give the RRR in the incidence of SARS-CoV-2 RT-PCR-positive symptomatic illness. VE is calculated as $RRR = 100 * (1 - \text{relative risk})$, which is the incidence in the vaccine group relative to the

incidence in the control group expressed as a percentage. At the interim analysis, the VE will be presented with a 2-sided 99.69% CI, and statistical significance will be achieved if the 2-sided 99.69% CI is > 30%. The success criterion for the interim analysis will be statistical significance with an observed VE point estimate of at least 50%. At the primary analysis, VE will be presented with a 2-sided 95.10% CI, and statistical significance will be achieved if the 2-sided 95.10% CI is > 30%. The success criterion for the primary analysis of the study will be statistical significance with an observed VE point estimate of at least 50%.

Model assumptions will be checked and the robustness of the primary analysis will be assessed. The Poisson regression model with robust variance has the flexibility for exploring multiple imputation approaches using, eg, the observed placebo attack rate to impute missing data. If the Poisson regression model with robust variance fails to converge, an alternative approach will be implemented. Full details will be documented in the SAP.

1.2 Schema

Figure 1 Study Design



^a Participants who present with qualifying symptoms will be tested for SARS-CoV-2 and if positive, will complete illness visits.

Note: For Part B, refer to [Figure 2](#).

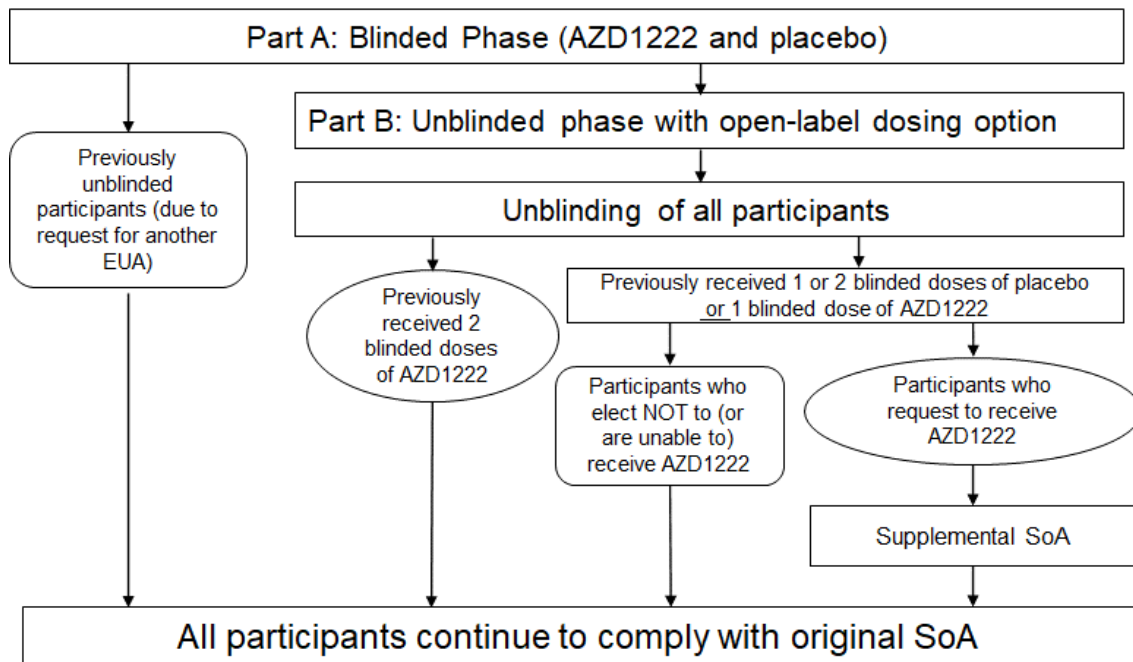
Red bars (Day 1 and Day 29): Administration of study intervention.

Gray bars (Day 8 and Day 36): Visits will be telephone contacts, not study site visits.

Blue bars (Day 15 and Day 43): Visits will only be for participants in the substudy. The first participants randomized in each age group in the USA, including 1 500 participants 18 to 55 years of age, 750 participants 56 to 69 years of age, and 750 participants ≥ 70 years of age, will also participate in the substudy assessing the reactogenicity and immunogenicity of AZD1222.

COVID-19 = coronavirus disease 2019; IM = intramuscular; SARS-CoV-2 = severe acute respiratory syndrome-coronavirus-2; USA = United States of America; vp = viral particles.

Figure 2 Study Flow Chart



SoA = Schedule of Activities.

1.3 Schedule of Activities

The SoA tables include:

- [Table 1](#), Screening Period
- [Table 2](#), Treatment and Follow-up Period – Main Study (Excluding Substudy and Immunogenicity Cohort Participants)
- [Table 3](#), Treatment and Follow-up Period – Substudy and Immunogenicity Cohort (USA Participants Only)
- [Table 4](#), Illness Visits (Participants with Qualifying Clinical Symptoms)
- [Table 5](#), Treatment and Follow-up Period for Open-label Dosing of AZD1222

Table 1 Schedule of Activities: Screening Period

Procedure / Study Day	Day -14 to Day 1 ^a	For details see Section
Informed consent: main study	X	5.1
Assignment SID number	X	6.3
Medical history	X	5.1, 5.2
Complete physical examination, including height and weight	X	8.2.1
Vital signs (including pulse oximetry)	X	8.2.2
Pregnancy test – urine or serum (WOCBP only) ^b	X	8.2.3
Assessment of SAEs	X	8.3
Concomitant medications	X	6.5
Verify eligibility criteria	X	5.1, 5.2

^a If screening and dosing occur at the same visit, only one evaluation is required.

^b If urine tests positive or indeterminate, a quantitative serum β -hCG will be performed for confirmation.

β -hCG = beta-human chorionic gonadotropin; SAE = serious adverse event; SID = subject identification;
 WOCBP = women of childbearing potential.

Table 2 Schedule of Activities: Treatment and Follow-up Period – Main Study (Excluding Substudy and Immunogenicity Cohort Participants)

Procedure	Treatment and Follow-up Period									For details see Section
Day	1	8 ^a	29	36 ^a	57	90	180	360	730	
Window (days)	NA	± 3	-3 to +7	± 3	± 3	± 5	± 10	± 15	± 30	

^a Not a study site visit; participants will be contacted by telephone for safety monitoring.

^b If urine tests positive or indeterminate, a quantitative serum β-HCG will be performed for confirmation.

^c Vaccinations, other than AZD1222, for prevention of SARS-CoV-2 or COVID-19 should be recorded if administered at any time during the study.

^d Weekly contact with participants to remind them to present to the study site for SARS-CoV-2 testing if they have qualifying symptoms.

AE = adverse event; AESI = adverse event of special interest; β-hCG = beta-human chorionic gonadotropin; MAAE = medically attended adverse event; NA = not applicable; SAE = serious adverse event; SARS-CoV-2 = severe acute respiratory syndrome-coronavirus-2; WOCBP = women of childbearing potential.

Table 3 Schedule of Activities: Treatment and Follow-up Period – Substudy and Immunogenicity Cohort (USA Participants Only)

Procedure	Treatment and Follow-up Period											For details see Section	
	Day	1	8 ^a	15	29	36 ^a	43	57	90	180	360		730
Window (days)	NA	± 3	± 1	-3 to +7	± 3	± 3	± 3	± 3	± 5	± 10	± 15	± 30	
PBMCs for assessment of B-cell and T-cell responses ^f	X (predose)		X				X			X			8.5.2
Serum sample for SARS-CoV-2 nAbs assessment	X (predose)		X	X (predose)			X	X		X	X		
Nasal adsorption for SARS-CoV-2 mucosal responses (optional)	X (predose)		X	X (predose)			X	X		X	X		
Serum sample for ACE2 competition serology	X (predose)			X (predose)				X		X			
Safety assessments													
Local and systemic predefined solicited AEs (recorded daily by participant in Solicited AE e-Diary) – Substudy only	X (through Day 8)				X (through Day 36)								8.3.7
AEs	X	X	X	X	X	X	X	X					8.3
SAEs, MAAEs, and AESIs	X	X	X	X	X	X	X	X	X	X	X	X	
Telephone contact for safety monitoring		X				X							

^a Not a study site visit; participants will be contacted by telephone for safety monitoring.

^b If urine tests positive or indeterminate, a quantitative serum β-hCG will be performed for confirmation.

^c Vaccinations, other than AZD1222, for prevention of SARS-CoV-2 or COVID-19 should be recorded if administered at any time during the study.

^d Participants who received their first dose of study intervention between 28 August 2020 and 06 September 2020, will receive their second dose of study intervention outside of the study window.

^e Weekly contact with participants to remind them to present to the study site for SARS-CoV-2 testing if they have qualifying symptom.

^f PBMCs will be isolated from up to 300 participants in the substudy and approximately 300 participants in the immunogenicity cohort at select study sites, as outlined in the laboratory manual.

Table 3 Schedule of Activities: Treatment and Follow-up Period – Substudy and Immunogenicity Cohort (USA Participants Only)

Procedure	Treatment and Follow-up Period											For details see Section
Day	1	8 ^a	15	29	36 ^a	43	57	90	180	360	730	
Window (days)	NA	± 3	± 1	-3 to +7	± 3	± 3	± 3	± 5	± 10	± 15	± 30	

ACE2 = angiotensin-converting enzyme 2; AE = adverse event (treatment-emergent); AESI = adverse event of special interest; β-hCG = beta-human chorionic gonadotropin; CoV = coronavirus; COVID-19 = coronavirus disease 2019; MAAE = medically attended adverse event; NA = not applicable; nAb = neutralizing antibody; PBMC = peripheral blood mononuclear cell; SAE = serious adverse event; SARS-CoV-2 = severe acute respiratory syndrome-coronavirus-2; USA = United States of America; WOCBP = women of childbearing potential.

Table 5 Supplemental Schedule of Activities: Treatment and Follow-up Period for Open-label Dosing of AZD1222

Procedure	Treatment and Follow-up Period			For Details see Section
	Visit day	OL-D1 ^{a, b}	OL-D29 ^c	
Window (days)	NA	-3 to +7	± 3	
Informed consent	X			5.1
Confirm no contraindications against open label AZD1222	X			See prescribing information
Concomitant medications	X	X	X	6.5
Pregnancy test – urine or serum (WOCBP only) ^e	X (predose)	X (predose)		8.2.3
AZD1222 administration	X	X ^b		6.1, 6.2
AEs	X	X	X	8.3
SAEs, MAAEs, and AESIs	X	X	X	

^a OL-D1 is the day of administering the first dose of open-label AZD1222.

^b Unblinding discussion for the Participant Decision Visit can occur as a phone call and have OL-D1 subsequently scheduled.

^c For participants who have received one dose of blinded AZD1222, to occur 28 days after the second dose on OL-D1, for safety follow-up.

^d Only for participants who received a dose of AZD1222 on OL-D29. Not applicable to participants who received one dose of blinded AZD1222.

^e If urine tests positive or indeterminate, a quantitative serum β -HCG will be performed for confirmation.

NOTE: As this supplemental SoA is intended to occur in addition to the original SoA, there is a possibility for study visits to overlap. If visits overlap according to respective visit windows, a single visit may be done with the combined study procedures completed once.

AE = adverse event; AESI = adverse event of special interest; D = day; ICF = informed consent form; MAAE = medically attended adverse event; NA = not applicable; OL = Open Label; SAE = serious adverse event; WOCBP = women of childbearing potential.

2 INTRODUCTION

AZD1222 is being developed for the prevention of COVID-19. AZD1222 is a recombinant replication-defective chimpanzee adenovirus expressing the SARS-CoV-2 S surface glycoprotein driven by the human cytomegalovirus major immediate early promoter that includes intron A with a human tPA leader sequence at the N terminus.

2.1 Study Rationale

The aim of the study is to assess the safety, efficacy, and immunogenicity of AZD1222 for prevention of COVID-19. The COVID-19 pandemic has caused major disruption to healthcare systems with significant socioeconomic impacts. Currently, there are no licensed preventions available against COVID-19 and accelerated vaccine development is urgently needed. A safe and effective vaccine for COVID-19 prevention would have significant global public health impact.

2.2 Background

In December 2019, a cluster of patients with pneumonia of unknown cause was linked to a seafood wholesale market in Wuhan, China and were later confirmed to be infected with a novel coronavirus, known as 2019-nCoV ([Zhu et al 2020](#)). The virus was subsequently renamed to SARS-CoV-2 because it is similar to the coronavirus responsible for SARS-CoV, a lineage B *Betacoronavirus*. SARS-CoV-2 shares more than 79% of its sequence with SARS-CoV, and 50% with the coronavirus responsible for MERS-CoV, a member of the lineage C *Betacoronavirus* ([Lu et al 2020](#)). COVID-19 is the infectious disease caused by SARS-CoV-2. By January 2020 there was increasing evidence of human-to-human transmission as the number of cases rapidly began to increase in China. Spread of the virus has been rapid and now encompasses the globe. The WHO declared the novel coronavirus a pandemic on 11 March 2020. As of 18 October 2020, there have been more than 40 million confirmed cases and > 1.1 million deaths globally ([WHO 2020](#)). It is believed that evolution of the pandemic will vary across countries, affected in part by different containment strategies ranging from extreme lockdown to relative inaction. As a result, there may be regional waves of the disease and pockets of vulnerable populations. Globally, governments have acknowledged that an effective vaccine against COVID-19 is the only way to guarantee a safe and sustained exit strategy from repeated lockdowns.

CoVs are spherical, enveloped viruses with positive-sense single-stranded RNA genomes. One fourth of their genome is responsible for coding structural proteins, such as the S glycoprotein, envelope, membrane, and nucleocapsid proteins. Envelope, membrane, and nucleocapsid proteins are mainly responsible for virion assembly whilst the S protein is involved in receptor binding, mediating virus entry into host cells during CoVs infection via different receptors ([Li 2016](#)). SARS-CoV-2 belongs to the phylogenetic lineage B of the

genus *Betacoronavirus* and it recognizes the ACE2 as the entry receptor (Zhou et al 2020). It is the seventh CoV known to cause human infections and the third known to cause severe disease after SARS-CoV and MERS-CoV.

AZD1222 is a recombinant replication-defective chimpanzee adenovirus expressing the SARS-CoV-2 S surface glycoprotein. Development of AZD1222, previously referred to as ChAdOx1 nCoV-19, was initiated by the University of Oxford with subsequent transfer of development activities to the Sponsor. Nonclinical studies found AZD1222 to be immunogenic in BALB/c and CD-1 mice, ferret, porcine, and NHP models. Whilst a single dose of AZD1222 induced antigen-specific antibody and T-cell responses, a booster immunization enhanced antibody responses, particularly in pigs, with significant increases in SARS-CoV-2 neutralising antibody titres (Graham et al 2020). Further, in a SARS-CoV-2 challenge NHP model, a single administration of AZD1222 significantly reduced viral load in bronchoalveolar lavage fluid and respiratory tract tissue of vaccinated rhesus macaques as compared to vector controls. Importantly, no evidence of VAERD following SARS-CoV-2 challenge in vaccinated rhesus macaques was observed (van Doremalen et al 2020).

The clinical development program for AZD1222 was initiated by the University of Oxford, and currently has 4 ongoing studies being conducted in the UK (FIH COV001 [NCT04324606], COV002 [NCT04400838]), Brazil (COV003 [ISRCTN89951424]), and South Africa (COV005 [NCT04444674]). The Sponsor, in addition to this study, has 2 ongoing studies in Russia (D8111C00001 [NCT04540393]) and Japan (D8111C00002).

Preliminary unblinded data are available for the FIH Study COV001 and Study COV002. Study COV001 enrolled the first participant on 23 April 2020 and completed enrollment on 21 May 2020 with 1 077 participants. Preliminary data as of 24 July 2020 from 544 participants who received at least one dose of 5×10^{10} vp AZD1222 and 10 participants who received a second dose of 5×10^{10} vp AZD1222 4 weeks later found the vaccine was generally tolerated, with no treatment-related SAEs reported through 28 days post dose. The most common local solicited AEs were vaccination site pain and tenderness. The most common systemic solicited AEs were chills, feverishness, fever, headache, malaise, and myalgia. The majority of events were mild or moderate in severity and resolved within 1 to 7 days. Following the second dose, a general attenuation in the incidence and severity of local and systemic solicited AEs was observed.

Preliminary immunogenicity data from Study COV001 suggest that a single dose can elicit both humoral and cellular immunogenicity responses and that antibody responses are boosted after a second dose. S-specific T-cell responses peaked on Day 14. Anti-S IgG responses rose by Day 28, and were boosted 3-fold following a second dose.

Neutralizing antibody responses against SARS-CoV-2 were detected in 32 (91%) of 35 participants after a single dose when measured in microneutralization assay (MNA₈₀) and

in 35 (100%) participants when measured in plaque reduction neutralization test (PRNT₅₀). After the second dose, all participants had neutralizing activity (9 of 9 in MNA₈₀ at Day 42 and 10 of 10 in Marburg virus neutralization assay on Day 56). Neutralizing antibody responses correlated strongly with antibody levels measured by ELISA (Folegatti et al 2020b).

As of 01 October 2020, Study COV002 enrolled 10 013 participants, including 5 152 participants who received at least one dose of AZD1222 ranging from 2.2×10^{10} vp to 5×10^{10} vp. Based on preliminary data as of 24 July 2020, the local and systemic solicited-AE profile following a single dose of 5×10^{10} vp in participants 18 to 55 years of age was generally comparable to results in Study COV001. In general, a decline in the incidence and severity of solicited AEs was observed across the age groups (18-55, 56-69, and ≥ 70 years).

Another ChAdOx1-vectored vaccine expressing the full-length S protein from a related betacoronavirus, MERS-CoV, has been given to 53 participants as part of 2 ongoing dose-escalation Phase I studies (MERS001 [NCT03399578] and MERS002 [NCT04170829], sponsored by the University of Oxford) at doses ranging from 5×10^9 vp to 5×10^{10} vp. Preliminary immunogenicity data from MERS001 suggested that a single dose of ChAdOx1 MERS can elicit both humoral and cellular responses. Overall, the vaccine was safe and generally well tolerated, with no serious adverse reactions reported in either study.

The ChAdOx1 platform has been used in 14 clinical studies sponsored by the University of Oxford with immunogens from multiple pathogens such as influenza, tuberculosis, malaria, chikungunya, Zika, MERS-CoV, and Meningitis B. Over 360 healthy adult participants have received ChAdOx1-vectored vaccines in these studies. These vaccines demonstrated robust immunogenicity after a single dose and favorable safety profiles, with no vaccine-related SAEs.

See the AZD1222 IB, Sections 4 and 5 for additional information on nonclinical and clinical studies, respectively, of AZD1222 and related ChAdOx1-vectored vaccines. Detail on the development and chemistry of AZD1222 is provided in the IB, Section 3.

Overall, the preliminary data from the AZD1222 clinical and nonclinical studies, and the acceptable safety and efficacy data for the MERS-CoV vaccine and other ChAdOx1-vectored vaccines, support further development of AZD1222 for the prevention of COVID-19.

2.3 Benefit/Risk Assessment

More detailed information about the known and expected benefits and potential risks of AZD1222 can be found in the AZD1222 IB.

2.3.1 Risk Assessment

AZD1222

Based on preliminary clinical data from Study COV001 and Study COV002, the most common local solicited AEs were vaccination site pain and tenderness. Common systemic solicited AEs across the 2 studies included chills, feverishness, fever, fatigue, headache, joint pain, malaise, and myalgia. The majority of events were mild or moderate in severity and resolved within 1 to 7 days (Section 2.2 and AZD1222 IB).

There are no identified risks for AZD1222. Important potential risks are immunologic reactions: serious hypersensitivity (anaphylactic reactions) and vasculitides; neurologic reactions: demyelinating diseases; and vaccine-associated enhanced respiratory disease. A summary of risks associated with AZD1222 and safety information reported across the AZD1222 clinical studies are provided in the current version of the AZD1222 IB.

2.3.2 Benefit Assessment

Recipients of AZD1222 do not have any guaranteed benefit, however, AZD1222 may be efficacious and offer participants protection from COVID-19. The information gained from this study will inform development decisions.

2.3.3 Overall Benefit: Risk Conclusion

For the safety of participants, the protocol has incorporated various risk mitigation measures including appropriate inclusion and exclusion criteria, close monitoring of participants, and stopping criteria. An independent DSMB will provide study oversight, evaluating cumulative safety and other clinical data at regular intervals. Taking these measures into account, the potential risks identified in association with AZD1222 are justified by the anticipated benefit that may be afforded to participants for the prevention of COVID-19.

3 OBJECTIVES AND ENDPOINTS

Table 6 Objectives and Endpoints

Objective ^a	Estimand ^b Description/Endpoint
PRIMARY	
1 To estimate the efficacy of 2 IM doses of AZD1222 compared to saline placebo for the prevention of COVID-19	<p>Population: Fully vaccinated analysis set</p> <p>Endpoint: A binary response, whereby a participant with negative serostatus at baseline is defined as a COVID-19 case if their first case of SARS-CoV-2 RT-PCR-positive symptomatic illness occurs \geq 15 days post second dose of study intervention. Otherwise, a participant is not defined as a COVID-19 case.</p>

Table 6 Objectives and Endpoints

Objective ^a	Estimand ^b Description/Endpoint
	<p>Intercurrent events: For participants who withdraw from the study prior to having met the criteria for the primary efficacy endpoint, absence of data following these participants' withdrawal will be treated as missing (ie, counted as not having met the criteria); participants who withdraw before 15 days post second dose or who have a case prior to 15 days post second dose will be excluded from primary endpoint analysis. Participants unblinded to treatment assignment prior to having met the criteria for the primary efficacy endpoint will be censored at the date of unblinding.</p> <p>Summary measure: VE, calculated as 1-relative risk. (Relative risk is the incidence in the vaccine group relative to the incidence in the control group.)</p>
<p>2 To assess the safety and tolerability of 2 IM doses of AZD1222 compared to saline placebo</p>	<p>a) Incidence of AEs for 28 days post each dose of study intervention</p> <p>b) Incidence of SAEs, MAAEs, and AESIs from Day 1 post treatment through Day 730</p>
<p>3 To assess the reactogenicity of 2 IM doses of AZD1222 compared to saline placebo (Substudy only)</p>	<p>Incidence of local and systemic solicited AEs for 7 days post each dose of study intervention</p>
SECONDARY	
<p>1 To estimate the efficacy of 2 IM doses of AZD1222 compared to saline placebo for the prevention of SARS-CoV-2 infection</p>	<p>The incidence of the first post-treatment response (negative at baseline to positive post treatment with study intervention) for SARS-CoV-2 Nucleocapsid antibodies occurring \geq 15 days post second dose of study intervention ^c</p>
<p>2 To estimate the efficacy of 2 IM doses of AZD1222 compared to saline placebo for the prevention of symptomatic COVID-19 using CDC criteria</p>	<p>The incidence of the first case of SARS-CoV-2 RT-PCR-positive symptomatic illness occurring \geq 15 days post second dose of study intervention using CDC criteria</p>
<p>3 To estimate the efficacy of 2 IM doses of AZD1222 compared to saline placebo for the prevention of University of Oxford-defined symptomatic COVID-19</p>	<p>The incidence of the first case of SARS-CoV-2 RT-PCR-positive symptomatic illness occurring \geq 15 days post second dose of study intervention using University of Oxford-defined symptom criteria</p>
<p>4 To estimate the efficacy of 2 IM doses of AZD1222 compared to saline placebo in the prevention of COVID-19 in all study participants, regardless of evidence of prior SARS-CoV-2 infection</p>	<p>The incidence of the first case of SARS-CoV-2 RT-PCR-positive symptomatic illness occurring \geq 15 days post second dose of study intervention regardless of evidence of prior SARS-CoV-2 infection ^c</p>
<p>5 To estimate the efficacy of 2 IM doses of AZD1222 compared to saline placebo for the prevention of severe or critical symptomatic COVID-19</p>	<p>a) The incidence of SARS-CoV-2 RT-PCR-positive severe or critical symptomatic illness occurring \geq 15 days post second dose of study intervention ^c</p> <p>b) The incidence of SARS-CoV-2 RT-PCR-positive severe or critical symptomatic illness occurring post first dose of study intervention</p>

Table 6 Objectives and Endpoints

Objective ^a	Estimand ^b Description/Endpoint
6 To estimate the efficacy of 2 IM doses of AZD1222 compared to saline placebo for the prevention of COVID-19-related Emergency Department visits	The incidence of COVID-19-related Emergency Department visits occurring \geq 15 days post second dose of study intervention ^c
7 To assess antibody responses to AZD1222 S antigen following 2 IM doses of AZD1222 or saline placebo (Substudy and Illness Visits only)	a) Post-treatment GMTs and GMFRs from day of dosing baseline value to 28 days post each dose in SARS-CoV-2 S, RBD antibodies (MSD serology assay)
	b) The proportion of participants who have a post-treatment seroresponse (\geq 4-fold rise in titers from day of dosing baseline value to 28 days post each dose) to the S, RBD antigens of AZD1222 (MSD serology assay)
8 To determine anti-SARS-CoV-2 neutralizing antibody levels in serum following 2 IM doses of AZD1222 or saline placebo (Substudy and Illness Visits only)	a) Post-treatment GMTs and GMFRs from day of dosing baseline value to 28 days post each dose in SARS-CoV-2 neutralizing antibodies (wild-type assay or pseudo-neutralization assay)
	b) Proportion of participants who have a post-treatment seroresponse (\geq 4-fold rise in titers from day of dosing baseline value to 28 days post each dose) to AZD1222 as measured by SARS-CoV-2 neutralizing antibodies (wild-type assay or pseudo-neutralization assay)
9 To estimate the efficacy of AZD1222 compared to saline placebo for the prevention of COVID-19 following the first dose	The incidence of SARS-CoV-2 RT-PCR-positive symptomatic illness occurring post first dose of study intervention
EXPLORATORY	
1 To estimate the efficacy of 2 IM doses of AZD1222 compared to saline placebo for the all-cause mortality	The incidence of all-cause mortality from Day 1 through Day 730
2 To estimate the efficacy of 2 IM doses of AZD1222 compared to saline placebo for COVID-19-related deaths	The incidence of COVID-19-related deaths occurring from Day 1 through Day 730
3 To estimate the efficacy of 2 IM doses of AZD1222 compared to saline placebo for the prevention of COVID-19-related hospitalizations	a) The incidence of COVID-19-related hospitalizations occurring \geq 15 days post second dose of study intervention
	b) The incidence of COVID-19-related hospitalizations occurring post first dose of study intervention
4 To estimate the efficacy of 2 IM doses of AZD1222 compared to saline placebo for the prevention of COVID-19-related ICU admissions	a) The incidence of COVID-19-related ICU admissions occurring \geq 15 days post second dose of study intervention
	b) The incidence of COVID-19-related ICU admissions occurring post first dose of study intervention
5 To quantify SARS-Cov-2 viral loads in infected participants treated with 2 IM doses of AZD1222 or saline placebo (Illness Visits only)	Viral genome copies in NP swabs collected at Illness Visits as determined by qRT-PCR

Table 6 Objectives and Endpoints

Objective ^a	Estimand ^b Description/Endpoint
6 To characterize sequence variations in SARS-CoV-2 through genotypic analyses in participants treated with 2 IM doses of AZD1222 or saline placebo (Illness Visits only)	Genotypic analysis of SARS-CoV-2 from NP swabs collected on Day 1 illness visit
7 To quantify duration of viral shedding in symptomatic SARS-CoV-2 infected participants treated with 2 IM doses of AZD1222 or saline placebo (Illness Visits only)	Duration of SARS-CoV-2 shedding in saliva over time
8 To assess the biometric profiles associated with COVID-19 using a biosensor in participants treated with 2 IM doses of AZD1222 or saline placebo (Illness Visits only)	Biophysical parameters, including but not limited to serial measurements of skin temperature, heart rate, respiratory rate, blood oxygen saturation, and physical activity, recorded using a biosensor from illness visits Day 1 through Day 28
9 To assess symptoms associated with COVID-19 using an e-Diary in participants treated with 2 IM doses of AZD1222 or saline placebo (Illness Visits only)	Symptoms recorded by participants in an Illness e-Diary from illness visits Day 2 through Day 28
10 To assess SARS-CoV-2 specific antibodies in an ACE2 competition assay following 2 IM doses of AZD1222 or saline placebo (Substudy only)	a) Post-treatment GMTs and GMFRs from Day 1 baseline value to 28 days post each dose in ACE2 competing antibodies from serum samples
	b) Proportion of participants who have a post-treatment seroresponse (\geq 4-fold rise in titers from day of dosing baseline value to 28 days post each dose) in ACE2 competing antibodies
11 To assess B- and T-cell responses following 2 IM doses of AZD1222 or saline placebo (Substudy only)	a) Quantification of (IFN- γ) ELISpot responses to SARS-CoV-2 S protein from day of dosing baseline to 14 days post each dose
	b) Intracellular cytokine staining and flow cytometry for B- and T-cell responses from day of dosing baseline to 14 days post each dose
12 To assess SARS-CoV-2 antibodies in nasal secretions following 2 IM doses of AZD1222 or saline placebo (Substudy only)	a) Post-treatment GMTs and GMFRs from Day 1 baseline value to 28 days post each dose in SARS-CoV-2 S, RBD, and Nucleocapsid antibodies (MSD serology assay)
	b) Proportion of participants who have a post-treatment seroresponse (\geq 4-fold rise in titers from Day 1 baseline value to 28 days post each dose) to SARS-CoV-2 S, RBD, and Nucleocapsid antigens (MSD serology assay)
13 To assess anti-vector responses to the ChAdOx-1 adenovirus vector following 2 IM doses of AZD1222 or saline placebo (Substudy only)	Proportion of participants who have a post-treatment seroresponse (\geq 4-fold rise in titers from Day 1 baseline value to 28 days post each dose) to AZD1222 as measured by ChAdOx1 neutralizing antibodies

Table 6 Objectives and Endpoints

Objective ^a	Estimand ^b Description/Endpoint
14 To assess additional immune responses following 2 IM doses of AZD1222 or saline placebo	Other exploratory assays for humoral and cellular immune responses may be performed based upon emerging safety, efficacy, and immunogenicity data
15 To assess the long-term safety and tolerability of 2 IM doses of AZD1222	Incidence of SAEs, MAAEs, and AESIs post first dose of AZD1222 through Day 730
16 To assess the durability of efficacy of 2 IM doses of AZD1222 against symptomatic COVID-19	The incidence of the first case of SARS-CoV-2 RT-PCR-positive symptomatic illness occurring \geq 15 days post second dose of AZD1222 through Day 360
17 To assess the durability of efficacy of 2 IM doses of AZD1222 against SARS-CoV-2 infection	The incidence of the first post-treatment response (negative at baseline to positive post treatment with study intervention) for SARS-CoV-2 Nucleocapsid antibodies occurring \geq 15 days post second dose of AZD1222 through Day 730

^a Substudy: The substudy will be conducted only in the USA. The first participants randomized in each age group in the USA, including 1 500 participants 18 to 55 years of age, 750 participants 56 to 69 years of age, and 750 participants \geq 70 years of age, will also participate in a substudy assessing the reactogenicity and immunogenicity of AZD1222.

Illness Visits: Participants who present with qualifying symptoms will be tested for SARS-CoV-2 and if positive, will complete illness visits.

^b Estimand is the target of estimation to address the scientific question of interest posed by the primary objective. Attributes of an estimand include the population of interest, the variable (or endpoint) of interest, the specification of how intercurrent events are reflected in the scientific question of interest, and the population-level summary for the variable.

^c Key secondary endpoint.

ACE2 = angiotensin-converting enzyme 2; AE = adverse event; AESI = adverse event of special interest; CDC = Centers for Disease Control and Prevention; COVID-19 = coronavirus disease 2019; ELISpot = enzyme-linked immunospot; GMFR = geometric mean fold rise; GMT = geometric mean titer; ICU = intensive care unit; IFN- γ = interferon-gamma; IM = intramuscular; MAAE = medically attended adverse event; MSD = Meso Scale Discovery; NP = nasopharyngeal; RT-PCR = reverse transcriptase polymerase chain reaction; qRT-PCR = quantitative reverse transcriptase polymerase chain reaction, RBD = receptor binding domain; S = Spike; SAE = serious adverse event; SARS-CoV-2 = severe acute respiratory syndrome-coronavirus-2; USA = United States of America; VE = vaccine efficacy.

4 STUDY DESIGN

4.1 Overall Design

D8110C00001 is a Phase III study that comprises 2 parts. Part A is the randomized, double-blind, placebo-controlled, multicenter phase of the study assessing the safety, efficacy, and immunogenicity of AZD1222 compared to saline placebo for the prevention of COVID-19. Part B is the unblinded phase of the study with an open-label dosing option. Unblinding will occur at the time of either the EUA being granted or in response to a specific request from any regulatory agency to unblind the study and offer active dosing to placebo participants.

Participants will be adults \geq 18 years of age who are healthy or have medically-stable chronic diseases, and are at increased risk for SARS-CoV-2 acquisition and COVID-19.

Part A: Randomized, Double-blinded Phase

In Part A, approximately 30 000 participants will be randomized in a 2:1 ratio to receive 2 IM doses of either 5×10^{10} vp (nominal, $\pm 1.5 \times 10^{10}$ vp) AZD1222 (n = approximately 20 000) or saline placebo (n = approximately 10 000) 4 weeks apart, on Days 1 and 29. Randomization will be stratified by age (≥ 18 and < 65 years, and ≥ 65 years), with at least 25% of participants to be enrolled in the older age stratum. Participants who received their first dose of study intervention between 28 August 2020 and 06 September 2020 will receive their second dose of study intervention outside of the study window.

The first participants randomized in each age group in the USA, including 1 500 participants 18 to 55 years of age, 750 participants 56 to 69 years of age, and 750 participants ≥ 70 years of age, will also participate in a substudy assessing the reactogenicity and immunogenicity of AZD1222. These 3 000 participants in the substudy will have additional assessments for predefined solicited AEs for 7 days post each dose of study intervention and for humoral and cellular immune responses. Solicited AEs are defined in Section 8.3.7.

[Table 2](#) and [Table 3](#) provide the SoA for the main study and substudy, respectively.

To further investigate cell-mediated immunogenicity, in particular Th1/Th2 responses, after AZD1222 or saline placebo administration, an immunogenicity cohort of approximately 300 participants will be added. Participants will follow the SoA in [Table 3](#) except they will not record reactogenicity.

Part B: Unblinded Phase with Open-label Dosing Option

Part B is the unblinded phase of the study with an open-label dosing option. Unblinding will occur at the time of either the EUA being granted or in response to a specific request from any regulatory agency to unblind the study and offer active dosing to placebo participants. Transitioning from Part A to Part B permits participants still blinded as to their original treatment assignment (AZD1222 or placebo) to be unblinded so that those who previously received 1 or 2 doses of placebo or only 1 dose of AZD1222 can be offered open-label dosing of AZD1222. The study flow chart is presented in [Figure 2](#).

Participants who were previously unblinded (before AZD1222 EUA) and received another COVID-19 vaccine made available under an emergency use or marketing authorization will remain in Part A of the study with no change to their SoA.

All participants in Part A who have not withdrawn from the study and who remain blinded to their original treatment assignment will proceed to Part B, including those who met treatment discontinuation criteria after receiving the first dose of study intervention. These participants will be unblinded and informed about their original group assignment (AZD1222 vs placebo)

at a Participant Decision Visit (phone or clinic visit). At the Participant Decision Visit, participants will be:

- Encouraged to remain in the ongoing study and continue with the original study SoA for safety and efficacy follow-up (see [Table 2](#), [Table 3](#), and [Table 4](#)).
 - Informed about the potential option to receive open-label AZD1222 according to [Table 5](#) and about potential contraindications against the use of AZD1222, as outlined in the prescribing information (or country-specific package insert).
- Informed of the availability and contraindications of other COVID-19 vaccines that have received emergency use or marketing authorization (Investigators should consider current local public health guidance for administration of these other COVID-19 vaccines given emergency use or marketing authorization when discussion whether a participant should receive open-label AZD1222 or another COVID-19 vaccine).
- Counseled about the importance of continuing public health measures to limit the spread of disease, including social distancing, wearing face masks, and hand-washing.

These discussions will be documented in the participant notes.

After unblinding, the following participants will continue with no change to their SoA:

- Participants who previously received 2 doses of AZD1222.
- Participants who previously received 1 or 2 doses of placebo or only 1 dose of AZD1222 and who decline any further dosing with AZD1222.

After unblinding, participants who have received placebo, who request to receive open-label AZD1222, and have no contraindications against dosing with AZD1222, will have the following clinic visits as shown in the supplemental SoA ([Table 5](#)), in addition to complying with the original SoAs ([Table 2](#), [Table 3](#), and [Table 4](#)):

- Open-label Dose 1 (OL-D1): To occur at the Participant Decision visit or at a scheduled subsequent visit.
- Open-label Dose 2 (OL-D29): To occur 28 days after Dose 1 on OL-D1.
- Open-label Clinic Visit (OL-D57): To occur 28 days after Dose 2 on OL-D29, for safety follow-up.

After unblinding, participants who received only 1 dose of AZD1222 may be eligible for open-label AZD1222 depending on local guidelines, the reason behind not having received the second dose, and the timing of open-label dosing. Participants who request to receive open-label AZD1222 and have no contraindications against dosing will have the following clinic visits as shown in the supplemental SoA ([Table 5](#)) in addition to complying with the original SoAs ([Table 2](#), [Table 3](#), and [Table 4](#)):

- The second dose of AZD1222 on OL-D1: To occur at the Participant Decision visit or at a scheduled subsequent visit. OL-D1 will occur no sooner than 28 days after the participants first dose of AZD1222.
- OL-D29: To occur 28 days after the second dose on OL-D1, for safety follow-up.

Participants who have had laboratory confirmed COVID-19 and have received placebo or only 1 dose of AZD1222 may receive open-label AZD1222 depending on local guidelines, as determined by the investigator. These participants will follow the applicable path as outlined above.

The purpose of the supplemental SoA (Table 5) is to schedule dosing and follow-up of open-label AZD1222. All participants remain on their original SoAs to complete 2 years of follow-up after the first blinded study intervention (AZD1222 or placebo) on Day 1; study participants who enter Part B will follow the supplemental SoA in addition to their original SoAs, ie, open-label dosing of AZD1222 will not extend the total follow-up duration.

Part A and Part B

Participants who present with at least one of the qualifying symptoms listed below through Day 360 will be assessed for COVID-19. With the exception of fever, shortness of breath, or difficulty breathing, the symptom must be present for 2 or more days. Participants with a COVID-19 qualifying symptom(s) will be tested for SARS-CoV-2, and if positive will complete illness visit assessments, as presented in Table 4. See Section 8.1 for details on COVID-19 assessments.

COVID-19 Qualifying Symptoms

Participant must present with at least one of the following symptoms	
Duration	Symptom
No minimum duration	Fever
	Shortness of breath
	Difficulty breathing
Must be present for ≥ 2 consecutive days	Chills
	Cough
	Fatigue
	Muscle aches
	Body aches
	Headache
	New loss of taste
	New loss of smell
Sore throat	

COVID-19 Qualifying Symptoms

	Congestion
	Runny nose
	Nausea
	Vomiting
	Diarrhea

Adapted from ([CDC 2020](#)).

Safety will be assessed for the duration of the study. AEs will be recorded for 28 days post each dose of study intervention (ie, until Day 29 post first dose and Day 57 post second dose), and SAEs, MAAEs, and AESIs will be recorded through Day 730. See Sections 8.3, 8.3.8, and 8.3.9 for definitions of these events.

A PSRT will provide support for blinded safety surveillance during the study. Additionally, an independent COVID-19 Vaccine DSMB will provide oversight, to ensure safe and ethical conduct of the study. The COVID-19 Vaccine DSMB will facilitate the interim analysis for efficacy and have the responsibility of evaluating cumulative safety and other clinical study data at regular intervals and for making appropriate recommendations based on the available data. An independent Neurological AESI Expert Committee will be available to review and provide advice to the PSRT and the COVID-19 Vaccine DSMB on request about the diagnosis and causality assessment of selected neurological AESIs occurring in the AZD1222 clinical development program. See [Appendix A 5](#) for additional detail.

4.2 Scientific Rationale for Study Design

4.2.1 Rationale for Study Design and Participant Population

The participant population is male and female adults ≥ 18 years of age who are not immunosuppressed, but are at increased risk of SARS-Cov-2 infection due to their locations or circumstances. Inclusion of older adults is based on data that are being gathered from the ongoing University of Oxford-sponsored studies. Study COV001 (NCT04324606) enrolled adults 18 to 55 years of age. Study COV002 (NCT04400838) enrolled adults 18 years of age and older.

Adults with medically-stable chronic diseases may participate if, according to the judgement of the investigator, hospitalization within the study period is not anticipated and the participant appears likely to be able to remain on study through the end of protocol-specified follow-up.

The study will exclude females who are pregnant or breast-feeding and individuals less than 18 years of age. Women who are pregnant or breast-feeding are excluded at this point as nonclinical developmental and reproductive toxicity studies to support vaccinating these

individuals have yet to be performed. Additionally, it is planned that children and adolescents will be evaluated for their response to the vaccine once safety and efficacy have been established in adults.

Participants who have been previously diagnosed with laboratory-confirmed SARS-CoV-2 infection are excluded from study participation. Participants with previous asymptomatic or undiagnosed infection are not excluded. Participant's baseline serostatus will be determined but baseline serostatus will not be used as a basis for exclusion from the study. Participants who are seropositive at baseline are enrolled in order to gather safety data in this group as it is anticipated that, if proven to be efficacious, the vaccine will rapidly be distributed to millions of individuals and that these individuals will not be tested for serologic evidence of previous infection prior to vaccination. Participant's baseline serostatus will be determined so that subgroup analyses for both safety and efficacy can be performed by baseline serostatus.

The study population represents the initial target population for AZD1222. If AZD1222 demonstrates efficacy for the prevention of COVID-19, the safety and immunogenicity of the vaccine in additional groups such as the immunosuppressed, pregnant women, and children and adolescents may be assessed in future studies.

4.2.2 Rationale for Study Endpoints

The efficacy endpoints in this study are analogous to endpoints used for evaluating the efficacy of influenza vaccines. These definitions have 4 components: (1) a definition of clinical illness; (2) a method of respiratory specimen sampling for the detection of associated shedding of the relevant virus; (3) an assay method for laboratory confirmation; and (4) a defined surveillance period. Assessment of AZD1222 efficacy will begin ≥ 15 days after the second dose of study intervention as this time period is considered necessary for the vaccine to induce protective immune responses.

In the substudy, solicited AEs will be collected for 7 days post each dose of study intervention, a period that has proven adequate to describe reactogenicity events in previous vaccine studies. For all participants, AEs will be collected through 28 days post each dose of study intervention. SAEs, MAAEs, and AESIs and will be collected from Day 1 through end of the study. AESIs include terms identified by the Brighton Collaboration involving events associated with vaccination in general ([SPEAC 2020](#)).

4.3 Justification for Dose

The AZD1222 dose of 5×10^{10} vp was selected based on accumulated clinical experience with this vaccine in ongoing clinical studies sponsored by the University of Oxford (see Section 2.2). Safety and immunogenicity data from an additional clinical study, MERS001 (NCT03399578), using the same ChAdOx1 vector, also helped inform dose selection.

MERS001 was the first clinical study of a ChAdOx1-vectored vaccine expressing the full-length S protein from a separate, but related, betacoronavirus. ChAdOx1 MERS has been given to 31 participants to date at doses ranging from 5×10^9 vp to 5×10^{10} vp. Despite higher reactogenicity observed at the 5×10^{10} vp, this dose was safe, with self-limiting AEs and no serious adverse reactions recorded. The 5×10^{10} vp was the most immunogenic, in terms of inducing neutralizing antibodies against MERS-CoV using a live virus assay (Folegatti et al 2020a). Given the immunogenicity findings and safety profile observed with the ChAdOx1-vectored vaccine against MERS-CoV, the 5×10^{10} vp dose was chosen for AZD1222. See the AZD1222 IB.

Based on accumulating nonclinical and clinical data gathered for AZD1222 as well as for other SARS-CoV-2 vaccines in development, a 2-dose regimen was selected for the study in order to enhance the immune responses to the virus (AZD1222 IB).

In an NHP challenge study, 6 macaques received a second dose of AZD1222 4 weeks after the first dose. The second dose resulted in increases in both ELISA and neutralizing antibody titers, and fewer areas of the lung contained viral RNA in prime boost group compared to the prime group. In a porcine model, 3 pigs also received a second dose of AZD1222 4 weeks after the first dose. In the animals that received the booster dose, both antibodies to the SARS-CoV-2 RBD and neutralizing antibodies were boosted after the second dose.

In Study COV001, 10 participants received a second dose of AZD1222 4 weeks after the first dose. Antibody responses to both the first and second doses were evaluated using an ELISA assay, through the MSD platform and by both neutralization and pseudo-neutralization assays. Notable increases in antibody levels to the S protein were seen with the ELISA assay and increases to both the S protein and RBD were noted using the MSD platform. Similarly, increases in antibody levels following the second dose were also seen with neutralization and pseudo-neutralization assays. Though based on small numbers, the second dose of the vaccine appeared to result in a lower rate of systemic solicited AEs.

The 4-week interval was selected based on the interval used in the nonclinical studies and Study COV001.

4.4 End of Study Definition

A participant is considered to have completed the study if he/she has completed all phases of the study including the last scheduled procedure shown in the SoA (Section 1.3).

The end of the study is defined as the date of the last scheduled procedure shown in the SoA (Section 1.3) for the last participant in the study globally.

5 STUDY POPULATION

Prospective approval of protocol deviations to recruitment and enrollment criteria, also known as protocol waivers or exemptions, is not permitted.

5.1 Inclusion Criteria

Participants are eligible to be included in the study only if all of the following criteria apply:

Age

- 1 Adult, ≥ 18 years of age at the time of consent

Type of Participant

- 2 Increased risk of SARS-CoV-2 infection
 - Defined as adults whose locations or circumstances put them at appreciable risk of exposure to SARS-CoV-2 and COVID-19, based on available risk assessment contemporaneous to enrollment (believed to be at risk/exposure)
- 3 Medically stable such that, according to the judgment of the investigator, hospitalization within the study period is not anticipated and the participant appears likely to be able to remain on study through the end of protocol-specified follow-up
 - A stable medical condition is defined as disease not requiring significant change in therapy or hospitalization for worsening disease during the 3 months prior to enrollment
- 4 Able to understand and comply with study requirements/procedures (if applicable, with assistance by caregiver, surrogate, or legally authorized representative) based on the assessment of the investigator

Reproduction

- 5 Contraceptive use by women should be consistent with local regulations regarding the methods of contraception for those participating in clinical studies
- 6 Female participants
 - (a) Women of childbearing potential must:
 - Have a negative pregnancy test on the day of screening and on Day 1
 - Use one highly effective form of birth control for at least 28 days prior to Day 1 and agree to continue using one highly effective form of birth control through 60 days following administration of the second dose of study intervention. A highly effective method of contraception is defined as one that can achieve a failure rate of less than 1% per year when used consistently and correctly (see [Table 7](#)). Periodic abstinence, the rhythm method, and withdrawal are NOT acceptable methods of contraception.

- (b) Women are considered of childbearing potential unless they meet either of the following criteria:
- Surgically sterilized (including bilateral tubal ligation, bilateral oophorectomy, or hysterectomy), or
 - Post-menopausal
 - For women aged < 50 years, post-menopausal is defined as having both:
 - A history of ≥ 12 months amenorrhea prior to randomization, without an alternative cause, following cessation of exogenous sex-hormonal treatment, and
 - A follicle-stimulating hormone level in the post-menopausal range
 Until follicle-stimulating hormone is documented to be within menopausal range, the participant is to be considered of childbearing potential
 - For women aged ≥ 50 years, post-menopausal is defined as having a history of ≥ 12 months amenorrhea prior to randomization, without an alternative cause, following cessation of exogenous sex-hormonal treatment

Table 7 Highly Effective Methods of Contraception

Barrier Methods	Hormonal Methods
<ul style="list-style-type: none"> • Intrauterine device • Intrauterine hormone-releasing system (IUS)^a • Bilateral tubal occlusion • Vasectomized partner^b • Sexual abstinence^c 	<ul style="list-style-type: none"> • Combined (estrogen- and progestogen-containing hormonal contraception) Oral (combined pill) Intravaginal Transdermal (patch) • Progestogen-only hormonal contraception Oral Injectable Implantable

^a This is also considered a hormonal method

^b Provided that partner is the sole sexual partner of the woman of childbearing potential study participant and that the vasectomized partner has received medical assessment of the surgical success

^c Sexual abstinence is considered a highly effective method only if defined as refraining from heterosexual intercourse from 28 days prior to Day 1 through 60 days following administration of the second dose of study intervention, and if it is the preferred and usual lifestyle of the participant

Informed Consent

- 7 Capable of giving signed informed consent as described in [Appendix A](#), which includes compliance with the requirements and restrictions listed in the ICF and in this protocol

5.2 Exclusion Criteria

Participants are excluded from the study if any of the following criteria apply:

Medical Conditions

- 1 History of allergy to any component of the vaccine
- 2 History of Guillain-Barré syndrome or any other demyelinating condition
- 3 Significant infection or other acute illness, including fever > 100 °F (> 37.8 °C) on the day prior to or day of randomization
- 4 History of laboratory-confirmed SARS-CoV-2 infection
- 5 Any confirmed or suspected immunosuppressive or immunodeficient state, including asplenia
- 6 Recurrent severe infections and use of immunosuppressant medication within the past 6 months (≥ 20 mg per day of prednisone or its equivalent, given daily or on alternate days for ≥ 15 days within 30 days prior to administration of study intervention)
The following exceptions are permitted:
 - Topical/inhaled steroids or short-term oral steroids (course lasting ≤ 14 days)
 - Human immunodeficiency virus-positive stable participants on stable antiretroviral therapy, eg, (NIH 2020, Waldrop et al 2016)
- 7 History of primary malignancy except for:
 - (a) Malignancy with low potential risk for recurrence after curative treatment (for example, history of childhood leukaemia) or metastasis (for example, indolent prostate cancer) in the opinion of the site investigator.
 - (b) Adequately treated non-melanoma skin cancer or lentigo maligna without evidence of disease
 - (c) Adequately treated uterine cervical carcinoma in situ without evidence of disease
 - (d) Localized prostate cancer
- 8 Clinically significant bleeding disorder (eg, factor deficiency, coagulopathy, or platelet disorder), or prior history of significant bleeding or bruising following IM injections or venepuncture
- 9 Severe and/or uncontrolled cardiovascular disease, respiratory disease, gastrointestinal disease, liver disease, renal disease, endocrine disorder, and neurological illness, as judged by the Investigator (mild/moderate well-controlled comorbidities are allowed)
- 10 Any other significant disease, disorder, or finding that may significantly increase the risk to the participant because of participation in the study, affect the ability of the participant to participate in the study, or impair interpretation of the study data
Note: The AESIs as outlined in [Appendix E](#) (including [Table 15](#)) should be considered when evaluating a participant for Exclusion Criterion 10, as the presence of these AESIs,

especially if untreated or uncontrolled, may be a safety risk to the participant, affect the ability of the participant to participate in the study, or impair interpretation of the study data. Investigators should review and consider the list of conditions in [Appendix F](#). If any of these conditions are present in a participant, the Investigator is asked to utilize his/her clinical judgment in determining the participant's eligibility for the study. Should the participant have conditions as outlined in [Appendix E](#) and the participant is enrolled, the Investigator is asked to document notes on site regarding the final rationale for enrollment.

Prior/Concomitant Therapy

- 11 Receipt of, or planned receipt of investigational products indicated for the treatment or prevention of SARS-CoV-2 or COVID-19
Note: For participants who become hospitalized with COVID-19, receipt of licensed treatment options and/or participation in investigational treatment studies is permitted
- 12 Receipt of any vaccine (licensed or investigational) other than licensed influenza vaccines within 30 days prior to and after administration of study intervention
- 13 Receipt of immunoglobulins and/or any blood products within 3 months prior to administration of study intervention or expected receipt during the period of study follow-up

Other Exclusions

- 14 Involvement in the planning and/or conduct of this study (applies to both Sponsor staff and/or staff at the study site)
- 15 For women only - currently pregnant (confirmed with positive pregnancy test) or breast-feeding
- 16 Has donated ≥ 450 mL of blood products within 30 days prior to randomization or expects to donate blood within 90 days of administration of second dose of study intervention

5.3 Lifestyle Considerations

- 1 Participants must follow the contraception requirements outlined in [Section 5.1](#)
- 2 Restrictions relating to concomitant medications are described in [Section 6.5](#)
- 3 Agree to wear digital health device if diagnosed with COVID-19 as described in [Section 8.1.2.2](#)

5.4 Screen Failures

Screen failures are defined as participants who consent to participate in the clinical study but are not subsequently randomly assigned to study intervention. A minimal set of screen failure information is required to ensure transparent reporting of screen failure participants to meet the Consolidated Standards of Reporting Trials publishing requirements and to respond to

queries from regulatory authorities. Minimal information includes demography, screen failure details, eligibility criteria, and any SAEs.

Individuals who do not meet the criteria for participation in this study (screen failure) may be rescreened. Only a single rescreening is allowed in the study. Rescreened participants are required to sign a new ICF ([Appendix A 3](#)), and will be assigned a new participant number.

6 STUDY INTERVENTION

In general, study intervention is defined as any investigational intervention(s), marketed product(s), or placebo intended to be administered to or medical device(s) utilized by a study participant according to the study protocol. For this study, study intervention is defined as AZD1222 or saline placebo (Table 8). The third party medical device used for assessment of COVID-19 symptoms (ie, digital health device [Section 8.1.2.2]) is not considered a study intervention.

6.1 Study Interventions Administered

6.1.1 Investigational Products

Table 8 Investigational Products

Intervention Name	AZD1222	Placebo
Type	Vaccine	Placebo
Dose Formulation	10 mM histidine, 7.5% (w/v) sucrose, 35 mM sodium chloride, 1 mM magnesium chloride, 0.1% (w/v) polysorbate 80, 0.1 mM edetate disodium, 0.5% (w/v) ethanol, at pH 6.6.	0.9% (w/v) saline
Unit Dose Strength(s)	$\geq 0.7 \times 10^{11}$ vp/mL	
Dosage Level(s)	5×10^{10} vp (nominal, $\pm 1.5 \times 10^{10}$ vp)	
Route of Administration	Intramuscular	Intramuscular
Use	Experimental	Placebo
IMP and NIMP	IMP	IMP
Sourcing	Provided centrally by the Sponsor	Sourced locally
Packaging and Labeling	Will be provided in vials within a carton. Each carton and vial will be labelled as required per country requirement	Not applicable
Current/Former Name or Alias	ChAdOx1 nCoV-19	Not applicable

IMP = investigational medicinal product; NIMP = non-investigational medical product; vp = viral particles; w/v = weight/volume.

AZD1222

AZD1222 will be supplied by the Sponsor as a vial solution for injection. It is a sterile, clear to slightly opaque solution, practically free from visible particles, with a label-claim volume of 5 mL.

Unopened vials of AZD1222 vials must be stored at 2-8 °C (36-46 °F) for the duration of assigned shelf-life and must not be frozen. AZD1222 must be kept in original packaging until use to prevent prolonged light exposure.

Placebo

Commercially available 0.9% (w/v) saline for injection will be sourced locally for placebo.

6.1.2 Dosing Instructions

In Part A, participants will receive 2 doses of either AZD1222 or saline placebo. The first dose will be administered on Day 1 and the second dose on Day 29 (see [Table 2](#) and [Table 3](#)).

In Part B, eligible participants may receive either 1 or 2 doses of AZD1222 (see [Table 5](#)).

It is recommended that the study interventions be administered as an IM injection into the deltoid of the non-dominant arm. Other injection sites may be used if necessary.

All study participants will be observed in the clinic for at least 15 minutes after vaccination.

Allergic reactions to vaccines are possible. Therefore, appropriate drugs and medical equipment to treat acute anaphylactic reactions must be immediately available, and study personnel must be trained to recognize and treat anaphylaxis.

6.2 Preparation/Handling/Storage/Accountability

- 1 The investigator or designee must confirm appropriate temperature conditions have been maintained during transit for all study intervention received and any discrepancies are reported and resolved before use of the study intervention.
- 2 Only participants enrolled in the study may receive study intervention and only authorized site staff may supply or administer study intervention. All study intervention must be stored in a secure, environmentally controlled, and monitored (manual or automated) area in accordance with the labelled storage conditions with access limited to the investigator and authorized site staff.
- 3 The investigator, institution, or the head of the medical institution (where applicable) is responsible for study intervention accountability, reconciliation, and record maintenance (ie, receipt, reconciliation, and final disposition records).
- 4 Further guidance and information for the final disposition of unused study interventions are provided in the Pharmacy Manual or specified handling instructions.

6.2.1 Dose Preparation and Administration

6.2.1.1 AZD1222

Doses of AZD1222 must be prepared by the unblinded pharmacist (or designee in accordance with local and institutional regulations) using aseptic technique. Each dose is prepared by withdrawing 0.5 mL from a vial of AZD1222 in a sterile syringe.

AZD1222 does not contain preservatives. Each vial must be assigned a beyond-use-date of 6 hours from first needle puncture of the AZD1222 vial, after which any unused portion must be discarded.

Once an AZD1222 dose is drawn into a syringe for administration, the dose must be administered within the beyond-use-date of the vial. If AZD1222 dose administration is not completed within the 6-hour vial beyond-use-date, a new dose must be prepared from a new vial.

Each vial of AZD1222 has a label-claim volume of 5 mL and can provide up to ten 0.5 mL doses.

6.2.1.2 Placebo

Doses of saline placebo must be prepared by the unblinded pharmacist (or designee in accordance with local and institutional regulations) using aseptic technique. Each saline placebo dose is prepared by withdrawing 0.5 mL from a 0.9% (w/v) saline vial or IV bag in a sterile syringe. If 0.9% (w/v) saline is extracted from IV bags, the manufacturers' recommendation for maximum number of needle punctures of the IV bag port must not be exceeded.

Saline (0.9% [w/v]) does not contain preservatives. Each vial or IV bag must be assigned a beyond-use-date of 6 hours from first needle puncture, after which any unused portion must be discarded.

Once a saline placebo dose is drawn into a syringe for administration, the dose must be administered within the beyond-use-date of the vial/IV bag. If saline placebo dose administration is not completed within the 6-hour vial/IV bag beyond-use-date, a new dose must be prepared from a new vial or IV bag.

6.3 Measures to Minimize Bias: Randomization and Blinding

6.3.1 Randomization

All participants will be centrally assigned to randomized study intervention using an IRT. Before the study is initiated, user guides, the log in information, and directions for the IRT will be provided to each study site. Randomization will be stratified by age (≥ 18 to

< 65 years, and \geq 65 years), with at least 25% of participants to be enrolled in the older age stratum.

Where a participant does not meet all the eligibility criteria but incorrectly received study intervention, the investigator should inform the Study Physician immediately, and a discussion should occur between the Study Physician and the investigator regarding whether to continue or discontinue the participant.

6.3.2 Blinding

Neither the participant nor any of the investigators or Sponsor staff who are involved in the treatment or clinical evaluation and monitoring of the participants will be aware of the study intervention received. Since AZD1222 and saline placebo are visually distinct prior to dose preparation (due to differences in container closure), IMP will be handled by an unblinded pharmacist (or designee in accordance with local and institutional regulations) at the study site. Once drawn into syringes for administration, AZD1222 and saline placebo are not visually distinct from each other.

The IRT will provide the investigator(s) or pharmacists a dose tracking number to be allocated to the participant at the dispensing visit. Routines for this will be described in the IRT user manual that will be provided to each study site.

The randomization code should not be broken except in medical emergencies when the appropriate management of the participant requires knowledge of the treatment randomization. The investigator documents and reports the action to the Sponsor, without revealing the treatment given to participant to the Sponsor staff.

The Sponsor retains the right to break the code for SAEs that are unexpected and are suspected to be causally related to an investigational medicinal product and that potentially require expedited reporting to regulatory authorities. Randomization codes will not be broken for the planned analyses of data until all decisions on the evaluability of the data from each individual participant have been made and documented.

6.3.3 Procedures for Unblinding

The IRT will be programmed with blind-breaking instructions. In case of an emergency, in which the knowledge of the specific blinded study intervention will affect the immediate management of the participant's condition (eg, antidote available), the investigator has the sole responsibility for determining if unblinding of a participants' intervention assignment is warranted. Participant safety must always be the first consideration in making such a determination. If a participant's intervention assignment is unblinded for safety, the Sponsor must be notified within 24 hours after breaking the blind.

In the event that a study participant is contacted about receiving a licensed and/or authorized COVID-19 vaccine, unblinding instructions are being provided to the sites. If the participant is unblinded, the Sponsor needs to be notified within 24 hours and this should be documented in the site source documents. In addition, a participant information sheet has been developed for guidance on decision discussions between the participant and Investigator.

Unblinding Upon Issuance of EUA or in Response to Specific Request from any Regulatory Agency

Unblinding will occur at the time of either EUA being granted or in response to a specific request from any regulatory agency to unblind the study and offer active dosing to placebo participants. Blinding information will be shared with study sites and sites will contact participants to inform them of the treatment they received (AZD1222 vs placebo) at a Participant Decision Visit (phone or clinic visit). The options available to them will be presented and discussed with the study team at that meeting to allow participants to decide their next steps.

6.4 Study Intervention Compliance

When participants are dosed at the study site, they will receive study intervention directly from the investigator or designee, under medical supervision. The date, and time if applicable, of dose administered will be recorded in the source documents and recorded in the eCRF. The dose of study intervention and study participant identification will be confirmed at the time of dosing by a member of the study site staff other than the person administering the study intervention.

6.5 Concomitant Therapy

Any medication or vaccine (including over-the-counter or prescription medicines) that the participant is receiving at the time of enrollment or receives during the period specified in the SoA (Section 1.3), must be recorded in the eCRF along with the information listed below. Vitamins and/or herbal supplements are not to be recorded.

- Reason for use
- Dates of administration including start and end dates
- Dosage information including dose and frequency

The Study Physician should be contacted if there are any questions regarding concomitant or prior therapy.

6.5.1 Permitted Concomitant Medications

Participants may take concomitant medications prescribed by their primary care provider for management of chronic medical conditions and/or for health maintenance. Primary care providers, or where appropriate investigators, should prescribe appropriate concomitant medications or treatments deemed necessary to provide full supportive care and comfort during the study. Participants who develop COVID-19 after receiving study intervention should be treated with licensed medications and interventions according to standard of care. All routine vaccinations other than influenza are permitted beginning > 30 days after last dose of study intervention. Licensed influenza vaccines are permitted at any time.

6.5.2 Prohibited Concomitant Medications

The following medications are prohibited and the Sponsor must be notified if a participant receives any of these prohibited medications. The use of the following concomitant medications and/or vaccines, however, will not definitively require withdrawal of the participant from the study, but may determine a participant's eligibility to receive a second dose or evaluability in the per-protocol analysis set.

If a participant receives a prohibited concomitant medication, the investigator in consultation with the Sponsor will evaluate any potential impact on receipt of study intervention based on time the medication was administered, the medication's pharmacology and pharmacokinetics, and whether the medication will compromise the participant's safety or interpretation of the data (see Section 7.1).

- Investigational products indicated for the treatment of SARS-CoV-2 or COVID-19
Note: For participants who become hospitalized with COVID-19, receipt of licensed treatment options and/or participation in investigational treatment studies is permitted.
- Experimental vaccinations, other than AZD1222, for prevention of SARS-CoV-2 or COVID-19.
Note: Participants choosing to receive a licensed and/or authorized COVID-19 vaccine should inform the Investigator so it can be properly documented. Participants, who receive a licensed and/or authorized COVID-19 vaccine outside the study, should be encouraged to continue study conduct to be followed for safety reporting and all assessments.
- Receipt of any vaccine (licensed or investigational) other than licensed influenza vaccines within 30 days prior to and after administration of study intervention (eg, Dose 1 and Dose 2). Thirty (30) days after the second vaccination, other routine vaccinations are permitted as clinically indicated.
- Glucocorticoids at a dose ≥ 20 mg/day of prednisone or equivalent given daily or on alternate days for ≥ 14 consecutive days between randomization and the participant's scheduled final visit
- Other systemically administered drugs with significant immunosuppressive activity, such

as azathioprine, tacrolimus, cyclosporine, methotrexate, or cytotoxic chemotherapy between randomization and the participant's scheduled final visit

- Immunoglobulins and/or any blood product

6.6 Dose Modification

Study intervention will be administered as described in Section 6.1.2. Dose modification is not permitted.

6.7 Intervention After the End of the Study

There is no intervention after the end of the study (see definition in Section 4.4).

7 DISCONTINUATION OF STUDY INTERVENTION AND PARTICIPANT DISCONTINUATION/WITHDRAWAL

7.1 Discontinuation of Study Intervention

Each participant in Part A will receive 2 doses of blinded study intervention (see Section 6). An individual participant will not receive the first or second dose of blinded study intervention if any of the following occur in the participant in question:

- 1 Withdrawal of consent after signing informed consent
- 2 Participant meets one or more of the exclusion criteria or fails to meet all inclusion criteria for study participation
- 3 Laboratory-confirmed SARS-CoV-2 infection
- 4 Participant is pregnant or nursing
- 5 Any allergic reaction including anaphylaxis that is assessed as related to study intervention
- 6 Any SAE assessed as related to study intervention
- 7 Any AE that, in the judgment of the site investigator, is related to study intervention and may jeopardize the safety of the study participant
- 8 Receipt of a prohibited concomitant medication that may jeopardize the safety of the study participant or interpretation of the data

Each participant who has received at least one dose of study intervention will be followed for the full study period unless consent is withdrawn specifically from further study participation, or the participant is lost to follow-up. Participants who have not received study intervention, regardless of reason, will not be followed.

7.1.1 Study Suspension or Termination

The Sponsor reserves the right to temporarily suspend or permanently terminate this study or a component of the study at any time. The reasons for temporarily suspending the study may include, but are not limited, to the following:

- Any death, SAE, or other safety finding assessed as related to study intervention that in the opinion of the Sponsor may preclude further administration of study intervention

No additional participants will be randomized or treated with study intervention until review by the COVID-19 Vaccine DSMB is complete (see [Appendix A 5](#) for COVID-19 Vaccine DSMB information).

7.2 Participant Withdrawal from the Study

- A participant may withdraw from the study at any time at his/her own request, or may be withdrawn at any time at the discretion of the investigator for safety, behavioral, compliance, or administrative reasons. This is expected to be uncommon.
- A participant who considers withdrawing from the study must be informed by the investigator about modified follow-up options (eg, telephone contact, a contact with a relative or treating physician, or information from medical records).
- If the participant withdraws consent for disclosure of future information, the Sponsor may retain and continue to use any data collected before such a withdrawal of consent.
- If a participant withdraws from the study, it should be confirmed if he/she still agrees for existing samples to be used in line with the original consent. If he/she requests withdrawal of consent for use of samples, destruction of any samples taken should be carried out in line with what was stated in the informed consent and local regulation. The investigator must document the decision on use of existing samples in the site study records and inform the Sponsor Study Team. If the participant does not specifically request withdrawal of consent for use of samples, then the samples collected prior to the consent withdrawal will be destroyed once protocol-specified sample analysis is complete.

7.3 Lost to Follow-up

A participant will be considered lost to follow-up if he or she repeatedly fails to return for scheduled visits and is unable to be contacted by the study site.

The following actions must be taken if a participant fails to return to the clinic for a required study visit:

- The study site must attempt to contact the participant and reschedule the missed visit as soon as possible and counsel the participant on the importance of maintaining the assigned visit schedule and ascertain whether or not the participant wishes to and/or should continue in the study.

- Before a participant is deemed lost to follow-up, the investigator or designee must make every effort to regain contact with the participant (where possible, 3 telephone calls and, if necessary, a certified letter to the participant's last known mailing address or local equivalent methods). These contact attempts should be documented in the participant's medical record.
- Should the participant continue to be unreachable, he/she will be considered to have withdrawn from the study.

Discontinuation of specific sites or of the study as a whole are handled as part of [Appendix A](#).

8 STUDY ASSESSMENTS AND PROCEDURES

- Study procedures and their timing are summarized in the SoA (Section 1.3). Protocol waivers or exemptions are not allowed.
- Immediate safety concerns should be discussed with the Sponsor immediately upon occurrence or awareness to determine if the participant should continue or discontinue study intervention.
- Adherence to the study design requirements, including those specified in the SoA (Section 1.3) is essential and required for study conduct.
- All screening evaluations must be completed and reviewed to confirm that potential participants meet all eligibility criteria. The investigator will maintain a screening log to record details of all participants screened and to confirm eligibility or record reasons for screening failure, as applicable.
- Procedures conducted as part of the participant's routine clinical management (eg, blood count) and obtained before signing of the ICF may be utilized for screening or baseline purposes provided the procedures met the protocol-specified criteria and were performed within the time frame defined in the SoA.

8.1 Efficacy Assessments

8.1.1 Monitoring COVID-19 Symptoms

Study sites will contact participants weekly (telephone/email/text) through Day 360 with reminders to monitor for COVID-19 symptoms. Participants who present with at least one of the COVID-19 qualifying symptoms listed below must contact the study team. With the exception of fever, shortness of breath, or difficulty breathing, the symptom must be present for 2 or more days. During the 7 days following administration of each dose of study intervention, investigator judgement should be used to determine which participants should initiate illness visits as symptoms may be due to the reactogenicity of the study intervention as opposed to potentially due to infection with SARS-CoV-2.

If a participant presents with a COVID-19 qualifying symptom(s) on Days 1-3, the nasal swab collected on Day 1 will be tested locally for SARS-CoV-2 (see Section 8.6.1.1). If positive, the participant will be instructed to initiate illness visits. If negative, the participant will

continue with scheduled assessments per their assigned study (ie, main study [Table 2] or substudy [Table 3]).

Participants who present with a COVID-19 qualifying symptom(s) after Day 3 will be instructed to initiate illness visits and be tested for SARS-CoV-2.

COVID-19 Qualifying Symptoms

Participant must present with at least one of the following symptoms	
Duration	Symptom
No minimum duration	Fever
	Shortness of breath
	Difficulty breathing
Must be present for ≥ 2 consecutive days	Chills
	Cough
	Fatigue
	Muscle aches
	Body aches
	Headache
	New loss of taste
	New loss of smell
	Sore throat
	Congestion
	Runny nose
	Nausea
	Vomiting
Diarrhea	

Adapted from (CDC 2020).

8.1.2 Illness Visits

Symptomatic participants (as defined in Section 8.1.1) will be instructed to visit the study site for initiation of illness assessments (Table 4); where supported, home or mobile visits may be substituted for the site visits. Symptomatic participants will complete the Day 1 illness visit and will be instructed to continue with the home collection requirements (eg, digital health device and Illness e-Diary recordings, and saliva samples). SARS-CoV-2 RT-PCR results will be available during the home collection period and participants will be informed of their status. The results of the COVID-19 RT-PCR testing should also be reported to the participants' primary care providers. Only participants who test positive will be instructed to continue with the illness visits, including home collection of saliva samples and digital health

device and Illness e-Diary recordings. Participants who test negative for SARS-CoV-2 will be instructed to stop all illness visit assessments and return the digital health device. Should symptoms persist despite a negative test result, Investigators should provide appropriate clinical follow-up of participants, as clinically indicated. Once Illness visits are discontinued, participants will continue with follow-up visits per their assigned study (ie, main study [Table 2] or substudy [Table 3]).

8.1.2.1 SARS-CoV-2 Testing and Other Virology Assessments

At the Day 1 illness visit, mid-turbinate nasal swabs and nasopharyngeal swabs will be collected and tested for SARS-COV-2 by authorized RT-PCR assays (see Section 8.6.1.1).

Saliva will be collected during site illness visits and by self-collection at home throughout the illness visits to quantify duration of viral shedding (see Section 8.6.1.2). Other virology assessments are described in Section 8.6.

Genotypic evaluation of SARS-CoV-2 is planned at Day 1 and Day 14 illness visits. Supplemental genotypic evaluation may also be performed at Day 21 and Day 28 illness visits based upon logistical constraints, safety signals, or emerging data on efficacy of AZD1222 against viral variants.

8.1.2.2 Digital Health Device

At the Day 1 illness visit, participants will receive a wearable, digital health device (eg, Current Health Monitoring System) and be trained on use of the biosensor, unless participant is found to be SARS-CoV-2 negative at the Day 1 illness visit. The digital health device will continuously track biophysical parameters, including but not limited to, serial measurements of skin temperature, heart rate, respiratory rate, blood oxygen saturation, and physical activity.

Data will be obtained from the biosensor and transmitted via a wireless hub from the participant to the vendor platform. The vendor platform will be monitored remotely 24 hours a day by a team which includes registered nurses. The monitoring team will receive technical alerts if there are data or device issues, and physiologic alerts if participants' vital signs meet prespecified criteria. The physiologic alerts are intended to provide an early indication of worsening health status that would allow the monitoring team and investigator to provide appropriate follow-up. All alerts will be triaged and followed up by the monitoring team according to agreed-upon monitoring protocols. A registered nurse will review the alerts requiring clinical attention and will apply clinical judgement (based on the Schmitt-Thompson COVID-19 - Diagnosed or Suspected After Hours Telephone Triage Protocols) (Schmitt-Thompson 2020) to determine which alerts can be addressed directly with the participant via telephone, and which alerts should be escalated to the on-call clinician at the site. If escalation is required, the nurse will contact the on-call clinician by telephone and the clinician will then be responsible for subsequent follow-up. For all technical and physiologic alerts, details

regarding the nature of the alert and action taken will be documented within the Current Health Monitoring System and an informational email will be sent to the investigator within 2 hours for further follow-up if required. If local regulations prohibit the monitoring team from collecting identifying information about participants, or from contacting study participants directly, the Investigator and site staff will be responsible for monitoring the transmitted data and responding to both technical and physiologic alerts 24 hours a day.

The data from the biosensor and remote monitoring are not intended to substitute for protocol-mandated standard safety monitoring, participant self-reporting, or participant oversight, which remains the responsibility of the investigator.

Along with the device, participants will be provided with a paper-based Quick Start Guide containing general instructions for the device as well as frequently asked questions. A reference copy of the document will be retained in the Site Master File.

Participants who test positive for SARS-CoV-2 will be instructed to continue wearing the digital health device until the COVID-19-associated symptoms resolve or until the Day 28 illness visit. Participants who test negative and stop the illness visits will be instructed to return the digital health device.

8.1.2.3 Illness e-Diary

An Illness e-Diary will be used to collect self-reported information about COVID-19-associated symptoms (listed below per CDC ([CDC 2020](#))). At the Day 1 illness visit, participants (or, if applicable, their caregiver, surrogate, or legally authorized representative) will be given access to the Illness e-Diary and trained by study staff on how to record the information and assess the severity of the symptoms, unless participant is found to be SARS-CoV-2 negative at the Day 1 illness visit.

Participants who test positive for SARS-CoV-2 will be instructed to continue recording in the Illness e-Diary until symptoms resolve or until the Day 28 illness visit. Participants who test negative will be instructed to stop Illness e-Diary recording.

Study sites will monitor the health status of participants via Illness e-Diary responses after the Day 1 illness visit, and will call participants as needed based on these responses.

COVID-19 Symptoms

- Fever
- Shortness of breath
- Difficulty breathing
- Chills
- Cough
- Fatigue
- Muscle aches
- Body aches
- Headache
- New loss of taste
- New loss of smell
- Sore throat
- Congestion
- Runny nose
- Nausea
- Vomiting
- Diarrhea

8.1.3 Severe COVID-19

The severity of COVID-19 will be evaluated in participants with symptoms of COVID-19. A diagnosis of severe or critical COVID-19 will include laboratory-confirmed COVID-19 (SARS-CoV-2 RT-PCR-positive symptomatic illness) plus any of the following:

- Clinical signs at rest indicative of severe systemic illness (respiratory rate ≥ 30 breaths per minute, heart rate ≥ 125 beats per minute, oxygen saturation $\leq 93\%$ on room air at sea level, or partial pressure of oxygen to fraction of inspired oxygen ratio < 300 mm Hg)
- Respiratory failure (defined as needing high-flow oxygen, noninvasive ventilation, mechanical ventilation or extracorporeal membrane oxygenation)
- Evidence of shock (systolic blood pressure < 90 mm Hg, diastolic blood pressure < 60 mm Hg, or requiring vasopressors)
- Significant acute renal, hepatic, or neurologic dysfunction
- Admission to an intensive care unit
- Death

8.1.4 Medical Notes Review

With the participant's consent, the study team will request access to medical notes or submit a data collection form for completion by attending clinical staff on any medically-attended COVID-19 episodes. Any data relevant for assessment of the efficacy endpoints or vaccine-associated enhanced respiratory disease (see Section 8.3.9) will be collected. These are likely to include, but not limited to, information on intensive care unit admissions, clinical parameters such as oxygen saturation, respiratory rates and vital signs, need for oxygen therapy, need for ventilatory support, imaging, blood tests results, and overall outcome (survival or death).

8.1.5 Monitoring for Asymptomatic Infection

Blood samples will be collected according to the SoA (Section 1.3) for SARS-CoV-2 serology testing to monitor participants for asymptomatic infection. See description of assessment in Section 8.5.2.1.

8.2 Safety Assessments

Planned time points for all safety assessments are provided in the SoA (Section 1.3).

8.2.1 Physical Examinations

A complete physical examination will be performed at screening followed by targeted physical examinations as specified in the SoA (Section 1.3).

- A complete physical examination will include, but not be limited to, assessment of height, weight, general appearance, head, ears, eyes, nose, throat, neck, skin, as well as cardiovascular, respiratory, abdominal, and nervous systems. Each clinically significant abnormal finding at screening will be recorded in the medical history.
- A targeted physical examination will include areas suggested by the medical history. Each clinically significant abnormal finding following vaccination will be recorded as an AE.
- All physical examinations will be performed by a licensed healthcare provider (eg, physician, physician assistant, or licensed nurse practitioner).

8.2.2 Vital Signs

Vital signs, including heart rate, pulse oximetry, blood pressure, and body temperature, will be performed as specified in the SoA (Section 1.3). The participant should be resting prior to the collection of vital signs.

Data collected through the digital health device on heart rate, respiratory rate, temperature, and oxygen saturation level will be recorded as exploratory efficacy measurements and should not be reported as AEs unless resulting in an MAAE or SAE.

Situations in which vital sign results should be reported as AEs are described in Section 8.3.5.

8.2.3 Clinical Laboratory Assessments

A Laboratory Manual will be provided to the sites that specifies the procedures for collection, processing, storage, and shipment of samples, as well as laboratory contact information, specific to this clinical study.

For women participants of childbearing potential, a urine sample for pregnancy testing will be collected according to the SoA (Section 1.3). Urine pregnancy tests for β -hCG may be performed at the site using a licensed test (dipstick). If urine tests positive or indeterminate, a quantitative serum β -hCG will be performed for confirmation.

Additional safety samples may be collected if clinically indicated at the discretion of the investigator

8.3 Adverse Events and Serious Adverse Events

The principal investigator is responsible for ensuring that all staff involved in the study are familiar with the content of this section.

The definitions of an AE or SAE can be found in [Appendix B](#).

All AEs are considered to be unsolicited AEs (collected by ‘open question’ at study visits) unless categorized as solicited AEs recorded in the substudy only.

Solicited AEs are local or systemic predefined events for assessment of reactogenicity. Solicited AEs will be collected in a Solicited AE e-Diary only for participants in the substudy (Section 8.3.7), and will be assessed separately from the (unsolicited) AEs collected during the study.

General information for AEs in this protocol excludes solicited AEs.

AEs will be reported by the participant (or, when appropriate, by a caregiver, surrogate, or the participant's legally authorized representative).

The investigator and any designees are responsible for detecting, documenting, and recording events that meet the definition of an AE.

8.3.1 Time Period and Frequency for Collecting AE and SAE Information

AEs will be recorded for 28 days post each dose of study intervention.

Solicited AEs will be recorded only for participants in the substudy for 7 days post each dose of study intervention.

SAEs will be recorded from the time of signature of the informed consent form through the last participant contact.

MAAEs and AESIs will be recorded from Day 1, post treatment, through the last participant contact.

See the SoA (Section 1.3) for the scheduled timepoints.

If the investigator becomes aware of an SAE with a suspected causal relationship to the study intervention that occurs after the end of the clinical study in a participant treated by him or her, the investigator shall, without undue delay, report the SAE to the Sponsor.

8.3.2 Follow-up of AEs and SAEs

Any AEs that are unresolved at the participant's last AE assessment in the study are followed up by the investigator for as long as medically indicated, but without further recording in the eCRF. The Sponsor retains the right to request additional information for any participant with ongoing AE(s)/SAE(s) at the end of the study, if judged necessary.

AE variables

The following variables will be collected for each AE:

- AE (verbatim)
- Date when the AE started and stopped
- Severity grade/maximum severity grade/changes in severity grade
- Whether the AE is serious or not
- Investigator causality rating against the study intervention (yes or no)
- Action taken with regard to study intervention
- AE caused participant's withdrawal from study (yes or no)
- Outcome

In addition, the following variables will be collected for SAEs:

- Date AE met criteria for SAE
- Date investigator became aware of SAE
- AE is serious due to
- Date of hospitalization
- Date of discharge
- Probable cause of death
- Date of death
- Autopsy performed
- Causality assessment in relation to study procedure(s)
- Causality assessment to other medication

A revised toxicity grading scale from US FDA guidance for healthy volunteers enrolled in a preventive vaccine clinical study ([FDA 2007](#)) will be utilized for all unsolicited events with an assigned severity grading including Grade 5.

8.3.3 Causality Collection

The investigator should assess causal relationship between study intervention and each AE, and answer 'yes' or 'no' to the question 'Do you consider that there is a reasonable possibility that the event may have been caused by the investigational product?'

For SAEs, causal relationship should also be assessed for other medication and study procedures. Note that for SAEs that could be associated with any study procedure the causal relationship is implied as 'yes.'

A guide to the interpretation of the causality question is found in [Appendix B](#).

8.3.4 Adverse Events Based on Signs and Symptoms

All AEs spontaneously reported by the participant or reported in response to the open question from the study site staff: 'Have you had any health problems since the previous visit/you were last asked?', or revealed by observation will be collected and recorded in the eCRF. When collecting AEs, the recording of diagnoses is preferred (when possible) to recording a list of signs and symptoms. However, if a diagnosis is known and there are other signs or symptoms that are not generally part of the diagnosis, the diagnosis and each sign or symptom will be recorded separately.

8.3.5 Adverse Events Based on Examinations and Tests

The results from the Clinical Study Protocol-mandated vital signs will be summarized in the CSR.

Deterioration as compared to baseline in protocol-mandated vital signs should therefore only be reported as AEs if they fulfil any of the SAE or MAAE criteria or are considered to be clinically relevant as judged by the investigator (which may include but not limited to consideration as to whether treatment or non-planned visits were required).

If deterioration in a vital sign is associated with clinical signs and symptoms, the sign or symptom will be reported as an SAE or MAAE, and the associated vital sign will be considered as additional information.

8.3.6 Hy's Law

Cases where a participant shows elevations in liver biochemistry may require further evaluation. Any occurrences of AST or ALT $\geq 3 \times$ ULN together with total bilirubin $\geq 2 \times$ ULN *and* confirmed as a Hy's Law case should be reported as an SAE.

Hy's Law

AST or ALT $\geq 3 \times$ ULN together with TBL $\geq 2 \times$ ULN, where no other reason, other than the study intervention, can be found to explain the combination of increases, eg, elevated ALP

indicating cholestasis, viral hepatitis, another drug. The elevation in transaminases must precede or be coincident with (ie, on the same day) the elevation in TBL, but there is no specified timeframe within which the elevations in transaminases and TBL must occur.

8.3.7 Solicited Adverse Events (Only for Substudy)

Local and systemic predefined solicited AEs for reactogenicity assessment (Table 9) will be collected in a Solicited AE e-Diary for 7 days following administration of each dose of study intervention only from participants in the substudy.

Solicited AEs should not be reported as unsolicited AEs (see Section 8.3). However, solicited AEs should be reported as SAEs or MAAEs if they fulfil the criteria (see Sections 8.3 and 8.3.8, respectively).

Table 9 List of Predefined Solicited Adverse Events for Reactogenicity Assessment

Local	Systemic
Pain at the site of injection	Fever (> 100 °F [> 37.8 °C]) ^a
Erythema/redness at the site of injection ^b	Chills
Tenderness	Muscle pains
Induration/swelling at the site of the injection ^b	Fatigue
	Headache
	Malaise
	Nausea
	Vomiting

^a Fever measured by any route. Investigators who consider a temperature lower than this cutoff as a fever or a ‘fever’ reported by participants without documentation by a thermometer should record the event as ‘elevated body temperature.’

^b Swelling and redness must be ≥ 0.25 inches (≥ 0.6 centimeters) in diameter.

Solicited AE e-Diary

On Day 1, participants in the substudy (or, if applicable, their caregiver, surrogate, or legally authorized representative) will be given an oral thermometer, tape measure, and access to the Solicited AE e-Diary, with instructions on use, along with the emergency 24-hour telephone number to contact the on-call study physician if needed.

Participants will be instructed to record for 7 days following administration of each dose of study intervention, the timing and severity of local and systemic solicited AEs, if applicable, and whether medication was taken to relieve the symptoms.

Severity Assessment of Solicited AEs

Severity will be assessed for solicited AEs by the participant (or, if applicable, their caregiver, surrogate, or legally authorized representative) according to toxicity grading scales modified and abridged from the US FDA guidance (FDA 2007) as defined in Appendix D. Because solicited AEs are expected to occur after vaccination, they will not be assessed for relationship to study intervention.

8.3.8 Medically Attended Adverse Events

MAAEs will be collected according to the timepoints specified in the SoA (Section 1.3).

MAAEs are defined as AEs leading to medically-attended visits that were not routine visits for physical examination or vaccination, such as an emergency room visit, or an otherwise unscheduled visit to or from medical personnel (medical doctor) for any reason. AEs, including abnormal vital signs, identified on a routine study visit or during the scheduled illness visits will not be considered MAAEs.

8.3.9 Adverse Events of Special Interest

AESIs will be collected according to the timepoints specified in the SoA (Section 1.3).

AESIs are events of scientific and medical interest specific to the further understanding of study intervention safety profile and require close monitoring and rapid communication by the investigators to the Sponsor. AESIs for AZD1222 are based on Brighton Collaboration case definitions (SPEAC 2020), clinical experience, and scientific interest. See Appendix E for a listing and description of AZD1222 AESIs.

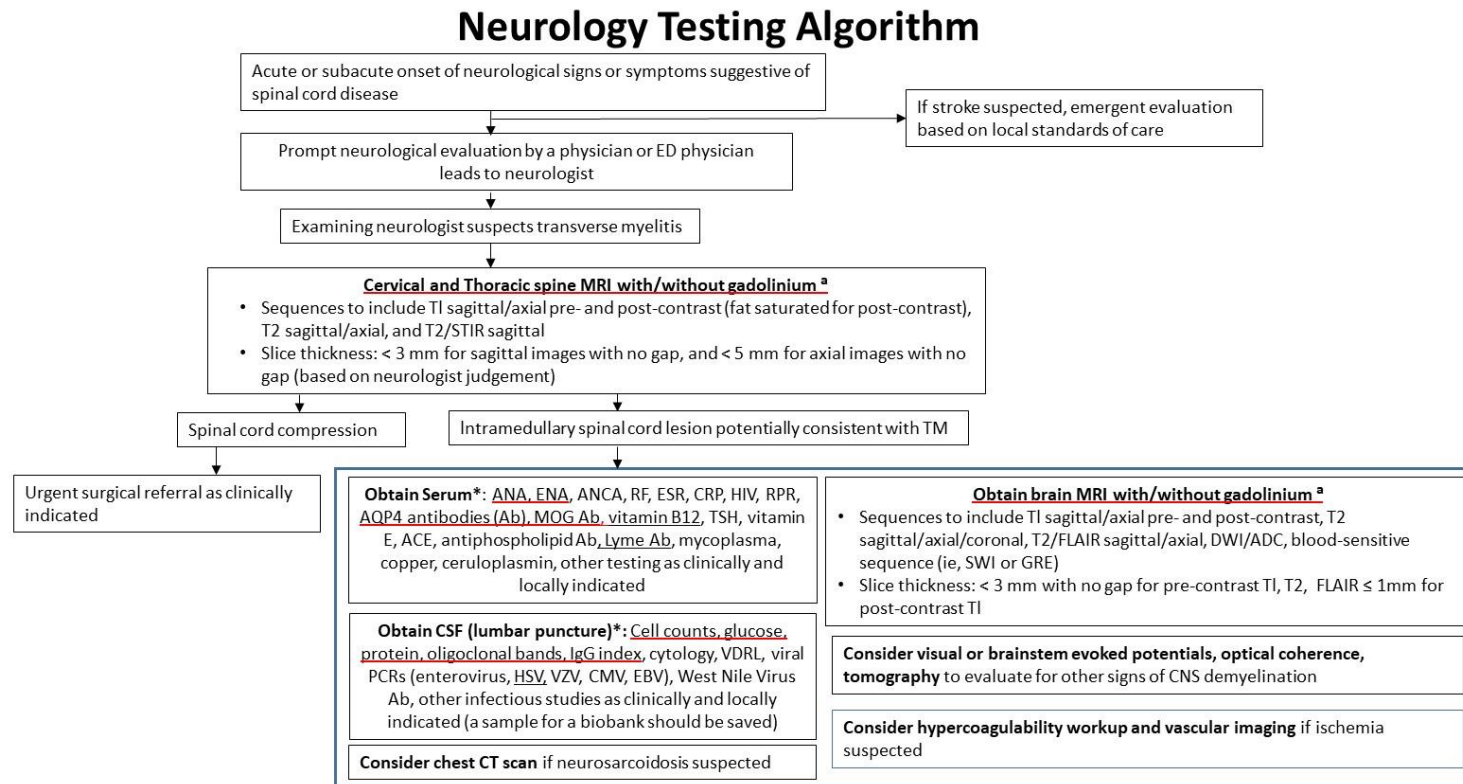
An AESI can be serious or non-serious. All AESIs will be recorded in the eCRF. If any AESI occurs in the course of the study, investigators or other site personnel will inform the appropriate Sponsor representatives within one day ie, immediately but **no later than 24 hours** of when he or she becomes aware of it. Serious AESIs will be recorded and reported as per Section 8.3.10.

8.3.9.1 Potential Neurological AESIs

If a participant experiences new onset (acute or subacute) motor and sensory disturbances (eg, weakness, numbness, paresthesias, hypoesthesia, hyperesthesia, dysesthesias), bowel/bladder dysfunction, gait impairment, visual disturbance, or any event of myelitis, encephalomyelitis, transverse myelitis, or other sudden neurological deficit, there should be prompt neurological evaluation, including referral to a neurology specialist for further evaluation and testing, as clinically indicated. Testing can include evaluation for peripheral demyelinating conditions (eg, EMG). In cases of concern for spinal cord disease, see Figure 3 for a recommended testing algorithm.

An independent Neurological AESI Expert Committee will review and provide advice on the diagnosis and causality assessment of selected neurological AESIs occurring in the AZD1222 clinical development program (see [Appendix A 5](#)).

Figure 3 Neurology Testing Algorithm



*recommended tests based on clinical judgement. Core set underlined

^a Adapted from (Rovira et al 2015)

Ab = antibody; ACE = angiotensin converting enzyme; ADC = apparent diffusion coefficient; ANA = antinuclear antibody; ANCA = antineutrophil cytoplasmic antibodies; AQP4 = aquaporin 4; CMV = cytomegalovirus; CNS = central nervous system; CRP = c-reactive protein; CSF = cerebral spinal fluid; CT = computed tomography; DWI = diffusion-weighted image; EBV = Epstein-Barr virus; ED = emergency department; ENA = extractable nuclear antigen antibodies; ESR = erythrocyte sedimentation rate; FLAIR = fluid-attenuated inversion recovery; GRE = gradient echo; HIV = human immunodeficiency virus; HSV = herpes simplex virus; IgG = immunoglobulin G; MOG = myelin oligodendrocyte glycoprotein; MRI = magnetic resonance image; PCR = polymerase chain reaction; RF = rheumatoid factor; RPR = rapid plasma reagin; STIR = short T1 inversion recovery; SWI = susceptibility-weighted imaging; TSH = thyroid stimulating hormone; TM = transverse myelitis; VDRL = Venereal Disease Research Laboratories; VZV = varicella-zoster virus.

8.3.10 Reporting of Serious Adverse Events

All SAEs have to be reported, whether or not considered causally related to the study intervention, or to the study procedure(s). All SAEs will be recorded in the eCRF.

If any SAE occurs in the course of the study, investigators or other site personnel will inform the appropriate Sponsor representatives within one day ie, immediately but **no later than 24 hours** of when he or she becomes aware of it.

The designated Sponsor representative will work with the investigator to ensure that all the necessary information is provided to the AstraZeneca Patient Safety data entry site **within one calendar day** of initial receipt for fatal and life-threatening events **and within 5 calendar days** of initial receipt for all other SAEs.

For fatal or life-threatening AEs where important or relevant information is missing, active follow-up will be undertaken immediately. Investigators or other site personnel will inform Sponsor representatives of any follow-up information on a previously reported SAE within one calendar day, ie, immediately but no later than 24 hours of when he or she becomes aware of it.

Once the investigators or other site personnel indicate an AE is serious in the EDC system, an automated email alert is sent to the designated Sponsor representative.

If the EDC system is not available, then the investigator or other study site staff reports an SAE to the appropriate Sponsor representative by telephone or other method.

The Sponsor representative will advise the investigator/study site staff how to proceed.

For further guidance on the definition of an SAE, see [Appendix B](#).

The reference document for definition of expectedness is the AZD1222 IB, Section 5.6.

8.3.11 Pregnancy

All pregnancies and outcomes of pregnancy with conception dates following administration of study intervention should be reported to the Sponsor, except if the pregnancy is discovered before the participant has received any study intervention.

8.3.11.1 Maternal Exposure

Female participants who are pregnant or have a confirmed positive pregnancy test at screening or Day 1 will be excluded from the study (see Section 5.2). Pregnancy itself is not regarded as an AE unless there is a suspicion that the study intervention may have interfered with the effectiveness of a contraceptive medication. Congenital abnormalities/birth defects and spontaneous miscarriages should be reported and handled as SAEs. Elective abortions without

complications should not be handled as AEs. The outcome of all pregnancies (spontaneous miscarriage, elective termination, ectopic pregnancy, normal birth or congenital abnormality) should be followed up and documented even if the participant was discontinued from the study.

If any pregnancy occurs in the course of the study, then the investigator or other site personnel informs the appropriate Sponsor representatives within **1 day**, ie, immediately but **no later than 24 hours** of when he or she becomes aware of it.

The designated Sponsor representative works with the investigator to ensure that all relevant information is provided to the AstraZeneca Patient Safety data entry site **within 1 or 5 calendar days** for SAEs (see Section 8.3.10) and **within 30 days** for all other pregnancies that are not associated with an SAEs.

The same timelines apply when outcome information is available.

The PREGREP module in the eCRF is used to report the pregnancy and the paper-based PREGOUT module may be used to report the outcome of the pregnancy.

8.3.12 Medication Error

If a medication error occurs, then the investigator or other site personnel informs the appropriate Sponsor representatives within **1 day**, ie, immediately but **no later than 24 hours** of when he or she becomes aware of it.

The designated Sponsor representative works with the investigator to ensure that all relevant information is completed within **1** (Initial Fatal/Life-Threatening or follow up Fatal/Life-Threatening) **or 5** (other serious initial and follow up) **calendar days** if there is an SAE associated with the medication error (see Section 8.3.10) and **within 30 days** for all other medication errors.

The definition of a Medication Error can be found in [Appendix B 4](#).

8.3.13 Medical Device Deficiencies

Any deficiency observed with the digital health device (third-party medical device) will be collected and reported to the manufacturer by the investigators or other site personnel within one day ie, immediately but no later than 24 hours of when he or she becomes aware of it.

A medical device deficiency is an inadequacy of a medical device with respect to its identity, quality, durability, reliability, safety, or performance. Medical device deficiencies include malfunctions, use errors, and information supplied by the manufacturer.

The manufacturer's medical device complaint report will be used to collect the deficiency.

8.4 Overdose

For this study, any dose of study intervention exceeding that specified in the protocol will be considered an overdose.

There is no specific treatment for an overdose with AZD1222. If overdose occurs, the participant should be treated supportively with appropriate monitoring as necessary.

- An overdose with associated AEs is recorded as the AE diagnosis/symptoms on the relevant AE modules in the eCRF and on the Overdose eCRF module
- An overdose without associated symptoms is only reported on the Overdose eCRF module

If an overdose occurs in the course of the study, the investigator or other site personnel inform appropriate Sponsor representatives immediately, but **no later than 24 hours** after when he or she becomes aware of it.

The designated Sponsor representative works with the investigator to ensure that all relevant information is provided to the AstraZeneca Patient Safety data entry site **within one or 5 calendar days** for overdoses associated with an SAE (see Section 8.3.10) and **within 30 days** for all other overdoses.

8.5 Human Biological Samples

Instructions for the collection and handling of biological samples will be provided in the study-specific laboratory manual. Samples should be stored in a secure storage space with adequate measures to protect confidentiality. Further details on Handling of Human Biological Samples are provided in [Appendix C](#).

Samples will be stored for a maximum of 15 years from the date of the issue of the CSR in line with consent and local requirements, after which they will be destroyed/repatriated.

Remaining biological sample aliquots will be retained at the Sponsor or its designee for a maximum of 15 years following issue of the CSR. Additional use excludes genetic analysis and includes but is not limited to, analysis of COVID-19 and other coronavirus-related diseases or vaccine-related responses, eg, exploratory immunology, such as systems serology and profiling of B- and T-cell repertoire. The results from further analysis will not be reported in the CSR.

8.5.1 Pharmacokinetics

Pharmacokinetic parameters are not evaluated in this study.

8.5.2 Immunogenicity Assessments

Serum samples for immunogenicity assessments will be collected according to the SoA (Section 1.3). Samples will be collected, labelled, stored, and shipped as detailed in the Laboratory Manual. Results for exploratory immunogenicity analyses may be reported separately from the CSR.

8.5.2.1 SARS-CoV-2 Serology Assessments

Serum samples will be collected to assess SARS-CoV-2 antigen-specific antibody levels from all participants according to the SoA (Section 1.3). Authorized laboratories will assess serologic responses to AZD1222 by the rate of participants seroconverting from negative to positive as defined by a validated immunoassay directed at the SARS-CoV-2 S antigen. The rate of asymptomatic SARS-CoV-2 infection in participants receiving AZD1222 vs saline placebo will be determined by seroconversion in a SARS-CoV-2 Nucleocapsid assay operated by an authorized laboratory. Serologic assessment to S, RBD, and Nucleocapsid antigens will also be assessed quantitatively using a validated multiplexed MSD immunoassay.

8.5.2.2 SARS-CoV-2 Neutralizing Antibody Assessments

Serum samples to measure SARS-CoV-2 neutralizing antibody levels will be collected from participants in the substudy according to the timepoints specified in the SoA (Section 1.3). Authorized laboratories will measure neutralizing antibodies to SARS-CoV-2 using validated wild-type neutralization assay or pseudo-neutralization assays.

8.5.2.3 Assessment of Mucosal Responses

Nasal samples to evaluate SARS-CoV-2 antigen-specific antibody responses in nasal secretions will be collected from participants in the substudy, from participants enrolled in the immunogenicity cohort, and during illness visits according to the SoA (Section 1.3). Nasal adsorption specimens will be collected by synthetic absorptive matrix sampling as outlined in the laboratory manual. Antibody responses to SARS-CoV-2 S, RBD, and Nucleocapsid antigens may be assessed in a qualified multiplexed MSD immunoassay and stratified by antibody isotype (IgA, IgG, IgM).

8.5.2.4 Assessment of Cell-mediated Immune Responses

Cell-mediated immune responses (ie, B-cell and T-cell responses) will be assessed by characterizing PBMCs using methods that may include T-cell ELISpot assays to SARS-CoV-2 antigens, flow cytometry after intracellular cytokine staining, single-cell RNA sequencing, B-cell and T-cell receptor sequencing, and other methodology as determined by the Sponsor and/or authorized laboratories. Data on Th1/Th2 polarization after AZD1222 vaccination will be provided and may be reported separately from the CSR. Samples will be collected from up to 300 participants in the substudy, from approximately 300 participants in the immunogenicity cohort, and from up to approximately the first 3 000 participants, where

operationally feasible, during the Day 1 illness visit, as well as participants who have a positive SARS-CoV-2 RT-PCR result at timepoints specified in the SoA (Section 1.3).

Additionally, plasma will be isolated from the whole blood samples collected to isolate PBMCs, which may be utilized for exploratory immunogenicity and biomarker analyses as outlined in Section 8.6.2.

8.5.2.5 Additional Serum Immunogenicity

Additional serum samples for exploratory immunogenicity evaluation will be obtained according to the SoA (Section 1.3). Serologic assessment to seasonal coronavirus antigens will also be assessed quantitatively using a qualified multiplexed MSD immunoassay, while anti-vector immune responses (ie, ChAdOx1 neutralizing antibody responses) will characterize the induction of antibodies to the ChAdOx1 vector and the persistence of these antibodies over time. Exploratory sera samples may be utilized to investigate additional humoral and cellular immune responses as well as potential correlates of protection as determined by the Sponsor and/or authorized laboratories based upon emerging safety, efficacy, and immunogenicity data.

8.5.3 Pharmacodynamics

Pharmacodynamics are not evaluated in this study.

8.6 Human Biological Sample Biomarkers

8.6.1 Collection of Mandatory Samples for Biomarker Analysis

By consenting to participate in the study, the participant consents to participate in the mandatory research components of the study.

Samples for biomarker research are required and will be collected from participants during illness visits as specified in the SoA (Section 1.3). Mid-turbinate nasal and nasopharyngeal swabs will be collected at site illness visits for virologic assessments. Saliva samples will be collected at site illness visits and by the participants during the home-collection period. These biomarker measurements will support our understanding of potential correlates of protection, duration of immune responses, and correlations between immunogenicity and reactogenicity. Details for sample collection, processing, and testing will be provided in the Laboratory Manual.

Any results from such analyses may be reported separately from the CSR.

8.6.1.1 Virologic Assessments

Instructions for obtaining and processing mid-turbinate nasal swabs and nasopharyngeal swab samples are provided in the Laboratory Manual. Mid-turbinate nasal and nasopharyngeal swabs will be assessed by authorized RT-PCR assays for the detection of SARS-CoV-2 by

local and central laboratories, respectively. Genotypic analysis of the viral S protein will be performed by next generation sequencing modalities. Additionally, a validated multiplexed respiratory panel may be utilized to assess for the presence of other respiratory pathogens in nasopharyngeal swabs in a central laboratory operated on behalf of the Sponsor.

8.6.1.2 Assessment of Viral Shedding

Viral shedding will be assessed in saliva samples collected using a Spectrum DNA (SDNA-1000) collection kit or other saliva collection devices at site illness visits or self-collected at home, by an authorized RT-PCR assay for the measurement of SARS-CoV-2. Collection of saliva sample for viral shedding is optional in non-USA sites and may occur after a feasibility assessment has been completed.

8.6.2 Other Study-related Biomarker Research

Already collected samples may be analyzed for different biomarkers thought to play a role in COVID-19 severity or outcomes including, but not limited to serum, plasma or mucosal cytokines, quantification of RNA, micro-RNA, and/or non-coding RNA using quantitative RT-PCR, microarray, sequencing, or other technology in blood, PBMCs, or mucosal specimens to evaluate their association with observed clinical responses to AZD1222. Other study-related biomarker research excludes genetic analysis.

For storage, re-use, and destruction of biomarker samples see Section 8.5.

8.7 Optional Genomics Initiative Sample

Optional Genomics Initiative research is not applicable anymore to this study.

8.8 Medical Resource Utilization and Health Economics

Medical resource utilization and health economics are not applicable in this study.

9 STATISTICAL CONSIDERATIONS

9.1 Statistical Hypotheses

The primary efficacy endpoint is a binary response, whereby a participant is defined as a COVID-19 case if their first case of SARS-CoV-2 RT-PCR-positive symptomatic illness occurs ≥ 15 days post second dose of study intervention. Otherwise, a participant is not defined as a COVID-19 case. VE will be calculated as 1-relative risk, which is the incidence in the vaccine group relative to the incidence in the control group. The null hypothesis is: VE is equal to 30%. Whereas, the alternative hypothesis is: VE is not equal to 30%. That is:

- Null hypothesis: $VE = 30\%$
- Alternative hypothesis: $VE \neq 30\%$

The primary efficacy endpoint will be formally assessed at 2 time points during the study, giving an interim analysis and a primary analysis. A Lan-DeMets alpha-spending function has been used to control the overall type I error at 5% with 0.31% alpha at the interim and 4.9% at the primary analysis. At the interim analysis, the VE will be presented with a 2-sided 99.69% CI, and statistical significance will be achieved if the 2-sided 99.69% CI is $> 30\%$. The success criterion for the interim analysis will be statistical significance with an observed VE point estimate of at least 50%. If statistical significance is not achieved at the interim analysis, the primary analysis VE will be presented with a 2-sided 95.10% CI, and statistical significance will be achieved if the 2-sided 95.10% CI is $> 30\%$. The success criterion for the primary analysis of the study will be statistical significance with an observed VE point estimate of at least 50%. If the null is rejected at the interim analysis and the interim success criteria are met, the alpha level used at the primary analysis will be 5%.

In the event that the results of the interim or primary analysis are statistically significant for the primary efficacy endpoint, an additional analysis with 5% alpha will be performed once all participants have completed their first year of follow up.

9.2 Sample Size Determination

Approximately 33 000 participants will be screened such that approximately 30 000 participants will be randomized in a 2:1 ratio to receive 2 IM doses of either 5×10^{10} vp (nominal, $\pm 1.5 \times 10^{10}$ vp) AZD1222 (the active group, n = approximately 20 000) or saline placebo (the control group, n = approximately 10 000) 4 weeks apart.

Note: 'Enrolled' means a participant's, or their legally acceptable representative's, agreement to participate in a clinical study following completion of the informed consent process. Potential participants who are screened for the purpose of determining eligibility for the study, but are not randomly assigned/assigned in the study, are considered 'screen failures', unless otherwise specified by the protocol.

The sample size calculations are based on the primary efficacy endpoint and were derived following a modified Poisson regression approach (Zou 2004). The calculations account for an interim and primary analysis, and the timing of these analyses will be driven by the number of events observed in the study. The interim analysis will be carried out when approximately 50% of the total amount of statistical information is available. A Lan-DeMets alpha-spending function has been used to account for multiplicity, where the Type I error at the interim and primary analyses is with 0.31% alpha at the interim analysis and 4.9% at the primary analysis such that the overall Type I error is controlled at 5%. The calculations assume minimal loss to follow-up as it is anticipated that participants will remain engaged in the study. All participants will be followed for the entire duration of the study.

For the primary efficacy analysis, approximately 150 events meeting the primary efficacy endpoint definition are required across the active and control groups within the population of participants who are seronegative at baseline to detect a VE of 60% with > 90% power. These calculations assume an observed attack rate of approximately 0.8% and are based on a 2-sided test, where the lower bound of the 2-sided 95.10% CI for VE is required to be greater than 30% with an observed point estimate of at least 50%.

An interim efficacy analysis will be conducted when approximately 75 events meeting the primary efficacy endpoint definition have been reported across the active and control groups within the population of participants who are seronegative at baseline, which will give > 70% power to detect a VE of 70% and > 90% power to detect a VE of 75%. These calculations assume an observed attack rate of approximately 0.4% and are based on a 2-sided test, where the lower bound of the 2-sided 99.69% CI for VE is required to be greater than 30% with an observed point estimate of at least 50%. A statistically significant finding at the interim analysis will not be considered a reason to stop the study, but instead will be interpreted as early assessment of efficacy.

9.3 Populations for Analyses

The following populations are defined:

Table 10 Populations for Analysis

Population	Description
All participants analysis set	All participants screened for the study, to be used for reporting disposition and screening failures.
Full analysis set	All randomized participants who received at least one dose of study intervention, irrespective of their protocol adherence and continued participation in the study. Participants will be analyzed according to their randomized treatment irrespective of whether or not they have prematurely discontinued, according to the intent-to-treat principle. Participants who withdraw consent to participate in the study will be included up to the date of their study withdrawal.
Fully vaccinated analysis set	The fully vaccinated analysis set will include all participants in the full analysis set who are seronegative at baseline, receive 2 doses of study intervention, and who remain on-study 15 days after their second dose without having had a prior SARS-CoV-2 RT-PCR-positive confirmed COVID-19 infection.
Per-protocol analysis set	The per-protocol analysis set will include participants in the fully vaccinated analysis set who receive the correct dose of randomized treatment and who do not have a serious protocol deviation. Detailed criteria defining this analysis set will be documented in the Statistical Analysis Plan. Erroneously-treated participants who receive one dose of active study intervention and one dose of saline placebo, regardless of the sequence, will be excluded from this analysis set.

Table 10 Populations for Analysis

Population	Description
Safety analysis set	The safety analysis set consists of all participants who have received at least one dose of study intervention. Erroneously-treated participants (eg, those randomized to treatment A but were actually given treatment B) are accounted for in this analysis set by assigning them to the treatment they actually received. A participant who has on one or several occasions received active study intervention is classified as active for all summaries, including summaries by dose.
Immunogenicity analysis set	The immunogenicity analysis population will include all participants in the safety analysis set who have no protocol deviations judged to have the potential to interfere with the generation or interpretation of an immune response. Examples of protocol violations will be documented in the Statistical Analysis Plan.

COVID-19 = coronavirus disease 2019; RT-PCR = reverse transcriptase polymerase chain reaction; SARS-CoV-2 = severe acute respiratory syndrome-coronavirus 2.

9.4 Statistical Analyses

The primary DBL will occur after approximately 150 events have been observed for the primary endpoint (see Section 9.2) within the population of participants who are seronegative at baseline. All participants in the study will be assessed for efficacy and safety for 2 years following the first dose of study intervention (Day 730). The final DBL will occur when all participants have completed the study.

This section is a summary of the planned statistical analyses of the most important endpoints, including primary and key secondary endpoints. A more technical and detailed description of the statistical analyses will be described in the SAP, and an approved version will be finalized prior to the interim analyses (see Section 9.5).

All personnel involved in the analyses of the study will remain blinded until the primary DBL and protocol deviations are identified, unless the DSMB determines that the efficacy and safety have been definitively established during interim analysis. In this case, the DSMB will notify the Oversight Group who will then determine the course of action for the study, which may include unblinding personnel from the Sponsor or its representatives associated with the analyses and regulatory submission of interim results.

Analyses will be performed by the Sponsor or its representatives.

Categorical variables will be summarized using frequency and percentages, where the denominator for calculation is the underlying analysis set population unless otherwise stated.

Continuous variables will be summarized with descriptive statistics of number of available observations, mean, standard deviation, median, minimum and maximum, and quartiles where more appropriate.

All point estimates will be presented together with a 95% CI, unless otherwise stated. P-values, corresponding to a 2-sided test, will be presented for comparisons between treatments. Methods for controlling multiplicity across endpoints are discussed in Section 9.4.4.

9.4.1 General Considerations

The primary efficacy analysis will be based on the double-blind, placebo-controlled phase of the study, and will compare participants randomized to receive 2 nominal doses of 5×10^{10} vp ($\pm 1.5 \times 10^{10}$ vp) AZD1222 against participants randomized to saline placebo.

The primary estimand will be used for the analysis of the primary efficacy endpoint. It will be based on participants in the fully vaccinated analysis set, defined as all randomized participants who are seronegative at baseline, receive 2 doses of study intervention, and who remain on-study 15 days after their second dose without having had a prior SARS-CoV-2 RT-PCR-positive confirmed COVID-19 infection, analyzed according to their randomized treatment. For participants with multiple events, only the first occurrence will be used for the primary efficacy endpoint analysis. The set of intercurrent events for this estimand consists of participants who withdraw from the study or are unblinded to treatment assignment prior to having met the primary efficacy endpoint. The intercurrent event of early study withdrawal will be handled using the treatment policy strategy and the absence of data following these participants' withdrawal will be treated as missing (ie, counted as not having met the criteria). Participants unblinded to treatment assignment prior to having met the criteria for the primary efficacy endpoint will be censored at the date of unblinding. Participants who withdraw before 15 days post second dose or who have a case prior to 15 days post second dose will be excluded from primary endpoint analysis.

Additional estimands will be specified for the primary efficacy endpoint to carry out sensitivity analyses for assessing the robustness of results. These sensitivity analyses will explore different methods for handling intercurrent events and different assumptions for missing data. Estimands will also be specified for the analysis of secondary endpoints. Full details will be provided in the SAP.

Demography and baseline characteristics will be summarized by treatment for the fully vaccinated analysis set, safety analysis set, and immunogenicity analysis set.

9.4.2 Efficacy

An overview of the primary and secondary efficacy objectives, endpoints, and the associated case definitions is presented in [Appendix F](#).

A blinded independent efficacy adjudication committee will review relevant data of potential cases for the COVID-19-related efficacy endpoint evaluations. More detail on this process will be provided in the SAP and the Efficacy Adjudication Committee Charter (see also [Appendix A 5](#)).

9.4.2.1 Primary Endpoint

The primary endpoint is the first case of SARS-CoV-2 RT-PCR-positive symptomatic illness occurring ≥ 15 days post second dose of study intervention, in a participant with negative serostatus at baseline. Participants will be included in the primary endpoint if they have RT-PCR-confirmed SARS-CoV-2 and meet the following criteria at any point from their initial illness visit at the site (Day 1) through their second illness visit (Day 14):

1 One or more Category A findings

OR

2 Two or more Category B findings

Category A:

- Pneumonia diagnosed by chest x-ray, or computed tomography scan
- Oxygen saturation of $\leq 94\%$ on room air or requiring either new initiation or escalation in supplemental O₂
- New or worsening dyspnea/shortness of breath

Category B:

- Fever > 100 °F (> 37.8 °C) or feverishness
- New or worsening cough
- Myalgia/muscle pain
- Fatigue that interferes with activities of daily living
- Vomiting and/or diarrhea (only one finding to be counted toward endpoint definition)
- Anosmia and/or ageusia (only one finding to be counted toward endpoint definition)

The primary efficacy endpoint will be assessed at 2 milestones during the study, giving an interim analysis (see Section 9.5) and a primary analysis. The timing of these analyses will be driven by the number of events observed in the study within the subset of participants who are seronegative at baseline. The interim analysis will be carried out when approximately

75 events meeting the primary efficacy endpoint definition have been observed, and the primary analysis will be carried out when approximately 150 events meeting the primary efficacy endpoint definition have been observed (see Section 9.2). A final analysis will also be carried out when all participants have completed the 2-year study. However, the final analysis will not be controlled for multiplicity and statistical hypotheses will be tested at a nominal 5% significance level (based on a 2-sided test).

As the primary efficacy analysis, the plan is to use the primary estimand and a Poisson regression model with robust variance (Zou 2004) to analyze the primary efficacy endpoint, including study arm and age as covariates as well as the log of the follow-up time as an offset. The VE will be estimated from the model, which will give the RRR in the incidence of SARS-CoV-2 RT-PCR-positive symptomatic illness. VE is calculated as $RRR = 100 * (1 - \text{relative risk})$, which is the incidence in the vaccine group relative to the incidence in the control group expressed as a percentage. For the interim analysis the VE will be presented with a 2-sided 99.69% CI, and statistical significance will be achieved if the 2-sided 99.69% CI is $> 30\%$. The success criterion for the interim analysis will be statistical significance with an observed VE point estimate of at least 50%. If statistical significance is not achieved at the interim analysis, the primary analysis VE will be presented with a 2-sided 95.10% CI, and statistical significance will be achieved if the 2-sided 95.10% CI is $> 30\%$. The success criterion for the primary analysis of the study will be statistical significance with an observed VE point estimate of at least 50%. The CIs are based on a Lan-DeMets alpha-spending function for 2-group sequential tests. If the null is rejected at the interim analysis and the interim success criteria are met, the alpha level used at the primary analysis will be 5%.

In the event that the results of the interim or primary analysis are statistically significant for the primary efficacy endpoint, an additional analysis will be performed once all participants have completed their first year of follow up. For this analysis, VE will be presented with a 2-sided 95% CI, and statistical significance will be achieved if the 2-sided 95% CI is $> 0\%$.

Model assumptions will be checked and the robustness of the primary analysis will be assessed. The Poisson regression model with robust variance has the flexibility for exploring multiple imputation approaches using, eg, the observed placebo attack rate to impute missing data. If the Poisson regression model with robust variance fails to converge, an alternative approach will be implemented. Full details will be documented in the SAP.

To support the primary analysis, a Cox proportional hazard model will be fitted to the data as well as Kaplan-Meier curves presented for the active and control groups, showing the cumulative incidence of the first case of SARS-CoV-2 RT-PCR-positive symptomatic illness occurring ≥ 15 days post second dose of study intervention. In addition, descriptive statistics for the vaccine and control groups will also be produced. Full details will be documented in the SAP.

9.4.2.2 Secondary Endpoints

The set of secondary endpoints include the following summary measures, derived from binary outcomes:

- Incidence of the first post-treatment response (negative at baseline to positive post treatment with study intervention) for SARS-CoV-2 Nucleocapsid antibodies occurring ≥ 15 days post second dose of study intervention (key secondary endpoint)
- Incidence of the first case of SARS-CoV-2 RT-PCR-positive symptomatic illness occurring ≥ 15 days post second dose of study intervention using CDC criteria (see Section 8.1.1 for definition)
- Incidence of the first case of SARS-CoV-2 RT-PCR-positive symptomatic illness occurring ≥ 15 days post second dose of study intervention using University of Oxford-defined symptom criteria. Cases are defined as RT-PCR-confirmed SARS-CoV-2 and having at least one of the following symptoms
 - 1 New onset of fever (> 100 °F [> 37.8 °C]), OR
 - 2 Cough, OR
 - 3 Shortness of breath, OR
 - 4 Anosmia/ageusia
- Incidence of the first case of SARS-CoV-2 RT-PCR-positive symptomatic illness occurring ≥ 15 days post second dose of study intervention regardless of evidence of prior SARS-CoV-2 infection (key secondary endpoint)
- Incidence of SARS-CoV-2 RT-PCR-positive severe or critical symptomatic COVID-19 occurring ≥ 15 days post second dose of study intervention (see Section 8.1.3 for definition) (key secondary endpoint)
- Incidence of SARS-CoV-2 RT-PCR-positive severe or critical symptomatic COVID-19 occurring post first dose of study intervention
- Incidence of COVID-19-related Emergency Department visits occurring ≥ 15 days post second dose of study intervention (key secondary endpoint)
- Post-treatment GMTs and GMFRs from day of dosing baseline value to 28 days post each dose in SARS-CoV-2 S, RBD antibodies (MSD serology assay)
- The proportion of participants who have a post-treatment seroresponse (≥ 4 -fold rise in titers from day of dosing baseline value to 28 days post each dose) to the S, RBD antigens of AZD1222 (MSD serology assay)
- Post-treatment GMTs and GMFRs from day of dosing baseline value to 28 days post each dose in SARS-CoV-2 neutralizing antibodies (wild-type assay or pseudo-neutralization assay)
- Proportion of participants who have a post-treatment seroresponse (≥ 4 -fold rise in titers from day of dosing baseline value to 28 days post each dose) to AZD1222 as measured by SARS-CoV-2 neutralizing antibodies (wild-type assay or pseudo-neutralization assay)
- The incidence of SARS-CoV-2 RT-PCR-positive symptomatic illness occurring post first dose of study intervention

Following the same methodology outlined for the primary endpoint, each of the key secondary endpoints will be analysed by a separate Poisson regression model with robust variance (Zou 2004), including study arm and age as covariates according to the hierarchical approach for multiplicity protection (refer to Section 9.4.4).

For non-key secondary endpoints, the same methodology outlined for the primary endpoint will be applied however the RRR will be estimated from each model, with a corresponding 95% CI. A p-value, corresponding to a 2-sided test, will be presented to compare the vaccine against the control. The p-value will be nominal as non-key secondary endpoints are not controlled for multiplicity. To support these analyses, descriptive statistics will be produced for the vaccine and control groups. Full details will be documented in the SAP.

To assess immune response, the set of secondary endpoints also includes:

- Post-treatment GMTs and GMFRs from day of dosing baseline values to 28 days post each dose in SARS-CoV-2 S, RBD antibodies (MSD serology assay)
- Proportion of participants who have a post-treatment seroresponse (≥ 4 -fold rise in titers from day of dosing baseline values to 28 days post each dose) to the S, RBD antigens of AZD1222 (MSD serology assay)
- Post-treatment GMTs and GMFRs from day of dosing baseline values to 28 days post each dose in SARS-CoV-2 neutralizing antibodies (wild-type assay or pseudo-neutralization assay)
- Proportion of participants who have a post-treatment seroresponse (≥ 4 -fold rise in titers from day of dosing baseline value to 28 days post each dose) to AZD1222 as measured by SARS-CoV-2 neutralizing antibodies (wild-type assay or pseudo-neutralization assay)

The proportion of participants who have a post-treatment seroresponse to the S and RBD antigens of AZD1222 will be derived for the vaccine and control groups, with corresponding 95% Clopper-Pearson exact CIs. Similarly, the proportion of participants who have a post-treatment seroresponse to AZD1222 as measured by SARS-CoV-2 neutralizing antibodies will be derived for the vaccine and control groups, with corresponding 95% Clopper-Pearson exact CIs.

The GMT and GMFR endpoints will be analysed on the log (base 2) scale by separate analysis of variance (ANOVA) models, and will include study arm and age as categorical covariates. On the log scale, the models will be used to estimate a mean response for the vaccine and control groups and the difference (vaccine - control), with corresponding 95% confidence limits. These values will then be back-transformed to give geometric means for the vaccine and control groups and a ratio of geometric means (vaccine/control), with corresponding 95% confidence limits. A p-value, corresponding to a 2-sided test, will be presented to

compare the vaccine against the control. The p-value will be nominal as secondary endpoints are not controlled for multiplicity.

To support these analyses, descriptive statistics will be produced for the vaccine and control groups. Full details will be documented in the SAP.

9.4.2.3 Exploratory Endpoints

Full details of the analyses for the exploratory endpoints will be specified in the SAP.

Exploratory objectives 15 to 17 (see [Table 6](#)) will assess the long term safety and tolerability as well as the durability of efficacy of 2 IM doses of AZD1222 over the entire duration of the study including both the double-blind and open-label phases. Endpoints are defined as follows:

- Incidence of SAEs, MAAEs, and AESIs post first dose of AZD1222 through Day 730.
- Incidence of the first case of SARS-CoV-2 RT-PCR-positive symptomatic illness occurring ≥ 15 days post second dose of AZD1222 through Day 360.
- Incidence of the first post-treatment response (negative at baseline to positive post-treatment with AZD1222) for SARS-CoV-2 Nucleocapsid antibodies occurring ≥ 15 days post second dose of AZD1222 through Day 730.

Analyses for these exploratory endpoints will include single-arm descriptive summaries for participants who receive AZD1222 (whether initially randomized or through Part B crossover) over their entire follow-up period with no censoring for unblinding events. However, if a participant receives an emergency use or marketing authorized vaccine other than AZD1222, their follow-up will be censored at the date of first administration of that vaccine. Additional details will be specified in the SAP.

9.4.3 Safety

9.4.3.1 Primary Endpoints

Overview

The safety of AZD1222 will primarily be assessed by:

- Incidence of AEs for 28 days post each dose of study intervention
- Incidence of SAEs from Day 1 post treatment through Day 730
- Incidence of MAAE (defined in Section [8.3.8](#)) and AESIs (defined in Section [8.3.9](#)) from Day 1 post treatment through Day 730
- Incidence of local and systemic solicited AEs for 7 days post each dose of study intervention

AE severity will be graded according to a revised toxicity grading scale from the US FDA guidance (FDA 2007) and coded using the most recent version of the Medical Dictionary for Regulatory Activities. AEs will be presented for each treatment group by system organ class and preferred term. Summaries will include the number and percentage of participants reporting at least one event, number of events and exposure adjusted rates, where appropriate.

An overview of AEs will be presented for each treatment group, including the number and percentage of participants with any AE and SAEs. Summaries will present the relationship to study intervention as assessed by the investigator, maximum intensity, seriousness, and death.

A listing will cover details for each individual AE. Full details of all AE analyses will be provided in the SAP, including intercurrent events for safety due to potential unblinding of participants for administration of licensed and/or approved SARS-CoV-2 or COVID-19 vaccine.

9.4.3.2 Other Safety Endpoints

Vital Signs

For SARS-CoV-2-positive participants, vital sign measurements will be performed as specified in the SoA (Section 1.3). The set of assessments will include pulse oximetry, blood pressure, and body temperature.

Details of all vital sign analyses will be provided in the SAP, which will include descriptive statistics presented for observed and change from baseline values for all vital sign parameters.

9.4.4 Methods for Multiplicity Control

The primary efficacy endpoint and 4 key secondary endpoints will be assessed at 2 time points during the study, given an interim analysis and a primary analysis. A Lan-DeMets alpha-spending function has been used to account for multiplicity of the primary endpoint across the 2 time points, with 0.31% alpha at the interim analysis and 4.9% at the primary analysis. Thus, the interim and primary analyses will present estimates with 2-sided 99.69% and 95.10% CIs, respectively, and statistical significance will be achieved if the 2-sided CIs are > 30%. At the interim or primary analysis, the success criterion for the study will be statistical significance with an observed VE point estimate of at least 50%. If the primary endpoint achieves statistical significance at the 0.31% level at the interim (or at the 4.9% level at the primary), a hierarchical approach will be used to control for multiplicity of the primary and key secondary efficacy endpoints. That is, the null hypotheses for these efficacy endpoints will be tested in a hierarchical order, and the subsequent null hypothesis will be tested at a significance level of 0.31% or 4.9% (2-sided), at the interim and primary analysis, respectively, only if the prior null hypothesis is rejected. If the null is rejected at the interim analysis and the interim success criteria are met, the alpha level used at the primary analysis will be 5%.

A formal assessment of the key secondary efficacy endpoints at the interim or primary will only be conducted if the statistical significance of the primary efficacy endpoint is demonstrated at 2-sided alpha of 0.31% at the interim or 4.9% at the primary analysis. With that, the overall Type I error is controlled at 0.05. Therefore, no further multiplicity adjustment is necessary.

The testing strategy at the interim analysis or primary analysis will be as follows:

Step 1:

- 1 Interim analysis: Perform the test of primary endpoint with 0.31% alpha level. If the 2-sided 99.69% CI is $> 30\%$ with VE point estimate $\geq 50\%$, then proceed to Step 2. Otherwise no null hypothesis is rejected for the interim analysis.
- 2 Primary analysis: Perform the test of primary endpoint with 4.9% alpha level. If the 2-sided 95.10% CI is $> 30\%$ with VE point estimate $\geq 50\%$, then proceed to Step 2. Otherwise no null hypothesis is rejected for the primary analysis.

Step 2:

- 1 Interim analysis: Test the 4 key secondary endpoints at the significance level of 0.31% using hierarchical fixed-sequence testing in the order below. If the 2-sided 99.69% CI is $> 0\%$, then proceed to the next endpoint.
- 2 Primary analysis: Test the 4 key secondary endpoints at the significance level of 4.9% using hierarchical fixed-sequence testing in the order below. If the two-sided 95.10% CI is $> 0\%$, then proceed to the next endpoint.
 - (a) Key Secondary Endpoint 1: Incidence of the first case of SARS-CoV-2 RT-PCR-positive symptomatic illness occurring ≥ 15 days post second dose of study intervention regardless of evidence of prior SARS-CoV-2 infection.
 - (b) Key Secondary Endpoint 2: Incidence of the first case of SARS-CoV-2 RT-PCR-positive severe or critical symptomatic COVID-19 occurring ≥ 15 days post second dose of study intervention.
 - (c) Key Secondary Endpoint 3: Incidence of COVID-19-related Emergency Department visits occurring ≥ 15 days post second dose of study intervention.
 - (d) Key Secondary Endpoint 4: Incidence of the first post-treatment response (negative at baseline to positive post treatment with study intervention) for SARS-CoV-2 Nucleocapsid antibodies occurring ≥ 15 days post second dose of study intervention.

In the event that the results of the interim or primary analysis are statistically significant for the primary efficacy endpoint based on the above testing strategy, an additional analysis will be performed once all participants have completed their first year of follow up. This analysis

will use the same testing strategy described above for primary and key secondary endpoints, with a 5% alpha level.

9.4.5 Sensitivity Analyses

Sensitivity analyses will be explored to assess the robustness of treatment effects for the primary efficacy endpoint, where different missing data mechanisms will be explored using multiple imputation approaches. Full details of the sensitivity analyses will be specified in the SAP, and documented prior to the primary DBL.

9.4.6 Subgroup Analyses

Subgroup analyses will be carried out to assess the consistency of the treatment effect across key, pre-defined, subgroups. These analyses will focus on the primary efficacy endpoint, and they may be performed on secondary and exploratory endpoints if deemed appropriate. The list of subgroups includes, but may not be limited to: gender, age, and serostatus at baseline. Full details of all subgroup analyses will be described in the SAP, including hypotheses that will be tested and the covariates and interaction terms to be included in the statistical models.

9.5 Interim Analyses

The study has been powered to include an interim efficacy analysis, based on the primary efficacy endpoint. The statistical analysis described in Section 9.4.2.1 will be carried out by the COVID-19 Vaccine DSMB when approximately 75 events have been reported across the active and control groups (ie, when approximately 50% of the total amount of statistical information is available) within the population of participants who are seronegative at baseline. A statistically significant finding at the interim analysis (ie, 2-sided 99.69% CI is > 30%) will not be considered a reason to stop the study, but instead will be interpreted as early assessment of efficacy. The SAP will describe the planned interim analyses in greater detail.

9.6 Data Safety Monitoring Committee

An independent COVID-19 Vaccine DSMB will provide oversight, to ensure safe and ethical conduct of the study. During the study, the benefit/risk assessment will be continuously monitored by the COVID-19 Vaccine DSMB to ensure that the balance remains favorable. Further details, composition, and operation of the COVID-19 Vaccine DSMB will be described in a separate COVID-19 Vaccine DSMB charter.

For details on the COVID-19 Vaccine DSMB, refer to [Appendix A 5](#).

10 SUPPORTING DOCUMENTATION AND OPERATIONAL CONSIDERATIONS

Appendix A Regulatory, Ethical, and Study Oversight Considerations

A 1 Regulatory and Ethical Considerations

- This study will be conducted in accordance with the protocol and with the following:
 - Consensus ethical principles derived from international guidelines including the Declaration of Helsinki and Council for International Organizations of Medical Sciences International Ethical Guidelines
 - Applicable ICH GCP Guidelines
 - Applicable laws and regulations
- The protocol, protocol amendments, ICF, IB, and other relevant documents (eg, advertisements) must be submitted to an IRB/IEC by the investigator and reviewed and approved by the IRB/IEC before the study is initiated.
- Any amendments to the protocol will require IRB/IEC and applicable Regulatory Authority approval before implementation of changes made to the study design, except for changes necessary to eliminate an immediate hazard to study participants.
- The Sponsor will be responsible for obtaining the required authorizations to conduct the study from the concerned Regulatory Authority. This responsibility may be delegated to a CRO but the accountability remains with the Sponsor.
- The investigator will be responsible for providing oversight of the conduct of the study at the site and adherence to requirements of 21 CFR, ICH guidelines, the IRB/IEC, European Regulation 536/2014 for clinical studies (if applicable), European Medical Device Regulation 2017/745 for clinical device research (if applicable), and all Food and Drug Administration (FDA) Regulations, as applicable and all other applicable local regulations

Regulatory Reporting Requirements for SAEs

- Prompt notification by the investigator to the Sponsor of an SAE is essential so that legal obligations and ethical responsibilities towards the safety of participants and the safety of a study intervention under clinical investigation are met.
- The Sponsor has a legal responsibility to notify both the local regulatory authority and other regulatory agencies about the safety of a study intervention under clinical investigation. The Sponsor will comply with country-specific regulatory requirements relating to safety reporting to the regulatory authority, IRBs/IECs, and investigators.
- For all studies except those utilizing medical devices, investigator safety reports must be prepared for suspected unexpected serious adverse reactions (SUSAR) according to local regulatory requirements and Sponsor policy and forwarded to investigators as necessary.
 - European Medical Device Regulation 2017/745 for clinical device research (if applicable), and all other applicable local regulations
- An investigator who receives an investigator safety report describing an SAE or other specific safety information (eg, summary or listing of SAEs) from the Sponsor will

review and then file it along with the Investigator's Brochure and will notify the IRB/IEC, if appropriate according to local requirements.

A 2 Financial Disclosure

Investigators and sub-investigators will provide the Sponsor with sufficient, accurate financial information as requested to allow the Sponsor to submit complete and accurate financial certification or disclosure statements to the appropriate regulatory authorities. Investigators are responsible for providing information on financial interests during the course of the study and for 1 year after completion of the study.

A 3 Informed Consent Process

The investigator or his/her representative will explain the nature of the study to the participant or his/her legally authorized representative and answer all questions regarding the study.

- Participants must be informed that their participation is voluntary and they are free to refuse to participate and may withdraw their consent at any time and for any reason during the study. Participants or their legally authorized representative will be required to sign a statement of informed consent that meets the requirements of 21 CFR 50, local regulations, ICH guidelines, Health Insurance Portability and Accountability Act requirements, where applicable, and the IRB/IEC or study center.
- The study medical record must include a statement that written informed consent was obtained before the participant was enrolled in the study and the date the written consent was obtained. The authorized person obtaining the informed consent must also sign the ICF.
- Participants must be re-consented to the most current version of the ICF(s) during their participation in the study if required by the IRB.
- A copy of the ICF(s) must be provided to the participant or the participant's legally authorized representative.

Participants who are rescreened are required to sign a new ICF.

The ICF will contain a separate section that addresses and documents the collection and use of any mandatory and/or optional human biological samples. The investigator or authorized designee will explain to each participant the objectives of the analysis to be done on the samples and any potential future use. Participants will be told that they are free to refuse to participate in any optional samples or the future use and may withdraw their consent at any time and for any reason during the retention period.

A 4 Data Protection

- Participants will be assigned a unique identifier by the Sponsor. Any participant records or datasets that are transferred to the Sponsor will contain the identifier only; participant

names or any information which would make the participant identifiable will not be transferred.

- The participant must be informed that his/her personal study-related data will be used by the Sponsor in accordance with local data protection law. The level of disclosure and use of their data must also be explained to the participant in the informed consent.
- The participant must be informed that his/her medical records may be examined by Clinical Quality Assurance auditors or other authorized personnel appointed by the Sponsor, by appropriate IRB/IEC members, and by inspectors from regulatory authorities.

A 5 Committee Structure

The safety of all Sponsor clinical studies is closely monitored on an ongoing basis by Sponsor representatives in consultation with Patient Safety. Issues identified will be addressed; for instance, this could involve amendments to the Clinical Study Protocol and letters to investigators.

A PSRT comprised of Sponsor, COVID-19 Prevention Network, Biomedical Advanced Research and Development Authority, and NIAID medical officers will be convened to oversee blinded safety surveillance of participants during the study. Further details, composition, and operation of the PSRT will be described in a separate COVID-19 Prevention Network PSRT Charter.

A COVID-19 Vaccine DSMB organized by the National Institutes of Health, National Institute for Allergy and Infectious Diseases, comprised of independent experts will be convened to provide oversight, to ensure safe and ethical conduct of the study. The COVID-19 Vaccine DSMB will facilitate the interim analysis for safety and efficacy and have the responsibility of evaluating cumulative safety and other clinical study data at regular intervals and making appropriate recommendations based on the available data. During the study, the benefit/risk assessment will be continuously monitored by the COVID-19 Vaccine DSMB to ensure that the balance remains favorable. For example, events of potential vaccine-associated enhanced respiratory disease will be evaluated by periodic reviews of COVID-19 cases by the DSMB. Harm for severe COVID-19 cases is any $VE \leq 0$ for which Fisher's exact test (1-sided) is statistically significant at the 5% level. This assessment will begin after 8 cases of severe COVID-19 have accrued in the study and will be performed in real time as events occur. Harm monitoring will include all COVID-19 cases and all severe COVID-19 cases from Day 1 for participants in the full analysis set. Harm monitoring for overall COVID-19 cases will use the same boundary as severe COVID-19 cases (ie, $VE \leq 0$ for which Fisher's exact test [1-sided] is statistically significant at the 5% level) but will be performed on a weekly basis. Full details of the COVID-19 Vaccine DSMB composition and operations can be found in the COVID-19 Vaccine DSMB Charter.

An independent Neurological AESI Expert Committee will be available to review and provide advice to the PSRT and the COVID-19 Vaccine DSMB on request about the diagnosis and causality assessment of selected neurological AESIs occurring in the AZD1222 clinical development program. Details on the composition and operation of this committee are described in the Neurological AESI Expert Committee Charter.

A blinded independent efficacy adjudication committee will review relevant data of potential cases for the COVID-19-related efficacy endpoint evaluations. More detail on this process will be provided in the SAP and the Efficacy Adjudication Committee Charter.

A 6 Dissemination of Clinical Study Data

A description of this clinical study will be available on <http://astrazenecagrouptrials.pharmacm.com> and <http://www.clinicaltrials.gov> as will the summary of the study results when they are available. The clinical study and/or summary of study results may also be available on other websites according to the regulations of the countries in which the study is conducted.

A 7 Data Quality Assurance

- All participant data relating to the study will be recorded on eCRF unless transmitted to the Sponsor or designee electronically (eg, laboratory data). The investigator is responsible for verifying that data entries are accurate and correct by electronically signing the eCRF.
- The investigator must maintain accurate documentation (source data) that supports the information entered in the eCRF.
- The investigator must permit study-related monitoring, audits, IRB/IEC review, and regulatory agency inspections and provide direct access to source data documents.
- Monitoring details describing strategy (eg, risk-based initiatives in operations and quality such as Risk Management and Mitigation Strategies and Analytical Risk-Based Monitoring), methods, responsibilities and requirements, including handling of noncompliance issues and monitoring techniques (central, remote, or on-site monitoring) are provided in the relevant study plans.
- The Sponsor or designee is responsible for the data management of this study including quality checking of the data.
- The Sponsor assumes accountability for actions delegated to other individuals (eg, Contract Research Organizations).
- Study monitors will perform ongoing source data verification to confirm that data entered into the eCRF by authorized site personnel are accurate, complete, and verifiable from source documents; that the safety and rights of participants are being protected; and that the study is being conducted in accordance with the currently approved protocol and any other study agreements, ICH GCP, and all applicable regulatory requirements.

- Records and documents, including signed ICFs, pertaining to the conduct of this study must be retained by the investigator for 15 years after study completion unless local regulations or institutional policies require a longer retention period. No records may be destroyed during the retention period without the written approval of the Sponsor. No records may be transferred to another location or party without written notification to the sponsor.

A 8 Source Documents

- Source documents provide evidence for the existence of the participant and substantiate the integrity of the data collected. Source documents are filed at the investigator's site.
- Data entered in the eCRF that are transcribed from source documents must be consistent with the source documents or the discrepancies must be explained. The investigator may need to request previous medical records or transfer records, depending on the study. Also, current medical records must be available.

A 9 Study and Site Start and Closure

The first act of recruitment is the first participant screened and will be the study start date.

The Sponsor designee reserves the right to close the study site or terminate the study at any time for any reason at the sole discretion of the Sponsor. Study sites will be closed upon study completion. A study site is considered closed when all required documents and study supplies have been collected and a study-site closure visit has been performed.

The investigator may initiate study-site closure at any time, provided there is reasonable cause and sufficient notice is given in advance of the intended termination.

Reasons for the early closure of a study site by the Sponsor or investigator may include but are not limited to:

- Failure of the investigator to comply with the protocol, the requirements of the IRB/IEC or local health authorities, the Sponsor's procedures, or GCP guidelines
- Inadequate recruitment of participants by the investigator
- Discontinuation of further study intervention development

If the study is prematurely terminated or suspended, the Sponsor shall promptly inform the investigators, the IECs/IRBs, the regulatory authorities, and any contract research organization(s) used in the study of the reason for termination or suspension, as specified by the applicable regulatory requirements. The investigator shall promptly inform the participant and should assure appropriate participant therapy and/or follow-up.

Participants from terminated sites may have the opportunity to be transferred to another site to continue the study.

A 10 Publication Policy

- The results of this study may be published or presented at scientific meetings. If this is foreseen, the investigator agrees to submit all manuscripts or abstracts to the Sponsor before submission. This allows the Sponsor to protect proprietary information and to provide comments.
- The Sponsor will comply with the requirements for publication of study results. In accordance with standard editorial and ethical practice, the Sponsor will generally support publication of multicenter studies only in their entirety and not as individual site data. In this case, a coordinating investigator will be designated by mutual agreement.
- Authorship will be determined by mutual agreement and in line with International Committee of Medical Journal Editors authorship requirements.

Appendix B Adverse Events: Definitions and Procedures for Recording, Evaluating, Follow-up, and Reporting

B 1 Definition of Adverse Events

An AE is the development of any untoward medical occurrence in a patient or clinical study participant administered a medicinal product and which does not necessarily have a causal relationship with this treatment. An AE can therefore be any unfavorable and unintended sign (eg, an abnormal laboratory finding), symptom (for example nausea, chest pain), or disease temporally associated with the use of a medicinal product, whether or not considered related to the medicinal product.

The term AE is used to include both SAEs and non-SAEs and can include a deterioration of a pre-existing medical occurrence. An AE may occur at any time, including run-in or washout periods, even if no study intervention has been administered.

B 2 Definition of Serious Adverse Events

An SAE is an AE occurring during any study phase (ie, run-in, treatment, washout, follow-up), that fulfils one or more of the following criteria:

- Results in death
- Is immediately life-threatening
- Requires in-participant hospitalization or prolongation of existing hospitalization
- Results in persistent or significant disability or incapacity
- Is a congenital abnormality or birth defect
- Is an important medical event that may jeopardize the participant or may require medical treatment to prevent one of the outcomes listed above.

AEs for **malignant tumors** reported during a study should generally be assessed as **SAEs**. If no other seriousness criteria apply, the 'Important Medical Event' criterion should be used. In certain situations, however, medical judgement on an individual event basis should be applied to clarify that the malignant tumor event should be assessed and reported as a **non-SAE**. For example, if the tumor is included as medical history and progression occurs during the study, but the progression does not change treatment and/or prognosis of the malignant tumor, the AE may not fulfil the attributes for being assessed as serious, although reporting of the progression of the malignant tumor as an AE is valid and should occur. Also, some types of malignant tumors, which do not spread remotely after a routine treatment that does not require hospitalization, may be assessed as non-serious; examples in adults include Stage 1 basal cell carcinoma and Stage 1A1 cervical cancer removed via cone biopsy.

Life Threatening

'Life-threatening' means that the participant was at immediate risk of death from the AE as it occurred or it is suspected that use or continued use of the study intervention would result in the participant's death. 'Life-threatening' does not mean that had an AE occurred in a more severe form it might have caused death (eg, hepatitis that resolved without hepatic failure).

Hospitalization

Outpatient treatment in an emergency room is not in itself an SAE, although the reasons for it may be (eg, bronchospasm, laryngeal oedema). Hospital admissions and/or surgical operations planned before or during a study are not considered AEs if the illness or disease existed before the participant was enrolled in the study, provided that it did not deteriorate in an unexpected way during the study.

Important Medical Event or Medical Treatment

Medical and scientific judgement should be exercised in deciding whether a case is serious in situations where important medical events may not be immediately life threatening or result in death, hospitalization, disability, or incapacity but may jeopardize the participant or may require medical treatment to prevent one or more outcomes listed in the definition of serious. These should usually be considered as serious.

Simply stopping the suspect drug does not mean that it is an important medical event; medical judgement must be used.

Examples of important medical events include such events as listed below:

- Angioedema not severe enough to require intubation but requiring iv hydrocortisone treatment
- Hepatotoxicity caused by acetaminophen overdose requiring treatment with N-acetylcysteine
- Intensive treatment in an emergency room or at home for allergic bronchospasm
- Blood dyscrasias (eg, neutropenia or anaemia requiring blood transfusion, etc.) or convulsions that do not result in hospitalisation
- Development of drug dependency or drug abuse

Intensity Rating Scale

A revised toxicity grading scale found in the US FDA guidance for healthy volunteers enrolled in a preventive vaccine clinical study ([FDA 2007](#)) will be utilized for all events with an assigned severity grading including Grade 5.

It is important to distinguish between serious and severe AEs. Severity is a measure of intensity whereas seriousness is defined by the criteria in [Appendix B 2](#). An AE of severe

intensity need not necessarily be considered serious. For example, nausea that persists for several hours may be considered severe nausea, but not an SAE unless it meets the criteria shown in [Appendix B 2](#). On the other hand, a stroke that results in only a limited degree of disability may be considered a mild stroke but would be an SAE when it satisfies the criteria shown in [Appendix B 2](#).

B 3 A Guide to Interpreting the Causality Question

When making an assessment of causality consider the following factors when deciding if there is a 'reasonable possibility' that an AE may have been caused by the IMP.

- Time Course. Exposure to suspect drug. Has the participant actually received the suspect drug? Did the AE occur in a reasonable temporal relationship to the administration of the suspect IMP?
- Consistency with known IMP profile. Was the AE consistent with the previous knowledge of the suspect IMP (pharmacology and toxicology) or drugs of the same pharmacological class? Or could the AE be anticipated from its pharmacological properties?
- De-challenge experience. Did the AE resolve or improve on stopping or reducing the dose of the suspect IMP?
- No alternative cause. The AE cannot be reasonably explained by another aetiology such as the underlying disease, other drugs, other host or environmental factors.
- Re-challenge experience. Did the AE reoccur if the suspected IMP was reintroduced after having been stopped? AstraZeneca would not normally recommend or support a re-challenge.
- Laboratory tests. A specific laboratory investigation (if performed) has confirmed the relationship.

In difficult cases, other factors could be considered such as:

- Is this a recognized feature of overdose of the IMP?
- Is there a known mechanism?

Causality of 'related' is made if following a review of the relevant data, there is evidence for a 'reasonable possibility' of a causal relationship for the individual case. The expression 'reasonable possibility' of a causal relationship is meant to convey, in general, that there are facts (evidence) or arguments to suggest a causal relationship.

The causality assessment is performed based on the available data including enough information to make an informed judgment. With no available facts or arguments to suggest a causal relationship, the event(s) will be assessed as 'not related'.

Causal relationship in cases where the disease under study has deteriorated due to lack of effect should be classified as no reasonable possibility.

B 4 Medication Error

For the purposes of this clinical study a medication error is an unintended failure or mistake in the treatment process for an AstraZeneca study intervention that either causes harm to the participant or has the potential to cause harm to the participant.

A medication error is not lack of efficacy of the IMP, but rather a human or process related failure while the IMP is in control of the study site staff or participant.

Medication error includes situations where an error.

- Occurred
- Was identified and intercepted before the participant received the IMP
- Did not occur, but circumstances were recognised that could have led to an error

Examples of events to be reported in clinical studies as medication errors:

- IMP name confusion
- Dispensing error eg, medication prepared incorrectly, even if it was not actually given to the participant
- IMP not administered as indicated, for example, wrong route or wrong site of administration
- IMP not taken as indicated eg, tablet dissolved in water when it should be taken as a solid tablet
- IMP not stored as instructed eg, kept in the fridge when it should be at room temperature
- Wrong participant received the medication (excluding IRT errors)
- Wrong IMP administered to participant (excluding IRT errors)

Examples of events that **do not** require reporting as medication errors in clinical studies:

- Errors related to or resulting from IRT - including those which lead to one of the above listed events that would otherwise have been a medication error
- Participant accidentally missed IMP dose(s) eg, forgot to take medication
- Accidental overdose (will be captured as an overdose)
- Errors related to background and rescue medication, or standard of care medication in open label studies, even if an AstraZeneca product

Medication errors are not regarded as AEs but AEs may occur as a consequence of the medication error.

Appendix C Handling of Human Biological Samples

C 1 Chain of Custody

A full chain of custody is maintained for all samples throughout their lifecycle.

The investigator at each study site keeps full traceability of collected biological samples from the participants while in storage at the study site until shipment or disposal (where appropriate) and records relevant processing information related to the samples whilst at site.

The sample receiver keeps full traceability of the samples while in storage and during use until used or disposed of or until further shipment and keeps record of receipt of arrival and onward shipment or disposal.

The Sponsor or delegated representatives will keep oversight of the entire life cycle through internal procedures, monitoring of study sites, auditing or process checks, and contractual requirements of external laboratory providers

Samples retained for further use will be stored in the AstraZeneca-assigned biobanks or other sample archive facilities and will be tracked by the appropriate AstraZeneca Team during for the remainder of the sample life cycle.

C 2 Withdrawal of Informed Consent for Donated Biological Samples

The Sponsor ensures that biological samples are destroyed at the end of a specified period as described in the informed consent.

If a participant withdraws consent to the use of donated biological samples, the samples will be disposed of/destroyed/repatriated, and the action documented. If samples are already analyzed, the Sponsor is not obliged to destroy the results of this research.

Following withdrawal of consent for biological samples, further study participation should be considered in relation to the withdrawal processes.

The investigator:

- Ensures participant's withdrawal of informed consent to the use of donated samples is highlighted immediately to the Sponsor or delegate.
- Ensures that relevant human biological samples from that participant, if stored at the study site, are immediately identified, disposed of as appropriate, and the action documented.
- Ensures that the participant and the Sponsor are informed about the sample disposal.

The Sponsor ensures the organization(s) holding the samples is/are informed about the withdrawn consent immediately and that samples are disposed of or repatriated as appropriate, and the action is documented and study site is notified.

C 3 International Airline Transportation Association 6.2 Guidance Document

LABELLING AND SHIPMENT OF BIOHAZARD SAMPLES

International Airline Transportation Association (IATA)

(<https://www.iata.org/whatwedo/cargo/dgr/Pages/download.aspx>) classifies infectious substances into 3 categories: Category A, Category B or Exempt

Category A Infectious Substances are infectious substances in a form that, when exposure to it occurs, is capable of causing permanent disability, life-threatening or fatal disease in otherwise healthy humans or animals.

Category A Pathogens are, eg, Ebola, Lassa fever virus. Infectious substances meeting these criteria which cause disease in humans or both in humans and animals must be assigned to UN 2814. Infectious substances which cause disease only in animals must be assigned to UN 2900.

Category B Infectious Substances are infectious Substances that do not meet the criteria for inclusion in Category A. Category B pathogens are, eg, Hepatitis A, C, D, and E viruses. They are assigned the following UN number and proper shipping name:

- UN 3373 – Biological Substance, Category B
- are to be packed in accordance with UN 3373 and IATA 650

Exempt - Substances which do not contain infectious substances or substances which are unlikely to cause disease in humans or animals are not subject to these Regulations unless they meet the criteria for inclusion in another class.

- Clinical study samples will fall into Category B or exempt under IATA regulations
- Clinical study samples will routinely be packed and transported at ambient temperature in IATA 650 compliant packaging (<https://www.iata.org/whatwedo/cargo/dgr/Documents/DGR-60-EN-PI650.pdf>).
- Biological samples transported in dry ice require additional dangerous goods specification for the dry-ice content

Appendix D Toxicity Grading Scales for Solicited Adverse Events

The toxicity grading scales for the solicited AEs were modified and abridged from the US FDA Guidance on Toxicity Grading Scale for Healthy Adult and Adolescent Volunteers Enrolled in Preventive Vaccine Clinical Trials ([FDA 2007](#)).

- [Table 11](#): Clinical Abnormalities, Local Reactions to Injectable Product
- [Table 12](#): Clinical Abnormalities, Vital Signs
- [Table 13](#): Clinical Abnormalities, Systemic (General or Illness)

Table 11 Tables for Clinical Abnormalities: Local Reactions to Injectable Product

Local Reaction to Injectable Product	Reaction Grade			
	Mild (Grade 1)	Moderate (Grade 2)	Severe (Grade 3)	Life Threatening (Grade 4)
Pain	Does not interfere with activity	Repeated use of non-narcotic pain reliever > 24 hours or interferes with activity	Any use of narcotic pain reliever or prevents daily activity	ER visit or hospitalization
Tenderness	Mild discomfort to touch	Discomfort with movement	Significant discomfort at rest	ER visit or hospitalization
Erythema/redness ^{a, b}	1-2 inches (2.5–5 cm)	> 2-4 inches (5.1–10 cm)	> 4 inches (> 10 cm)	Necrosis or exfoliative dermatitis
Induration/swelling ^{a, b}	1-2 inches (2.5–5 cm)	>2-4 inches (5.1–10 cm)	> 4 inches (> 10 cm)	Necrosis

^a In addition to grading the measured local reaction at the greatest single diameter, the measurement should be recorded as a continuous variable. Reactions < 0.25 inches (< 0.6 centimeters) in diameter will not be recorded.

^b Grade 4 erythema or induration is determined by study site with participant input rather than being recorded directly in Solicited AE e-Diary.

ER = emergency room.

Table 12 Tables for Clinical Abnormalities: Vital Signs

Vital Sign ^a	Vital Signs Grade			
	Mild (Grade 1)	Moderate (Grade 2)	Severe (Grade 3)	Potentially Life Threatening (Grade 4) ^b
Fever (°C) ^c (°F) ^b	37.9-38.4 100.1-101.1	38.5-38.9 101.2-102.0	39.0-40 102.1-104	> 40 > 104
Tachycardia (beats/minute)	101-115	116- 130	> 130	ER visit or hospitalization for arrhythmia
Bradycardia (beats/minute) ^d	50-54	45-49	< 45	ER visit or hospitalization for arrhythmia
Hypertension; systolic (mm Hg)	141-150	151-155	> 155	ER visit or hospitalization for malignant hypertension
Hypertension; diastolic (mm Hg)	91-95	96-100	> 100	ER visit or hospitalization for malignant hypertension
Hypotension; systolic (mm Hg)	85-89	80-84	< 80	ER visit or hospitalization for hypotensive shock
Respiratory rate (breaths/minute)	17-20	21-25	> 25	Intubation

Note: Record vital signs as adverse events only if clinically relevant and changed from baseline.

^a Participant should be at rest for vital signs measurements.

^b Grade 4 vital signs other than fever are reported as adverse events.

^c No recent hot or cold beverages or smoking.

^d Use clinical judgment when characterizing bradycardia among some healthy participant populations, for example, conditioned athletes.

ER = emergency room; Hg = mercury.

Table 13 Tables for Clinical Abnormalities: Systemic (General or Illness)

Systemic (General)	Systemic Grade ^a			
	Mild (Grade 1)	Moderate (Grade 2)	Severe (Grade 3)	Potentially Life Threatening (Grade 4)
Nausea/vomiting	No interference with activity or 1-2 episodes/24 hrs	Some interference with activity or > 2 episodes/24 hrs	Prevents daily activity, required outpatient IV hydration	ER visit or hospitalization for hypotensive shock
Chills	No interference with activity	Some interference with activity	Significant; prevents daily activity	ER visit or hospitalization
Headache	No interference with activity	Repeated use of non-narcotic pain reliever > 24 hrs or some interference with activity	Significant; any use of narcotic pain reliever or prevents daily activity	ER visit or hospitalization
Fatigue	No interference with activity	Some interference with activity	Significant; prevents daily activity	ER visit or hospitalization
Myalgia	No interference with activity	Some interference with activity	Significant; prevents daily activity	ER visit or hospitalization
Systemic Illness				
Illness or clinical adverse event (as defined according to applicable regulations)	No interference with activity	Some interference with activity not requiring intervention	Prevents daily activity and required medical intervention	ER visit or hospitalization

ER = emergency room; hrs = hours; IV = intravenous.

^a Fatal systemic illness events should be reported as Grade 5.

Appendix E Adverse Events of Special Interest

AZD1222 AESIs are based on Brighton Collaboration case definitions ([SPEAC 2020](#)), clinical experience, and scientific interest. There is no current evidence to suggest that AZD1222 is associated with these AESIs.

Table 14 Adverse Events of Special Interest

AESI	Medical Concept
Neurologic	<u>Generalized convulsion</u> : Seizures are episodes of neuronal hyperactivity most commonly resulting in sudden, involuntary muscular contractions. They may also manifest as sensory disturbances, autonomic dysfunction and behavioral abnormalities, and impairment or loss of consciousness.
	<u>Guillain-Barré syndrome</u> : GBS is a peripheral nerve demyelinating disease, which can present as temporary ascending paralysis.
	<u>Acute disseminated encephalomyelitis</u> : ADEM is defined as a uniphasic syndrome of brain inflammation and demyelination occurring in temporal association with an antecedent immunologic challenge, such as infection or an immunization. ADEM most commonly occurs in the pediatric population.
	<u>Other neurologic events</u> : These events would include new onset event (acute or subacute) motor and sensory disturbances (eg, weakness, numbness, paresthesias, hypoesthesia, hyperesthesia, dysesthesias), bowel/bladder dysfunction, gait impairment, or visual disturbance, or any event of myelitis, encephalomyelitis, myelitis transverse, or other sudden neurological deficit.
Vascular	<u>Thrombotic, thromboembolic, and neurovascular events</u> : These are events that can manifest as transient or permanent vision problems, dizziness, trouble understanding, facial droop, slurred speech, unilateral weakness, deep vein thrombosis with swollen, warm or painful leg, pulmonary embolism with shortness of breath, chest pain or irregular heart rate.
Hematologic	<u>Thrombocytopenia</u> : Thrombocytopenia is a disorder in which there is an abnormally low platelet count; a normal platelet count ranges from 150 000 to 450 000 platelets per μL .
Immunologic	<u>Vasculitides</u> : Vasculitides are a group of related disorders characterized by inflammation of blood vessels (vasculitis) leading to tissue or end-organ injury.
	<u>Anaphylaxis</u> : Anaphylaxis an acute hypersensitivity reaction with multi-organ-system involvement that can present as, or rapidly progress to, a severe life-threatening reaction requiring immediate medical attention.
	<u>Vaccine-associated enhanced respiratory disease</u> : The pathogenicity of VAERD has been linked to a vaccine immune response characterized by induction of non-neutralizing antibodies, and a T-cell response of the Th2 type with hypereosinophilia (Lambert et al 2020). VAERD may manifest as a severe form of respiratory disease with prolonged fever, and diverse clinical manifestations of disease severity and pathological changes marked by increased areas of lung consolidation, broncho-interstitial pneumonia, and necrotizing bronchiolitis (Rajão et al 2016).

Table 14 Adverse Events of Special Interest

AESI	Medical Concept
	<p><u>Potential immune-mediated conditions</u>: These conditions are a group of autoimmune inflammatory disorders characterized by an alteration in cellular homeostasis, which may or may not have an autoimmune aetiology. A list of events is provided in Table 15.</p>

ADEM = acute disseminated encephalomyelitis; AESI = adverse event of special interest; GBS = Guillain-Barré syndrome; VAERD = vaccine-associated enhanced respiratory disease.

Table 15 List of Potential Immune-mediated Medical Conditions

Category	Condition
Gastrointestinal disorders	Celiac disease
	Crohn's disease
	Ulcerative colitis
	Ulcerative proctitis
Liver disorders	Autoimmune cholangitis
	Autoimmune hepatitis
	Primary biliary cirrhosis
	Primary sclerosing cholangitis
Metabolic diseases	Addison's disease
	Autoimmune thyroiditis (including Hashimoto thyroiditis)
	Diabetes mellitus type I
	Grave's or Basedow's disease
Musculoskeletal disorders	Antisynthetase syndrome
	Dermatomyositis
	Juvenile chronic arthritis (including Still's disease)
	Mixed connective tissue disorder
	Polymyalgia rheumatic
	Polymyositis
	Psoriatic arthropathy
	Relapsing polychondritis
	Rheumatoid arthritis
	Scleroderma, including diffuse systemic form and CREST syndrome
	Spondyloarthritis, including ankylosing spondylitis, reactive arthritis (Reiter's Syndrome) and undifferentiated spondyloarthritis
	Systemic lupus erythematosus
	Systemic sclerosis

Table 15 List of Potential Immune-mediated Medical Conditions

Category	Condition
Neuroinflammatory disorders	Acute disseminated encephalomyelitis, including site specific variants (eg, non-infectious encephalitis, encephalomyelitis, myelitis, radiculomyelitis)
	Cranial nerve disorders, including paralyses/paresis (eg, Bell’s palsy)
	Guillain-Barré syndrome, including Miller Fisher syndrome and other variants
	Immune-mediated peripheral neuropathies and plexopathies, including chronic inflammatory demyelinating polyneuropathy, multifocal motor neuropathy and polyneuropathies associated with monoclonal gammopathy
	Multiple sclerosis
	Neuromyelitis optica spectrum disorder
	Narcolepsy
	Optic neuritis
	Transverse myelitis
	Myasthenia gravis, including Eaton-Lambert syndrome
Skin disorders	Alopecia areata
	Autoimmune bullous skin diseases, including pemphigus, pemphigoid and dermatitis herpetiformis
	Cutaneous lupus erythematosus
	Erythema nodosum
	Morphoea
	Lichen planus
	Psoriasis
	Rosacea
	Sweet’s syndrome
	Vitiligo
Vasculitides	Large vessels vasculitis including: giant cell arteritis such as Takayasu's arteritis and temporal arteritis
	Medium sized and/or small vessels vasculitis including: polyarteritis nodosa, Kawasaki's disease, microscopic polyangiitis, Wegener's granulomatosis, Churg– Strauss syndrome (allergic granulomatous angiitis), Buerger’s disease, thromboangiitis obliterans, necrotizing vasculitis and anti-neutrophil cytoplasmic antibody (ANCA) positive vasculitis (type unspecified), Henoch-Schonlein purpura, Behcet's syndrome, leukocytoclastic vasculitis

Table 15 List of Potential Immune-mediated Medical Conditions

Category	Condition
Other	Antiphospholipid syndrome
	Autoimmune hemolytic anemia
	Autoimmune glomerulonephritis (including IgA nephropathy, glomerulonephritis rapidly progressive, membranous glomerulonephritis, membranoproliferative glomerulonephritis, and mesangioproliferative glomerulonephritis)
	Autoimmune myocarditis/cardiomyopathy
	Autoimmune thrombocytopenia
	Goodpasture syndrome
	Idiopathic pulmonary fibrosis
	Pernicious anemia
	Raynaud’s phenomenon
	Sarcoidosis
	Sjögren’s syndrome
	Stevens-Johnson syndrome
	Uveitis

Appendix F Overview of Primary and Secondary Efficacy Objectives, Endpoints, and Associated Case Definitions

Table 16 Overview of Primary and Secondary Efficacy Objectives, Endpoints, and Associated Case Definitions

Objective		Endpoint	Case Definition
Primary	To estimate the efficacy of 2 IM doses of AZD1222 compared to saline placebo for the prevention of COVID-19	A binary response, whereby a participant with negative serostatus at baseline is defined as a COVID-19 case if their first case of SARS-CoV-2 RT-PCR-positive symptomatic illness occurs \geq 15 days post second dose of study intervention. Otherwise, a participant is not defined as a COVID-19 case.	<p>Participant must have RT-PCR-confirmed SARS-CoV-2 and meet the following criteria at any point from their initial illness visit at the site (Day 1) through their second illness visit (Day 14):</p> <ol style="list-style-type: none"> 1 One or more Category A findings <p>OR</p> <ol style="list-style-type: none"> 2 Two or more Category B findings <p><i>Category A:</i></p> <ul style="list-style-type: none"> • Pneumonia diagnosed by chest x-ray, or computed tomography scan • Oxygen saturation of \leq 94% on room air or requiring either new initiation or escalation in supplemental O₂ • New or worsening dyspnea/shortness of breath <p><i>Category B:</i></p> <ul style="list-style-type: none"> • Fever $>$ 100 °F ($>$ 37.8 °C) or feverishness • New or worsening cough • Myalgia/muscle pain • Fatigue that interferes with activities of daily living • Vomiting and/or diarrhea (only one finding to be counted toward endpoint definition) • Anosmia and/or ageusia (only one finding to be counted toward endpoint definition)

Table 16 Overview of Primary and Secondary Efficacy Objectives, Endpoints, and Associated Case Definitions

	Objective	Endpoint	Case Definition
Secondary	To estimate the efficacy of 2 IM doses of AZD1222 compared to saline placebo for the prevention of SARS-CoV-2 infection	The incidence of the first post-treatment response (negative at baseline to positive post treatment with study intervention) for SARS-CoV-2 Nucleocapsid antibodies occurring \geq 15 days post second dose of study intervention (key secondary endpoint)	The first post-treatment response (negative at baseline to positive post treatment with study intervention) for SARS-CoV-2 Nucleocapsid antibodies occurring \geq 15 days post second dose of study intervention
	To estimate the efficacy of 2 IM doses of AZD1222 compared to saline placebo for the prevention of symptomatic COVID-19 using CDC criteria	The incidence of the first case of SARS-CoV-2 RT-PCR-positive symptomatic illness occurring \geq 15 days post second dose of study intervention using CDC criteria	The first case of SARS-CoV-2 RT-PCR-positive symptomatic illness for a participant occurring \geq 15 days post second dose of study intervention using criteria from the CDC (CDC 2020): Fever Shortness of breath Difficulty breathing Chills Cough Fatigue Muscle aches Body aches Headache New loss of taste New loss of smell Sore throat Congestion Runny nose Nausea Vomiting Diarrhea

Table 16 Overview of Primary and Secondary Efficacy Objectives, Endpoints, and Associated Case Definitions

Objective		Endpoint	Case Definition
Secondary	To estimate the efficacy of 2 IM doses of AZD1222 compared to saline placebo for the prevention of University of Oxford-defined symptomatic COVID-19	The incidence of the first case of SARS-CoV-2 RT-PCR-positive symptomatic illness occurring ≥ 15 days post second dose of study intervention using University of Oxford-defined symptom criteria	<p>First case of SARS-CoV-2 RT-PCR-positive symptomatic illness for a participant occurring ≥ 15 days post second dose of study intervention using University of Oxford-defined symptom criteria. Cases are defined as RT-PCR-confirmed SARS-CoV-2 and having at least one of the following symptoms:</p> <ol style="list-style-type: none"> 1 New onset of fever (> 100 °F [> 37.8 °C]), OR 2 Cough, OR 3 Shortness of breath, OR 4 Anosmia/ageusia

Table 16 Overview of Primary and Secondary Efficacy Objectives, Endpoints, and Associated Case Definitions

Objective		Endpoint	Case Definition
Secondary	To estimate the efficacy of 2 IM doses of AZD1222 compared to saline placebo in the prevention of COVID-19 in all study participants, regardless of evidence of prior SARS-CoV-2 infection	The incidence of the first case of SARS-CoV-2 RT-PCR-positive symptomatic illness occurring ≥ 15 days post second dose of study intervention regardless of evidence of prior SARS-CoV-2 infection (key secondary endpoint)	<p>Participant must have RT-PCR-confirmed SARS-CoV-2 and meet the following criteria at any point from their initial illness visit at the site (Day 1) through their second illness visit (Day 14):</p> <ol style="list-style-type: none"> 1 One or more Category A findings <p style="text-align: center;">OR</p> <ol style="list-style-type: none"> 2 Two or more Category B findings <p><i>Category A:</i></p> <ul style="list-style-type: none"> • Pneumonia diagnosed by chest x-ray, or computed tomography scan • Oxygen saturation of $\leq 94\%$ on room air or requiring either new initiation or escalation in supplemental O₂ • New or worsening dyspnea/shortness of breath <p><i>Category B:</i></p> <ul style="list-style-type: none"> • Fever > 100 °F (> 37.8 °C) or feverishness • New or worsening cough • Myalgia/muscle pain • Fatigue that interferes with activities of daily living • Vomiting and/or diarrhea (only one finding to be counted toward endpoint definition) • Anosmia and/or ageusia (only one finding to be counted toward endpoint definition)

Table 16 Overview of Primary and Secondary Efficacy Objectives, Endpoints, and Associated Case Definitions

Objective		Endpoint	Case Definition
Secondary	To estimate the efficacy of 2 IM doses of AZD1222 compared to saline placebo for the prevention of severe or critical symptomatic COVID-19	a) The incidence of SARS-CoV-2 RT-PCR-positive severe or critical symptomatic illness occurring ≥ 15 days post second dose of study intervention (key secondary endpoint)	Participant must have laboratory-confirmed COVID-19 (SARS-CoV-2 RT-PCR-positive symptomatic illness) plus any of the following: <ul style="list-style-type: none"> Clinical signs at rest indicative of severe systemic illness (respiratory rate ≥ 30 breaths per minute, heart rate ≥ 125 beats per minute, oxygen saturation $\leq 93\%$ on room air at sea level, or partial pressure of oxygen to fraction of inspired oxygen ratio < 300 mm Hg) Respiratory failure (defined as needing high-flow oxygen, noninvasive ventilation, mechanical ventilation or extracorporeal membrane oxygenation) Evidence of shock (systolic blood pressure < 90 mm Hg, diastolic blood pressure < 60 mm Hg, or requiring vasopressors) Significant acute renal, hepatic, or neurologic dysfunction Admission to an intensive care unit Death
		b) The incidence of SARS-CoV-2 RT-PCR positive severe or critical symptomatic illness occurring post first dose of study intervention	
	To estimate the efficacy of 2 IM doses of AZD1222 compared to saline placebo for the prevention of COVID-19-related Emergency Department visits	The incidence of COVID-19-related Emergency Department visits occurring ≥ 15 days post second dose of study intervention (key secondary endpoint)	COVID-19-related Emergency Department visits occurring ≥ 15 days post second dose of study intervention

Table 16 Overview of Primary and Secondary Efficacy Objectives, Endpoints, and Associated Case Definitions

Objective		Endpoint	Case Definition
Secondary	To assess antibody responses to AZD1222 S antigen following 2 IM doses of AZD1222 or saline placebo (Substudy and Illness Visits only)	a) Post-treatment GMTs and GMFRs from day of dosing baseline value to 28 days post each dose in SARS-CoV-2 S, RBD antibodies (MSD serology assay)	a) Post-treatment GMTs and GMFRs from day of dosing baseline value to 28 days post each dose in SARS-CoV-2 S, RBD antibodies (MSD serology assay)
		b) The proportion of participants who have a post-treatment seroresponse (\geq 4-fold rise in titers from day of dosing baseline value to 28 days post each dose) to the S, RBD antigens of AZD1222 (MSD serology assay)	b) Post-treatment seroresponse (\geq 4-fold rise in titers from day of dosing baseline value to 28 days post each dose) to the S, RBD antigens of AZD1222 (MSD serology assay)
	To determine anti-SARS-CoV-2 neutralizing antibody levels in serum following 2 IM doses of AZD1222 or saline placebo (Substudy and Illness Visits only)	a) Post-treatment GMTs and GMFRs from day of dosing baseline value to 28 days post each dose in SARS-CoV-2 neutralizing antibodies (wild-type assay or pseudo-neutralization assay)	a) Post-treatment GMTs and GMFRs from day of dosing baseline value to 28 days post each dose in SARS-CoV-2 neutralizing antibodies (wild-type assay or pseudo-neutralization assay)
		b) Proportion of participants who have a post-treatment seroresponse (\geq 4-fold rise in titers from day of dosing baseline value to 28 days post each dose) to AZD1222 as measured by SARS-CoV-2 neutralizing antibodies (wild-type assay or pseudo-neutralization assay)	b) Post-treatment seroresponse (\geq 4-fold rise in titers from day of dosing baseline value to 28 days post each dose) to AZD1222 as measured by SARS-CoV-2 neutralizing antibodies (wild-type assay or pseudo-neutralization assay)

Table 16 Overview of Primary and Secondary Efficacy Objectives, Endpoints, and Associated Case Definitions

Objective		Endpoint	Case Definition
Secondary	To estimate the efficacy of AZD1222 compared to saline placebo for the prevention of COVID-19 following the first dose	The incidence of SARS-CoV-2 RT-PCR-positive symptomatic illness occurring post first dose of study intervention	<p>Participant must have RT-PCR-confirmed SARS-CoV-2 and meet the following criteria at any point from their initial illness visit at the site (Day 1) through their second illness visit (Day 14):</p> <ol style="list-style-type: none"> 1 One or more Category A findings <p style="text-align: center;">OR</p> <ol style="list-style-type: none"> 2 Two or more Category B findings <p><i>Category A:</i></p> <ul style="list-style-type: none"> • Pneumonia diagnosed by chest x-ray, or computed tomography scan • Oxygen saturation of $\leq 94\%$ on room air or requiring either new initiation or escalation in supplemental O₂ • New or worsening dyspnea/shortness of breath <p><i>Category B:</i></p> <ul style="list-style-type: none"> • Fever > 100 °F (> 37.8 °C) or feverishness • New or worsening cough • Myalgia/muscle pain • Fatigue that interferes with activities of daily living • Vomiting and/or diarrhea (only one finding to be counted toward endpoint definition) • Anosmia and/or ageusia (only one finding to be counted toward endpoint definition)

CDC = Centers for Disease Control and Prevention; COVID-19 = coronavirus disease 2019; GMFR = geometric mean fold rise; GMT = geometric mean titer; IM = intramuscular; MSD = Meso Scale Discovery; S =Spike; RBD = receptor binding domain; RT-PCR = reverse transcriptase polymerase chain reaction; SARS-CoV-2 = severe acute respiratory syndrome-coronavirus-2.

Appendix G Abbreviations

Abbreviation or special term	Explanation
ACE2	angiotensin-converting enzyme 2
AE	adverse event
AESI	adverse event of special interest
ALT	alanine aminotransferase
AST	aspartate aminotransferase
β-hCG	beta-human chorionic gonadotropin
CDC	Centers for Disease Control and Prevention
ChAdOx1 MERS	chimpanzee adenovirus Ox1 with MERS Spike antigen
ChAdOx1 nCoV-19	name of AZD1222 when initially developed by the University of Oxford
CI	confidence interval
CoV	coronavirus
COVID-19	coronavirus disease 2019
CRO	contract research organization
CSR	clinical study report
DBL	database lock
DSMB	Data Safety Monitoring Board
E	envelope
eCRF	electronic case report form
EDC	electronic data capture
e-Diary	electronic diary
ELISA	enzyme-linked immunosorbent assay
ELISpot	enzyme-linked immunospot
EUA	Emergency Use Authorization
FIH	first-in-human
GCP	Good Clinical Practice
GMFR	geometric mean fold rise
GMT	geometric mean titer
IB	Investigator's Brochure
ICF	informed consent form
ICH	International Council for Harmonisation
IEC	Independent Ethics Committee
IgA	immunoglobulin A
IgG	immunoglobulin G
IgM	immunoglobulin M

Abbreviation or special term	Explanation
IM	intramuscular
IMP	investigational medicinal product
IND	Investigational New Drug
IRB	Institutional Review Board
IRT	Interactive Response Technology
IV	intravenous
M	membrane
MAAE	medically attended adverse event
MERS	Middle East respiratory syndrome
MERS-CoV	Middle East respiratory syndrome coronavirus
MSD	Meso Scale Discovery
NHP	non-human primate
PBMC	peripheral blood mononuclear cell
PSRT	Protocol Safety Review Team
RBD	receptor binding domain
RRR	relative risk reduction
RT-PCR	reverse transcriptase polymerase chain reaction
S	Spike
SAE	serious adverse event
SAP	Statistical Analysis Plan
SARS-CoV	severe acute respiratory syndrome-coronavirus
SARS-CoV-2	severe acute respiratory syndrome-coronavirus 2
SoA	Schedule of Activities
TBL	total bilirubin
tPA	tissue plasminogen activator
ULN	upper limit of normal
US FDA	United States Food and Drug Administration
USA	United States of America
VE	vaccine efficacy
vp	viral particles
WHO	World Health Organization
w/v	weight/volume

Appendix H Protocol Amendment History

The Protocol Amendment Summary of Changes [Table](#) for the current amendment is located directly before the Table of Contents.

Amendment 6 (19 February 2021)

This amendment is considered to be substantial based on the criteria set forth in Article 10(a) of Directive 2001/20/EC of the European Parliament and the Council of the European Union.

Overall Rationale for the Amendment:

The principal reason for this amendment was to remove the extended dosing interval assessment and to remove adolescents from the study population that were added to Amendment 5. (Note: Amendment 5 was not implemented.)

Section # and Name	Description of Change	Brief Rationale	Substantial/ Non-substantial
Title Page, 1.1 Synopsis	Removed “and Adolescents” from the title	Given removal of adolescents from the study population	Substantial
1.1 Synopsis, 2.1 Study Rationale	Removed text from the study rationale regarding adolescents		
1.1 Synopsis	Reduced the number of study sites from 300 to 150	To more realistically align with the actual number of sites	Non-substantial
1.1 Synopsis, 3 Objective and Endpoints, Appendix F (Table 15)	Upgraded exploratory endpoint 5 to secondary endpoint 9	To gain information on efficacy following a single dose of AZD1222	Substantial
1.1 Synopsis, 1.2 Schema, 1.3 Schedule of Activities 3 Objectives and Endpoints, 4.1 Overall Design, 4.2 Scientific Rationale for Study Design, 4.3 Justification for Dose, 4.4 End of Study Definition, 5 Study Population, 6.1.2 Dosing Instructions, 6.3 Measures to Minimize Bias:	Removed Appendix G Part 2 and any cross-references to Appendix G Part 2	Given removal of Part 2 from the protocol	Substantial
	Removed the “Part 1” label from the main study and corresponding substudy and immunogenicity cohort		Substantial

Section # and Name	Description of Change	Brief Rationale	Substantial/ Non-substantial
Randomization and Blinding, 7.1 Discontinuation of Study Intervention 8 Study Assessments and Procedures, 9 Statistical Considerations, Appendix G Part 2			
1.1 Synopsis, Appendix F (Table 15)	Removed specification that primary objective 3 and secondary objectives 7-8 apply to both Part 1 and Part 2	Given removal of Part 2 from the protocol	Substantial
3 Objectives and Endpoints	Removed specification that primary objective 3, secondary objectives 7-8, and exploratory objectives 5-13 apply to both Part 1 and Part 2	Given removal of Part 2 from the protocol	Substantial
	Removed footnote d from Table 5 that indicated exploratory endpoint 5 is an exploratory endpoint for Part 1, but a secondary endpoint for Part 2		
4.2.2 Rationale for Study Endpoints, 8.3.9 Adverse Events of Special Interest, 11 References, Appendix E	Removed the Serazin et al 2020 and Vogel et al 2020 references	Given removal of the multisystem inflammatory syndrome in children and adults (MIS-C/A) and acute respiratory distress syndrome (ARDS) terms from Appendix E, Table 13	Non-substantial
8.1.2.1 SARS-CoV-2 Testing and Other Virology Assessments	Added text to explain that genotypic evaluation of SARS-CoV-2 is planned at Days 1 and 14 illness visits but may be performed at Days 21 and 28 illness visits based upon logistical constraints, safety signals, or emerging data on efficacy of AZD1222 against viral variants	Clarification	Non-substantial

Section # and Name	Description of Change	Brief Rationale	Substantial/ Non-substantial
9.4.2.2 Secondary Endpoints, Appendix F (Table 15)	Revised the list of secondary endpoints to align with the Synopsis and Section 3 of the protocol	Consistency	Non-substantial
A5 Committee Structure	Revised this section	To align with the current version of the statistical analysis plan	Non-substantial
Appendix E (Table 13)	Removed reference to MIS-C/A and ARDS	Given removal of the adolescent population	Non-substantial
Appendix G Part 2	Removed this appendix	Given removal of Part 2 from the protocol	Substantial
Throughout	Minor editorial revisions	Minor, therefore, were not summarized	Non-substantial

Amendment 5 (18 January 2021)

This amendment is considered to be substantial based on the criteria set forth in Article 10(a) of Directive 2001/20/EC of the European Parliament and the Council of the European Union.

Overall Rationale for the Amendment:

The principal reason for this amendment was to add an extension to the study to permit evaluation of safety, immunogenicity, and efficacy of 2 doses of AZD1222 administered 8 to 12 weeks apart to adults and adolescents. The extended dosing interval is supported by enhanced immunogenicity data, as well as a high level of protection (VE 73%) against COVID-19 demonstrated from a single dose (COVID-19 Vaccine AstraZeneca SmPC 2021). Adolescents have been added to the study population to generate valuable data on safety and immunogenicity in this age group.

Note that the new addition to the study was labeled as Part 2 (and included in a separate Appendix G) and the existing main study and its corresponding substudy and immunogenicity cohort were relabelled as Part 1.

Section # and Name	Description of Change	Brief Rationale	Substantial/ Non-substantial
Title Page, 1.1 Synopsis	Added “and Adolescents” to the title	To generate evidence to lower the indication to persons 12 years of age	Substantial
1.1 Synopsis, 2.1 Study Rationale	Added text to the study rationale regarding adolescents		
1.1 Synopsis, 3 Objectives and Endpoints,	Removed “in adults \geq 18 years of age” from primary objectives 1-3	To make the objectives applicable to both Part 1	Non-substantial

Section # and Name	Description of Change	Brief Rationale	Substantial/ Non-substantial
Appendix F Overview of Primary and Secondary Efficacy Objectives, Endpoints, and Associated Case Definitions (Table 15)	Specified that primary objective 3, secondary objectives 7-8, and exploratory objectives 6-14 apply to both Part 1 and Part 2	and the newly added Part 2	
	Added a second endpoint for secondary objective 5 and exploratory objectives 3 and 4	To show efficacy after 1 dose in severe COVID-19 illness	Substantial
1.1 Synopsis, 1.2 Schema, 1.3 Schedule of Activities 3 Objectives and Endpoints, 4.1 Overall Design, 4.2 Scientific Rationale for Study Design, 4.3 Justification for Dose, 5 Study Population, 6.1.2 Dosing Instructions, 6.3 Measures to Minimize Bias: Randomization and Blinding, 7.1 Discontinuation of study intervention 8 Study Assessments and Procedures, 9 Statistical Considerations, Appendix G Part 2	Added Appendix G to describe the new Part 2 and corresponding Part 2 Substudy. Added cross-references to Appendix G.	To permit evaluation of safety, immunogenicity, and efficacy of 2 doses of AZD1222 administered 8 to 12 weeks apart in adults and adolescents	Substantial
	Relabelled the existing main study and its corresponding substudy and immunogenicity cohort as Part 1	For clarity and consistency, given the addition of Part 2	Non-substantial
1.1 Synopsis, 9.2 Sample Size Determination, 9.4 Statistical Analyses	Changed “not seropositive” to “seronegative”	Clarification	Non-substantial
3 Objectives and Endpoints, Appendix G Part 2	Added footnote d to Table 5 to indicate that exploratory endpoint 5 is an exploratory endpoint for Part 1, but a secondary endpoint for Part 2.	To support efficacy post first dose given the extension of the dosing interval in Part 2	Substantial

Section # and Name	Description of Change	Brief Rationale	Substantial/ Non-substantial
	Included exploratory endpoint 5 for Part 1 as a secondary endpoint for Part 2 in Appendix G		
Appendix E Adverse Events of Special Interest (Table 13)	Added additional terms to “immunologic” of multisystem inflammatory syndrome in children and adults and added a new category “respiratory” with term of acute respiratory distress syndrome	To add new Brighton Collaboration case definitions	Non-substantial

Amendment 4 (14 December 2020)

This amendment is considered to be substantial based on the criteria set forth in Article 10(a) of Directive 2001/20/EC of the European Parliament and the Council of the European Union.

Overall Rationale for the Amendment:

The principal reason for this amendment was to incorporate revisions based on FDA feedback and clarifications of study processes. In addition, an immunogenicity cohort was added to expand upon cell-mediated immunity data.

Section # and Name	Description of Change	Brief Rationale	Substantial/ Non-substantial
Title Page	Corrected EudraCT number	Correction	Non-substantial
1.1 Synopsis, 3 Objectives and Endpoints, 9.4.1 General Considerations	Added text to indicate that participants unblinded to treatment assignment prior to having met the criteria for the primary efficacy endpoint will be censored at the date of unblinding.	Clarification	Non-substantial
1.1 Synopsis, 3 Objectives and Endpoints, 9.4.2.2 Secondary Endpoints, Appendix G (Table 15)	Revised the first secondary endpoint	To permit formal statistical comparison and inclusion as key secondary endpoint	Substantial
	Identified the 4 key secondary endpoints (added footnote c)	To indicate these are the endpoints that are multiplicity protected	
1.1 Synopsis, 4.1 Overall Design, 8.5.2.3 Assessment of Mucosal Responses,	Added an immunogenicity cohort of approximately 300 participants	To expand upon cell-mediated immunity data	Substantial

Section # and Name	Description of Change	Brief Rationale	Substantial/ Non-substantial
8.5.2.4 Assessment of Cell-mediated Immune Response			
1.1 Synopsis, 4.1 Overall Design, 9.2 Sample Size Determination	Reduced the sample size from 40 000 back to the original number of 30 0000	Based on the efficacy already seen in the pooled analysis from the Oxford studies, and the large outbreak in the United States has increased the attack rate	Substantial
1.1 Synopsis, 9.2 Sample Size Determination	Changed attack rate for primary analysis from 0.6% to 0.8%	Given the reduction in sample size from 40 000 to 30 000	Non-substantial
1.3 Schedule of Activities (Table 2 and Table 3)	Revised Table 2 and Table 3 captions to include “Immunogenicity Cohort”	To address addition of immunogenicity cohort to study	Non-substantial
	Added the collection of PBMCs at Day 180 for substudy and immunogenicity cohort participants to Table 3	To build on data regarding durability of cell-mediated immunity	
	Revised footnote f of Table 3 to indicate that PBMCs will be isolated from up to (instead of approximately) 300 participants in the substudy and approximately 300 participants in the immunogenicity cohort	To include the newly added immunogenicity cohort	
	In Table 3, indicated that assessment of nasal adsorption for SARS-CoV-2 mucosal responses is optional	Clarification	
	In Table 3, indicated that local and systemic predefined solicited AEs apply to the substudy only	Clarification	
1.3 Schedule of Activities (Table 2 and Table 3, footnote c), 6.5.2 Prohibited Concomitant Medications	Added text to indicate that experimental vaccinations, other than AZD1222, for prevention of SARS-CoV-2 or COVID-19 are prohibited. Also, noted that participants who choose to receive a licensed and/or authorized COVID-19 vaccine should inform the Investigator so it can be properly documented	To exclude experimental vaccinations other than AZD1222 and to allow participants access to emerging standard of care given the rapidly evolving COVID-19 vaccines landscape	Non-substantial

Section # and Name	Description of Change	Brief Rationale	Substantial/ Non-substantial
	and they should be encouraged to continue study conduct.		
1.3 Schedule of Activities, 8.5 Human Biological Samples, 8.6.2 Other Study-related Biomarker Research, 8.7 Optional Genomics Initiative Sample, Appendix D	Removed Optional Genomics Initiative assessment	Due to kit build issues during the COVID-19 pandemic and lack of sample tube availability	Non-substantial
4.1 Overall Design, 8.1.1 Monitoring COVID-19 Symptoms	In the COVID-19 Qualifying Symptoms table, revised “must be present for ≥ 2 days” to “must be present for ≥ 2 <u>consecutive</u> days”	Clarification	Non-substantial
5.1 Inclusion Criteria (Table 6)	Under combined hormonal methods, changed “injectable” to “intravaginal”	Correction	Non-substantial
	Revised footnote c to specify that sexual abstinence is considered a highly effective method only if defined as refraining from heterosexual intercourse from <u>28 days prior to Day 1 through 60 days following administration of the second dose of study intervention...</u> (instead of ‘during the entire period of the study’)	Clarification	
5.2 Exclusion Criteria	Added a note to Exclusion Criterion 10 to indicate that the AESIs outlined in Appendix F should be considered when evaluating a participant for this exclusion criterion	The presence of these AESIs may be a safety risk to the participant, affect the ability of the participant to participate in the study, or impair interpretation of the study data	Non-substantial
6.3.3 Procedures for Unblinding	Specified the procedures in the event a study participant is contacted about receiving a licensed and/or authorized COVID-19 vaccine	Clarification provided due to recent Emergency Use Authorizations for COVID-19 vaccines	Non-substantial

Section # and Name	Description of Change	Brief Rationale	Substantial/ Non-substantial
6.5.2 Prohibited Concomitant Medications	Clarified that routine vaccinations are permitted (as clinically indicated) 30 days after the second vaccination	Clarification	Non-substantial
8.1.2 Illness Visits	Added text to indicate that if symptoms persist despite a negative test result, Investigators should provide appropriate clinical follow-up of participants, as clinically indicated	PCR test is not 100% accurate and Investigators need to provide appropriate clinical follow-up of any ill participants	Non-substantial
8.1.3 Severe COVID-19	Revised statement to indicate that the severity of COVID-19 will be evaluated in participants with symptoms of COVID-19 (instead of participants who test positive for SARS-CoV-2 by RT-PCR)	To be consistent with CRF completion guidelines asking sites to complete the endpoint CRF regardless of the local PCR result	Non-substantial
8.3.9.1 Potential Neurological AESIs	Added clarification that the Investigator should evaluate the participant and refer to a neurologist as clinically indicated	Based on Investigator feedback	Non-substantial
9.1 Statistical Hypotheses, 9.4.2.1 Primary Endpoint, 9.4.4 Methods for Multiplicity Control	Specified that if the primary endpoint results of the interim or primary analysis are statistically significant, an additional analysis with 5% alpha will be performed once all participants have completed the first year of follow-up	To evaluate long-term efficacy based on 1 year of follow-up before the final analysis	Substantial
9.3 Populations for Analyses (Table 9)	For Per-protocol analysis set, specified that erroneously-treated participants who receive one dose of active study intervention and one dose of placebo, regardless of the sequence, will be excluded from this analysis set	Clarification	Non-substantial
	For the safety analysis set, specified that a participant who has on one or several occasions received active study intervention is classified as active <u>for all summaries, including summaries by dose</u>	Clarification	

Section # and Name	Description of Change	Brief Rationale	Substantial/ Non-substantial
9.4 Statistical Analyses	Added text to indicate when unblinding of personnel involved in the analyses of the study may occur	Clarification for timing of Sponsor unblinding	Non-substantial
9.4.2.1 Primary Endpoint, 9.5 Interim Analyses	Changed “not seropositive” to “seronegative”	Clarification	Non-substantial
9.4.3.1 Primary Endpoints	Clarified that AE analyses will include intercurrent events for safety due to potential unblinding of participants for administration of licensed and/or approved SARS-CoV-2 or COVID-19 vaccine	Clarification	Non-substantial
9.4.4 Methods for Multiplicity Control	Revised to indicate how the primary efficacy endpoints and 4 key secondary endpoints will be assessed	To address the Agency’s request for having a secondary endpoint testing strategy	Substantial

Amendment 3 (26 October 2020)

This amendment is considered to be substantial based on the criteria set forth in Article 10(a) of Directive 2001/20/EC of the European Parliament and the Council of the European Union.

Overall Rationale for the Amendment:

The principal reason for this amendment was to expand AESI evaluation and oversight. Other key revisions included updating the AZD1222 safety profile, increasing the sample size, extending the beyond-use-date for the study intervention, and specifying that the substudy will only be conducted in the USA.

Section # and Name	Description of Change	Brief Rationale	Substantial/ Non-substantial
Title Page	Added ClinicalTrials.gov and EudraCT numbers	To align with updated information	Non-substantial
1.1 Synopsis	Updated Objectives and Endpoints, Overall Design, Number of Participants, Statistical Methods	To align with edits in the protocol body	Non-substantial

Section # and Name	Description of Change	Brief Rationale	Substantial/ Non-substantial
1.2 Schema, Figure 1 Study Design	Noted that the substudy will only be conducted in the USA	Due to logistical issues	Non-substantial
1.3 Schedule of Activities, Table 2	Extended Day 29 visit window from ± 3 days to -3 to + 7 days	To provide greater scheduling flexibility to sites and participants	Non-substantial
1.3 Schedule of Activities, Table 3	<ul style="list-style-type: none"> a) Noted that the substudy will only be conducted in the USA b) Extended Day 29 visit window from ± 3 days to -3 to + 7 days c) For participants who received the first dose between 28 August 2020 and 06 September 2020, extended the window for receiving the second dose 	<ul style="list-style-type: none"> a) Due to logistical issues b) To provide greater scheduling flexibility to sites and participants c) To accommodate receipt of the second dose of study intervention for participants who received their first dose prior to the clinical hold 	Non-substantial
1.3 Schedule of Activities, Table 4	<ul style="list-style-type: none"> a) Broadened optional saliva sample collection for viral shedding to all non-USA sites b) Noted that PBMCs will be collected from participants where operationally feasible 	Clarifications due to logistical issues	Non-substantial
2.2 Background	Updated information on the nonclinical and clinical AZD1222 development program	To align with information in the updated AZD1222 IB	Non-substantial
2.3.1 Risk Assessment	Revised important potential risks		Substantial
3 Objectives and Endpoints, Table 5	<ul style="list-style-type: none"> a) Revised estimand description for the primary efficacy endpoint to be conducted in the fully vaccinated analysis set, and added a secondary objective to estimate efficacy in all participants regardless of prior SARS-CoV-2 infection b) Noted that the substudy will only be conducted in the USA 	<ul style="list-style-type: none"> a) To align with the statistical plan b) Due to logistical issues 	Non-substantial

Section # and Name	Description of Change	Brief Rationale	Substantial/ Non-substantial
4.1 Overall Design	<ul style="list-style-type: none"> a) Increased the sample size from 30 000 to 40 000 participants b) For participants who received the first dose between 28 August 2020 and 06 September 2020, extended the window for receiving the second dose c) Noted that the substudy will be conducted only in the USA d) Added a description of the independent Neurological AESI Expert Committee 	<ul style="list-style-type: none"> a) Increased based on updated attack rates and public health emergency b) To accommodate receipt of the second dose of study intervention for participants who received their first dose prior to the clinical hold c) Due to logistical issues d) New committee to provide advice on selected neurological AESIs 	<ul style="list-style-type: none"> a) Substantial b) Non-substantial c) Non-substantial d) Substantial
4.2.1 Rationale for Study Design and Participant Population	Revised enrollment status for Study COV002	Aligned with updated study status	Non-substantial
6.2.1.1 AZD1222, 6.2.1.2 Placebo	Extended the beyond-use-date from 4 hours to 6 hours	To align with revised use hold times based on recent microbial challenge study data	Non-substantial
8.3.9 Adverse Events of Special Interest	Expanded the AESI list and specified that AESIs will be reported to the Sponsor within one day of becoming aware of the event	To permit close monitoring and rapid communication of safety information, and further understanding of the AZD1222 safety profile	Substantial
8.3.9.1 Potential Neurological AESIs	New section for evaluation of potential neurological AESIs	For additional safety monitoring	Substantial
8.5.2.4 Assessment of Cell-mediated Immune Responses	Noted that PBMCs will be collected from participants where operationally feasible	Clarifications due to logistical issues	Non-substantial
8.6.1.2 Assessment of Viral Shedding	Broadened optional saliva sample collection for viral shedding to all non-USA sites		
9.2 Sample Size Determination	Updated to incorporate the increased sample size from 30 000 to 40 000 participants as well as the underlying assumptions	Increased based on updated attack rates and public health emergency	Substantial

Section # and Name	Description of Change	Brief Rationale	Substantial/ Non-substantial
9.3 Populations for Analyses	Added a fully vaccinated analysis set and revised the per-protocol analysis set to be based on participants in the fully vaccinated analysis set	To align with the revised statistical analyses for the primary endpoint	Non-substantial
9.4.1 General Considerations 9.4.2.1 Primary Endpoint 9.4.2.2 Secondary Endpoints	Revised analyses	To align with the current analysis plan	Non-substantial
Appendix A5 Committee Structure	Added a description of the independent Neurological AESI Expert Committee	New committee to provide advice on selected neurological AESIs	Substantial
Appendix F Adverse Events of Special Interest	a) Expanded the AESI list and provided a description of the events b) Added new table listing potential immune-mediated conditions to provide more detail on this new AESI	To permit close monitoring and rapid communication of safety information and further understand the AZD1222 safety profile	Substantial
Appendix G	a) Primary endpoint: Revised to note that the statistical analysis will be conducted in participants with negative serostatus at baseline b) Secondary endpoint evaluating symptomatic COVID-19 per CDC criteria: Revised the case definition to remove a minimum duration for any of the symptoms c) Added a secondary objective to estimate efficacy in all participants regardless of prior SARS-CoV-2 infection	To align with statistical analyses	Non-substantial

Amendment 2 (17 September 2020)

Overall Rationale for the Amendment:

The principal reason for this amendment was to address US FDA feedback to the Investigational New Drug application. Additional changes included statistical revisions per DSMB request and other revisions to provide clarity or correct inadvertent errors. All the changes were considered non-substantial.

Section # and Name	Description of Change	Brief Rationale	Substantial/ Non-substantial
1.1 Synopsis	Updated Objectives and Endpoints, Overall Design, Statistical Methods	To align with edits in the protocol body	Non-substantial
1.3 Schedule of Activities, Table 3	Removed 'at least' to clarify that PBMCs will be isolated from approximately 300 participants	Clarification	Non-substantial
1.3 Schedule of Activities, Table 4	<ul style="list-style-type: none"> a) Added new footnote 'b' to indicate that collection of saliva sample for viral shedding assessment is optional in Chile/Peru and may occur after a feasibility assessment has been completed b) Footnote 'c': removed the requirement for the RT-PCR test to be a rapid test 	<ul style="list-style-type: none"> a) Feasibility of collection of saliva samples in Chile/Peru is underway b) Not a requirement per protocol and provides more flexibility to the sites 	Non-substantial
3 Objectives and Endpoints, Table 5	<ul style="list-style-type: none"> a) Revised definition of intercurrent event b) Revised secondary objective 1 to assess for all SARS-COV-2 infection c) Added an exploratory objective to estimate the efficacy of 2 IM doses of AZD1222 compared to placebo for COVID-19-related deaths d) Added an exploratory objective to estimate the efficacy of AZD1222 compared to placebo for the prevention of COVID-19 following the first dose e) Renumbered exploratory objective 12: removed 'serum' prior to B- and T-cell responses 	<ul style="list-style-type: none"> a) To align with changes in the primary analysis b) To align with analyses c) Per US FDA request d) Per DSMB request e) To correct a misstatement 	Non-substantial

Section # and Name	Description of Change	Brief Rationale	Substantial/ Non-substantial
4.1 Overall Design	Removed requirement to limit initial enrollment to participants 18 to 55 years of age	The US FDA reviewed the accrued data from the ongoing University of Oxford studies and approved enrollment in all age groups prior to enrollment of the first subject.	Non-substantial
6.2.1 Dose Preparation and Administration	Clarified description for use of AZD1222 and placebo within the beyond-use-date	To avoid confusion in the time period from the first needle puncture of the AZD1222 vial or placebo vial/IV bag to dose administration	Non-substantial
6.2.1.1 AZD1222 (Additional change)	Removed specification for a 1 mL syringe to be used for AZD1222 dose preparation	To provide flexibility in dose administration	Non-substantial
6.5 Concomitant Therapy	Specified that all concomitant medication must be recorded in the eCRF	Per US FDA request	Non-substantial
6.5.1 Permitted Concomitant Medications	Clarified the concomitant medications permitted for the treatment of COVID-19 after receiving study intervention	Per US FDA request	Non-substantial
6.5.2 Prohibited Concomitant Medications	<p>a) For participants who received a prohibited concomitant medication, described the potential impact on participation in the study, including study withdrawal, discontinuation of study intervention, or evaluability in analysis data sets</p> <p>b) Added immunoglobulins and/or blood product</p>	<p>a) Per US FDA request</p> <p>b) For alignment with exclusion criterion 13</p>	Non-substantial
7.1 Discontinuation of Study Intervention	<p>a) Added new criterion for laboratory-confirmed SARS-CoV-2 infection</p> <p>b) Revised criterion that any allergic reaction related to study intervention, regardless of severity grade, will result in study discontinuation</p>	<p>a) Clarification</p> <p>b) Per US FDA request</p> <p>c) Per US FDA request</p>	Non-substantial

Section # and Name	Description of Change	Brief Rationale	Substantial/ Non-substantial
	c) Added new criterion for receipt of prohibited concomitant medication that may jeopardize the safety of the participant or interpretation of the data		
8.1.2 Illness Visits	Clarified that home collection requirements include digital health device and Illness e-Diary recordings, and saliva samples	Per US FDA request	Non-substantial
8.1.2.2 Digital Health Device	Described the monitoring protocols for triage and follow-up of alerts from the digital health device	Per US FDA request	Non-substantial
8.5.2.4 Assessment of Cell-mediated Immune Responses	Clarified the number of participants who will provide PBMC samples, ie, approximately 300 in the substudy and from up to approximately the first 3 000 during the Day 1 illness visit	To align with the SoA Table 3 and Table 4	Non-substantial
8.6.1.1 Virologic Assessments (additional change)	Clarified that a validated multiplexed respiratory panel may be utilized to assess the presence of respiratory pathogens	Multiplexed respiratory panel testing is not an absolute requirement	Non-substantial
8.6.1.2 Assessment of Viral Shedding	a) Clarified that saliva collection is performed utilizing a Spectrum DNA (SDNA-1000) collection kit b) Removed 'qualitative' to describe the type of shedding assessment c) Added information that collection of saliva sample for viral shedding assessment is optional in Chile/Peru and may occur after a feasibility assessment has been completed	a) Clarification b) Updated due to an assay improvement c) Feasibility of collection of saliva samples in Chile/Peru is underway	Non-substantial
9 Statistical Considerations 9.1, 9.2, 9.4, 9.4.2.1, 9.4.4, and 9.5	Amended the testing strategy, sample sizing, as well as number of events required for the interim and primary analyses	Per DSMB request	Non-substantial

Section # and Name	Description of Change	Brief Rationale	Substantial/ Non-substantial
9.3 Populations for Analysis, Table 9	Added definition for immunogenicity analysis set	To describe the population to be used for the immunogenicity assessments	Non-substantial
9.4.1 General Considerations	Revised definition of intercurrent event	To align with changes in the primary analysis	Non-substantial
9.4.2 Efficacy	<ul style="list-style-type: none"> a) Added reference to new Appendix G (see description for Appendix G below) b) Added description of an adjudication committee that will review data of potential cases for the COVID-19-related efficacy endpoints 	<ul style="list-style-type: none"> a) Per US FDA request b) To provide clarity on the process for determining cases to be included in the COVID-19-related efficacy evaluations 	Non-substantial
9.4.2.1 Primary Endpoint (additional change)	Clarified a supportive analysis of the primary endpoint	Incorrect statement about censored observations removed	Non-substantial
9.4.2.2 Secondary Endpoints	<ul style="list-style-type: none"> a) Bullet 1: Clarified that the endpoint will assess the proportion of participants who have a post-treatment response (negative at baseline to positive post treatment with study intervention) for SARS-CoV-2 Nucleocapsid antibodies over time b) Bullet 2: Included the endpoint to assess the incidence of SARS-CoV-2 RT-PCR positive symptomatic illness using the CDC criteria c) Bullet 3: Clarified the University of Oxford symptom criteria used to assess the incidence of SARS-CoV-2 RT-PCR positive symptomatic illness d) Specified the analyses for the incidence endpoints, and added a description of the analysis for participants positive for SARS-CoV-2 Nucleocapsid antibodies 	<ul style="list-style-type: none"> a) To align with analyses b) Corrected an inadvertent omission c) Per US FDA request d) Clarification 	Non-substantial

Section # and Name	Description of Change	Brief Rationale	Substantial/ Non-substantial
Appendix A5 Committee Structure	Added description of an adjudication committee that will review data of potential cases for the COVID-19-related efficacy endpoints	To provide clarity on the process for determining cases to be included in the COVID-19-related efficacy evaluations	
Appendix G Overview of Primary and Secondary Efficacy Objectives, Endpoints, and Associated Case Definitions	New overview table presenting the primary and secondary efficacy objectives, endpoints, and associated case definitions	Per US FDA request	Non-substantial
Appendix I Protocol Amendment History	Moved summary of changes for Protocol Amendment 1 to this new appendix	Per protocol template	Non-substantial

CDC = Centers for Disease Control and Prevention; COVID-19 = coronavirus disease 2019; eCRF = electronic case report form; DSMB = Data Safety Monitoring Board; e-Diary = electronic diary; IM = intramuscular; NP = nasopharyngeal; PBMC = peripheral blood mononuclear cell; RT-PCR = reverse transcriptase polymerase chain reaction; SARS-CoV-2 = severe acute respiratory syndrome-coronavirus 2; SoA = schedule of activities; US FDA = United States Food and Drug Administration.

Amendment 1 (10 August 2020)

Overall Rationale for the Amendment:

Section # and Name	Description of Change	Brief Rationale	Substantial/ Non-substantial
1.1 Synopsis	Updated Objectives and Endpoints, Overall Design, and Statistical Methods	To align with edits in main body	Non-substantial
1.2 Schema	Revised the footnote to identify the number of randomized participants in each age group to participate in the substudy	To identify by age group the 3 000 randomized participants who will participate in the substudy	Non-substantial
1.3 Schedule of Activities Table 2 Treatment and Follow-up Period - Main Study	Added assessment for recording any concomitant medication administered for the treatment of an SAE, MAAE, or AESI from Day 90 through Day 730	To support evaluation of SAEs, MAAEs, or AESIs	Non-substantial
1.3 Schedule of Activities Table 3 Treatment and Follow-up Period - Substudy	a) Added assessment for recording any concomitant medication administered for the treatment of an SAE, MAAE, or AESI from Day 90 through Day 730	a) To support evaluation of SAEs, MAAEs, or AESIs b) To help ensure PBMCs can be collected in	Non-substantial

Section # and Name	Description of Change	Brief Rationale	Substantial/ Non-substantial
	b) Footnote d: identified that 'at least 300' participants in the substudy can have PBMCs collected	participants across age groups	
2.2 Background	a) Corrected the study number for the University of Oxford South African clinical study b) Updated preliminary clinical data from Study COV001 and Study COV002	To align with: a) The study number correction made by the University of Oxford b) The updated AZD1222 IB, Edition 1.1	Non-substantial
2.3.1 Risk Assessment	Updated common solicited AE information	To align with the updated AZD1222 IB, Edition 1.1	Non-substantial
3 Objectives and Endpoints	a) Clarified that secondary objective 6 is performed in substudy and illness visits only b) Footnote a: identified the number of randomized participants in each age group to participate in the substudy	a) Humoral responses to AZD1222 are not required for main study participants b) To identify by age group the 3 000 randomized participants who will participate in the substudy	Non-substantial
4.1 Overall Design	a) Clarified that enrollment will begin with participants 18 to 55 years of age, followed by older age groups after FDA review of accruing clinical data b) Identified the number of randomized participants in each age group to participate in the substudy	a) To provide for review of immunogenicity data in older subjects prior to enrollment' b) To identify by age group the 3 000 randomized participants who will participate in the substudy	Non-substantial
4.2.1 Rationale for Study Design and Participant Population	Updated the number of participants 56 to 69 and ≥ 70 years of age anticipated to have received AZD1222 at time of study initiation	To align with updated study status	Non-substantial
5.1 Inclusion Criteria	Corrected number formatting to separate Criteria 3 and 4	Inclusion criterion 4 was erroneously included under inclusion criterion 3	Non-substantial

Section # and Name	Description of Change	Brief Rationale	Substantial/ Non-substantial
5.2 Exclusion Criteria	a) Clarified Criterion 2 to include participants with any other demyelinating condition b) Clarified Criterion 6 to state ≥ 20 mg per day vs ≥ 20 mg/kg/day of prednisone	Per NIH request Correct typographical error	Non-substantial
6.1.2 Dosing Instructions	Deleted instructions to cover the injection site with a sterile dressing	Erroneously included in original protocol	Non-substantial
6.2.1 Dose Preparation and Administration; 6.2.1.1 AZD1222 6.2.1.2 Placebo	Clarified that AZD1222 and placebo doses drawn into syringes for administration must be administered according to the beyond-use-date of the vial or IV bag	To align with the beyond-use-date of the vial or IV bag as AZD1222 and placebo do not contain preservatives	Non-substantial
7.2 Participant Withdrawal from the Study	Clarified that all collected samples will be destroyed if the participant withdraws consent for use of existing samples	To align with current process	Non-substantial
8.1.1 Monitoring COVID-19 Symptoms	Clarified that investigator judgement should be used when determining which participants should initiate illness visits during the 7 days following administration of each dose of study intervention	To help ensure that qualifying symptoms for illness visits are due to potential infection with SARS-CoV-2 and not to reactogenicity of the study intervention	Non-substantial
8.1.2.2 Digital Health Device	Clarified that the monitoring team will receive and triage alerts associated with participants' digital health device data rather than the investigator	To align with current process	Non-substantial
9.1 Statistical Hypotheses 9.4.2.1 Primary Endpoint 9.4.4 Methods for Multiplicity Control 9.5 Interim Analyses	Clarified the statistical significance for determining vaccine efficacy	To add greater detail to the statistical analysis approach for the primary estimand	Non-substantial
9.4 Statistical Analyses	Clarified that the SAP will be approved prior to the interim analysis vs the primary analysis	Per standard practice	Non-substantial

Section # and Name	Description of Change	Brief Rationale	Substantial/ Non-substantial
Appendix A 5 Committee Structure	Added criteria for pausing the study for DSMB review	To ensure safety oversight	Non-substantial
Appendix E Toxicity Grading Scales for Solicited Adverse Events			
Table 11 Clinical Abnormalities: Vital Signs	Revised the temperature range for fever	To align with definition of fever throughout the main body	Non-substantial
Table 12 Clinical Abnormalities: Systemic	Added information for assessing severity grade of chills and deleted diarrhea	To align with solicited adverse events being collected, which includes chills but not diarrhea	Non-substantial

AESI = adverse event of special interest; MAAE = medically attended adverse event; NIH = National Institutes of Health; SAE = serious adverse event; SAP = Statistical Analysis Plan.

11 REFERENCES

CDC. (Centers for Disease Control and Prevention). Coronavirus Disease 2019 (COVID-19), Symptoms of Coronavirus. <https://www.cdc.gov/coronavirus/2019-ncov/symptoms-testing/symptoms.html>. Published 2020. Accessed 01 July 2020.

FDA. (Food and Drug Administration). Guidance for Industry. Toxicity grading scale for healthy adult and adolescent volunteers enrolled in preventive vaccine clinical trials. . <https://www.fda.gov/media/73679/download>. Published 2007. Accessed 20 June 2020.

Folegatti PM, Bittaye M, Flaxman A, Lopez FR, Bellamy D, Kupke A et al. Safety and immunogenicity of a candidate Middle East respiratory syndrome coronavirus viral-vectored vaccine: a dose-escalation, open-label, non-randomised, uncontrolled, Phase 1 trial. *Lancet Infect Dis*. 2020a;20(7):816-26.

Folegatti PM, Ewer KJ, Aley PK, Angus B, Becker S, Belij-Rammerstorfer S et al. Safety and immunogenicity of the ChAdOx1 nCoV-19 vaccine against SARS-CoV-2: a preliminary report of a phase 1/2, single-blind, randomised controlled trial. *Lancet*. 2020b;S0140-6736(20):31604-4.

Graham SP, McLean RK, Spencer AJ, Belij-Rammerstorfer S, Wright D, Ulaszewska M et al. Evaluation of the immunogenicity of prime-boost vaccination with the replication-deficient viral vectored COVID-19 vaccine candidate ChAdOx1 nCoV-19. *npj Vaccines*. 2020;5(1):69.

Lambert P-H, Ambrosino DM, Andersen SR, Baric RS, Black SB, Chen RT et al. Consensus summary report for CEPI/BC March 12–13, 2020 meeting: Assessment of risk of disease enhancement with COVID-19 vaccines. *Vaccine*. 2020;38(31):4783-91.

Li F. Structure, Function, and Evolution of Coronavirus Spike Proteins. *Annu Rev Virol*. 2016;3(1):237-61.

Lu R, Zhao X, Li J, Niu P, Yang B, Wu H et al. Genomic characterisation and epidemiology of 2019 novel coronavirus: implications for virus origins and receptor binding. *Lancet*. 2020;395(10224):565-74.

NIH. (National Institutes of Health). Guidelines for the use of antiretroviral agents in adults and adolescents with HIV. <https://aidsinfo.nih.gov/guidelines>. Published 2020. Accessed 10 August 2020.

Rajão DS, Chen H, Perez DR, Sandbulte MR, Gauger PC, Loving CL et al. Vaccine-associated enhanced respiratory disease is influenced by haemagglutinin and neuraminidase in whole inactivated influenza virus vaccines. *The Journal of general virology*. 2016;97(7):1489-99.

Rovira À, Wattjes MP, Tintoré M, Tur C, Yousry TA, Sormani MP et al. MAGNIMS consensus guidelines on the use of MRI in multiple sclerosis—clinical implementation in the diagnostic process. *Nature Reviews Neurology*. 2015;11(8):471-82.

Schmitt-Thompson. Clinical Content. COVID-19 Resources. 2020. <https://www.stcc-triage.com/covid-19-resources>. Published 2020. Accessed 01 September 2020.

SPEAC. (Safety Platform for Emergency Vaccines) D2.3 Priority list of adverse events of special interest: COVID-19. Work Package: WP2 Standards and Tools. v1.1. 05 March 2020. https://media.tghn.org/articles/COVID-19_AESIs_SPEAC_V1.1_5Mar2020.pdf. Published 2020. Accessed 14 June 2020.

van Doremalen N, Lambe T, Spencer A, Belij-Rammerstorfer S, Purushotham JN, Port JR et al. ChAdOx1 nCoV-19 vaccine prevents SARS-CoV-2 pneumonia in rhesus macaques. *Nature* [Internet]. 2020 30 July 2020 [cited Access Date]. Available from: <https://doi.org/10.1038/s41586-020-2608-y>.

Waldrop G, Doherty M, Vitoria M, Ford N. Stable patients and patients with advanced disease: consensus definitions to support sustained scale up of antiretroviral therapy. *Tropical medicine & international health : TM & IH*. 2016;21(9):1124-30.

WHO. (World Health Organization) COVID-19 weekly epidemiological update. 18 October 2020. https://www.who.int/docs/default-source/coronaviruse/situation-reports/20201020-weekly-epi-update-10.pdf?sfvrsn=58786643_26&download=true. Published 2020. Accessed 23 October 2020.

Zhou P, Yang X-L, Wang X-G, Hu B, Zhang L, Zhang W et al. A pneumonia outbreak associated with a new coronavirus of probable bat origin. *Nature*. 2020.

Zhu N, Zhang D, Wang W, Li X, Yang B, Song J et al. A novel coronavirus from patients with pneumonia in China, 2019. *N Engl J Med*. 2020;382(8):727-33.

Zou G. A modified poisson regression approach to prospective studies with binary data. *Am J Epidemiol*. 2004;159(7):702-6.

SIGNATURE PAGE

This is a representation of an electronic record that was signed electronically and this page is the manifestation of the electronic signature

Document Name: d8110c00001-csp-amendment-7		
Document Title:	D8110C00001 Clinical Study Protocol Amendment 7	
Document ID:	Doc ID-004315165	
Version Label:	10.0 CURRENT LATEST APPROVED	
Server Date (dd-MMM-yyyy HH:mm 'UTC'Z)	Signed by	Meaning of Signature
29-Mar-2021 18:14 UTC	PPD [REDACTED]	Content Approval
30-Mar-2021 13:14 UTC	PPD [REDACTED]	Content Approval
29-Mar-2021 21:43 UTC	PPD [REDACTED]	Content Approval
30-Mar-2021 01:22 UTC	PPD [REDACTED]	Content Approval
29-Mar-2021 21:10 UTC	PPD [REDACTED]	Content Approval

Notes: (1) Document details as stored in ANGEL, an AstraZeneca document management system.